

---

**TECHNICAL MANUAL**  
**ORGANIZATIONAL MAINTENANCE**  
**REPAIR PARTS AND SPECIAL TOOLS LISTS**  
**FOR**  
**TRUCK, CHASSIS: 5-TON, 6x6**  
**M39, M39A2 M40, M40A1, M40A2, M40A1C, M40A2C,**  
**M61, M61A1, M61A2, M63, M63A1, M63A2, M63C, M63A1C,**  
**M63A2C, M63A1D, M63A2D, M139A1, M139A2, M139C,**  
**M139A2C, M139D, M139A2D, M139F, M139A1F, M139A2F;**  
**TRUCK, CARGO: M41, M41A2, M54, M54A1, M54A2, M54A1C,**  
**M54A2C, M55, M55A1, M55A2; TRUCK, DUMP: M51, M51A1,**  
**M51A2; TRUCK, TRACTOR : M52, M52A1, M52A2; TRUCK,**  
**TRACTOR, WRECKER: M246, M246A1, M246A2; TRUCK, VAN,**  
**EXPANSIBLE: M291A1, M291A2, M291A1C, M291A2C, M291A1D,**  
**M291A2D; TRUCK, WRECKER, MEDIUM: M62, M543, M543A1,**  
**M543A2; TRUCK, BRIDGING: M139, M328A1, M328A2;**  
**TRUCK, LOGGING, M748A1, M748A2.**



CHANGE

NO C 1

HEADQUARTERS  
DEPARTMENT OF THE ARMY  
Washington, D. C., 18 November 1989

**ORGANIZATIONAL MAINTENANCE  
REPAIR PARTS AND SPECIAL TOOLS LISTS  
FOR  
TRUCK, CHASSIS: 5-TON, 6 X 6  
M39, M39A2, M40, M40A1 , M40A2, M40A1C, M40A2C,  
M61 , M61A1 , M61A2, M63, M63A1 , M63A2, M63C, M63A1C,  
M63A2C, M63A1D, M63A2D, M139A1, M139A2, M139C,  
M139A2C, M139D, M139A2D, M139F, M139A1F, M139A2F;  
TRUCK, CARGO: M41 , M41A2, M54, M54A1 , M54A2, M54A1C,  
M54A2C, M55, M55A1 , M55A2; TRUCK, DUMP: M51, M51A1,  
M51A2; TRUCK, TRACTOR: M52, M52A1, M52A2; TRUCK,  
TRACTOR, WRECKER: M246, M246A1, M246A2; TRUCK, VAN,  
EXPANSIBLE: M291A1, M291A2, M291A1C, M291A2C, M291A1D,  
M291A2D; TRUCK, WRECKER, MEDIUM: M62, M62A2, M543, M543A1,  
M543A2; TRUCK, BRIDGING: M139, M328A1, M328A2;  
TRUCK, LOGGING, M748A1, M748A2.**

TM 9-2320-211-20P, May 1973 is changed as follows:

1. Remove old pages and insert new pages as indicated below.
2. File this change sheet in front of the publication for reference purposes.

**REMOVE PAGES**

**2-27 and 2-28  
3-29 and 3-30**

**INSERT PAGES**

**2-27 and 2-28  
3-29 and 3-30**

By Order of the Secretary of the Army:

**CARL E. VUONO**  
*General, United States Army*  
*Chief of Staff*

Official:

**WILLIAM J. MEEHAN II**  
*Brigadier General, United States Army*  
*The Adjutant General*

Distribution:

To be distributed in accordance with DA Form 12-38-R, (Block No. 0210) , requirements for Truck, Cargo, 5-ton, 6 x 6, Multifuel, M39-series.



TECHNICAL MANUAL }  
 NO. 9-2320-211-20P }

HEADQUARTERS  
 DEPARTMENT OF THE ARMY  
 WASHINGTON, D. C., 7 May 1973

**ORGANIZATIONAL MAINTENANCE REPAIR PARTS  
 AND SPECIAL TOOLS LISTS  
 FOR**

**TRUCK, CHASSIS: 5-TON, 6x6, M39, M39A2, M40, M40A1, M40A2, M40A1C, M40A2C, M61, M61A1, M61A2, M63, M63A1, M63A2, M63C, M63A1C, M63A2C, M63A1D, M63A2D, M139A1, M139A2, M139C, M139A2C, M139D, M139A2D, M139F, M139A1F, M139A2F; TRUCK, CARGO: M41, M41A2, M54, M54A1, M54A2, M54A1C, M54A2C, M55, M55A1, M55A2; TRUCK, DUMP: M51, M51A1, M51A2; TRUCK, TRACTOR: M52, M52A1, M52A2; TRUCK, TRACTOR, WRECKER: M246, M246A1, M246A2; TRUCK, VAN, EXPANSIBLE: M291A1, M291A2, M291A1C, M291A2C, M291A1D, M291A2D; TRUCK, WRECKER, MEDIUM: M62, M543, M543A1, M543A2; TRUCK, BRIDGING: M139, M328A1, M328A2; TRUCK, LOGGING, M748A1, M748A2.**

Current as of 1 November 1972

SECTION		Paragraph	Page	Figure
I.	INTRODUCTION			
	Scope	1	1-1	
	General	2	1-1	
	Explanation of columns	3	1-1	
	Special information	4	1-3	
	How to locate repair parts	5	1-8	
	Abbreviations	6	1-8	
	Reporting of Equipment publication improvements	7	1-8	
II.	REPAIR PARTS LIST			
	Group 01 — ENGINE			
	0100 Engine assembly	2-1		1
	0101 Crankcase, block, cylinder head	2-1		2-4
	0105 Valve covers and gaskets	2-3		5
	0106 Engine lubrication system	2-3		6-16
	0108 Manifolds	2-13		17
	Group 02—CLUTCH			
	0202 Clutch release mechanism	2-14		18
	Group 03—FUEL SYSTEM			
	0301 Carburetor, fuel	2-16		19
	0302 Fuel pumps	2-16		20-22
	0304 Air cleaner	2-18		23 and 24
	0305 Turbocharger	2-22		25-27
	0306 Tanks, lines, and fittings	2-26		28
	0309 Fuel filters	2-28		29-32

\*This manual supercedes TM 9-2320-211-20P, 27 March 1963 including all changes.

	Page	Figure
0311 Engine starting aids . . . . .	2-23	33 and 34
0312 Accelerator and throttle controls . . . . .	2-37	35 and 36
<b>Group 04—EXHAUST SYSTEM</b>		
0401 Muffler and pipes . . . . .	2-40	37-39
<b>Group 05—COOLING SYSTEM</b>		
0501 Radiator . . . . .	2-45	40 and 41
0503 Water manifold, headers and thermostats . . . . .	2-48	42-44
0504 Water pump . . . . .	2-52	45-47
0505 Fan assemblies . . . . .	2-54	48-50
<b>Group 06—ELECTRICAL SYSTEM</b>		
0601 Generators . . . . .	2-56	51-53
0602 Generator regulator . . . . .	2-59	54
0603 Starting motors . . . . .	2-60	55-57
0605 Ignition components . . . . .	2-62	58-60
0606 Engine safety controls . . . . .	2-65	61
0607 Instrument panel . . . . .	2-69	62 and 63
0608 Miscellaneous items . . . . .	2-69	64-66
0609 Lights . . . . .	2-71	67-77
0610 Sending units and warning switches . . . . .	2-77	78-81
0611 Horn . . . . .	2-78	82 and 83
0612 Batteries, storage (wet or dry) . . . . .	2-80	84
0613 Hull or chassis wiring harness . . . . .	2-81	85 and 86
<b>Group 07—TRANSMISSION</b>		
0700 Transmission assembly . . . . .	2-83	87
0703 Transmission clutch and clutch controls . . . . .	2-84	88
0704 Transmission top cover assembly . . . . .	2-84	89 and 90
<b>Group 08—TRANSFER AND FINAL DRIVE ASSEMBLIES.</b>		
0801 Power transfer and final drive assemblies . . . . .	2-84	91 and 92
0802 Clutch and clutch controls . . . . .	2-85	93
<b>Group 09—PROPELLER AND PROPELLER SHAFT.</b>		
0900 Propeller shafts . . . . .	2-86	94-98
<b>Group 10—FRONT AXLE</b>		
1000 Front axle assembly . . . . .	2-97	99
1004 Steering and Learning wheel mechanism . . . . .	2-97	100
<b>Group 11—REAR AXLE</b>		
1101 Housing, covers and plugs . . . . .	2-98	101
<b>Group 12—BRAKES</b>		
1201 Handbrakes . . . . .	2-98	102-104
1202 Service brakes . . . . .	2-102	105
1204 Hydraulic brake system . . . . .	2-104	106-109
1206 Mechanical brake system . . . . .	2-109	110
1208 Air brake system . . . . .	2-110	111-113
1209 Air compressor assembly . . . . .	2-115	114-117
1211 Trailer brake connections and controls . . . . .	2-119	118-120
<b>Group 13—WHEELS</b>		
1311 Wheel assembly . . . . .	2-122	121-123
1313 Tires and tubes . . . . .	2-126	124 and 125
<b>Group 14—STEERING</b>		
1401 Mechanical steering gear assembly . . . . .	2-128	126-129
1411 Hoses, lines, fittings . . . . .	2-130	130
1413 Tanks and reservoirs . . . . .	2-133	131
<b>Group 15—FRAME, TOWING ATTACHMENTS,</b>		
1501 Frame assembly . . . . .	2-133	132 and 133
1503 Pintles and towing attachments . . . . .	2-135	134

	Page	Figure
1504 Spare wheel carrier and tire lock . . . . .	2-136	135-140
1506 Fifth wheel . . . . .	2-141	141
1507 Landing gear, leveling jacks (mechanical or hydraulic) . . . . .	2-142	142
 Group 16—SPRINGS AND SHOCK ABSORBERS.		
1601 Springs . . . . .	2-142	143-148
1604 Shock absorber equipment . . . . .	148	149
 Group 18—BODY, CAB, HOOD AND HULL.		
1801 Body, cab, hood and hull assemblies . . . . .	2-148	150
1802 Fenders, running boards and windshield . . . . .	2-150	151
1805 Cab floor . . . . .	2-150	152
1806 Upholstery seats and carpets . . . . .	2-150	153 and 154
1808 Stowage boxes . . . . .	2-152	155 and 156
1812 Special purpose body . . . . .	2-153	157-173
 Group 20—HOIST, WINCH, POWER CONTROL AND POWER TAKEOFF		
2001 Hoist, winch, crane assembly . . . . .	2-161	174-195
 Group 22—BODY, CHASSIS AND HULL ACCESSORY ITEMS.		
2201 Canvas, rubber and plastic items . . . . .	2-170	196-198
2202 Accessory items . . . . .	2-171	199 and 200
2210 Data Plates and instruction holders . . . . .	2-173	201 and 202
 Group 33—SPECIAL PURPOSE KITS.		
3303 Winterization kits . . . . .	2-177	203-206
 Group 47—GAGES (NON-ELECTRICAL).		
4701 Instruments (speed and distance) . . . . .	2-179	207 and 208
 SECTION III. SPECIAL TOOLS LIST		
Group 26—TOOLS AND TEST EQUIPMENT		
2604 Special Tools . . . . .	3-1	209
 SECTION IV. FEDERAL STOCK NUMBER AND REFERENCE NUMBER INDEX		
	4-1	

## List of Illustrations

Figure	Title	Page
1	Engine crankcase fittings (gasoline) . . . . .	3-3
2	Drain cocks (diesel) . . . . .	3-4
3	Drain cock, elbow, and plug-multifuel . . . . .	3-5
4	Cylinder head assembly (gasoline). . . . .	3-6
5	Cylinder head covers, and gaskets (gasoline). . . . .	3-7
6	Breather w/oil filler assembly and oil gage (gas) . . . . .	3-8
7	Covers, attaching parts (diesel) . . . . .	3-9
8	Oil level gage, drain plug, and related parts (multifuel) . . . . .	3-10
9	Oil level indicator and drain plugs (diesel). . . . .	3-11
10	Engine breather and fuel lines [gasoline] . . . . .	3-12
11	Breather and related parts—multifuel . . . . .	3-13
12	Breather and related parts (diesel) . . . . .	3-14
13	Oil cooler (diesel) . . . . .	3-15
14	Engine oil filter . . . . .	3-16
15	Oil filter and oil cooler with related parts (multifuel) . . . . .	3-17
16	Oil cooler,oil filters (diesel) . . . . .	3-18
17	Engine intake and exhaust manifold (gasoline) . . . . .	3-19
18	Clutch release mechanism and linkage . . . . .	3-20
19	Carburetor assy (gasoline) . . . . .	3-21
20	Fuel pump assembly (gasoline) . . . . .	3-22
21	Fuel injector nozzle and related parts (multifuel). . . . .	3-23
22	Fuel filter tubes and related parts (multifuel) . . . . .	3-24
23	Air cleaner assembly (diesel and multifuel) . . . . .	3-25
24	Air cleaner assembly (gasoline) . . . . .	3-26
25	Turbocharger and related parts (multifuel) . . . . .	3-27
26	Turbocharger and related parts (diesel) . . . . .	3-28
27	Turbocharger elbow assembly and related parts—multifuel . . . . .	3-29
28	Fuel tank assembly . . . . .	3-30
29	Fuel filter assembly (gasoline) . . . . .	3-31
30	Fuel filters and related parts (multifuel) . . . . .	3-32
31	Secondary fuel oil filter (diesel) . . . . .	3-33
32	Primary fuel filter (diesel) . . . . .	3-34
33	Flame heater and related parts (multifuel) . . . . .	3-35
34	Intake manifold heater assembly (diesel). . . . .	3-36
35	Antidieseling, choke, and hand throttle controls. . . . .	3-37
36	Throttle linkage . . . . .	3-38
37	Exhaust pipe, muffler, and attaching parts (gasoline) . . . . .	3-39
38	Exhaust pipes, tailpipes, and attaching parts (diesel) . . . . .	3-40
39	Vertical exhaust stack (multifuel and diesel) . . . . .	3-41
40	Radiator (diesel and multifuel) . . . . .	3-42
41	Radiator (gasoline) . . . . .	3-43
42	Water headers (gasoline) . . . . .	3-44
43	Thermostat housing; thermostat and water manifold hoses and clamps (multifuel) . . . . .	3-45
44	Water header, thermostat, and related parts (diesel) . . . . .	3-46
45	Water pump assembly (gasoline) . . . . .	3-47
46	Water pump and related parts (multifuel) . . . . .	3-48
47	Water pump assembly and related parts (diesel) . . . . .	3-49
48	Fan, belts, and accessories (gasoline) . . . . .	3-50
49	Engine fan, belts, and related parts (multifuel) . . . . .	3-51
50	Fan assembly and related parts (diesel) . . . . .	3-52
51	Generator assembly (gas) . . . . .	3-53
52	Generator, engine assembly (multifuel) . . . . .	3-54
53	Generator assembly and related parts (diesel) . . . . .	3-55
54	Generator regulator . . . . .	3-56
55	Starter assembly (gas) . . . . .	3-57
56	Starting motor, engine assembly (multifuel) . . . . .	3-58
57	Starter assembly and related parts (diesel) . . . . .	3-59
58	Spark plug and cables (gasoline) . . . . .	3-60
59	Distributor assembly (gasoline) . . . . .	3-61
60	Distributor drive housing and governor valve (gasoline) . . . . .	3-62
61	Low air pressure switch . . . . .	3-63
62	Instrument panel . . . . .	3-64



## List of Illustrations— Continued

Figure	Title	Page
63	Instrument cluster . . . . .	3-65
64	Directional signal control . . . . .	3-66
65	Headlight beam selector switch . . . . .	3-67
66	Engine ground strap (multifuel) . . . . .	3-68
67	Headlight assembly . . . . .	3-69
68	Blackout headlight assembly . . . . .	3-70
69	Marker light assembly [special lighting] . . . . .	3-71
70	Stoplight-taillight assembly (right) . . . . .	3-72
71	Stoplight-taillight assembly (left) . . . . .	3-73
72	Turn signal and blackout marker light . . . . .	3-74
73	Front composite light (special lighting) . . . . .	3-75
74	Front run signal light (special lighting) . . . . .	3-76
75	Composite taillight (special lighting) . . . . .	3-77
76	Floodlight assembly . . . . .	3-78
77	Dome light assembly . . . . .	3-79
78	Fuel quantity transmitter . . . . .	3-80
79	Sending units (gasoline) . . . . .	3-81
80	Sending units (multifuel) . . . . .	3-82
81	Sending units (diesel) . . . . .	3-83
82	Horn button . . . . .	3-84
83	Air horn assembly . . . . .	3-85
84	Batteries and related parts . . . . .	3-86
85	Receptacle assembly battery slave . . . . .	3-87
86	Rear wiring harness . . . . .	3-88
87	Transmission case attaching parts . . . . .	3-89
88	Transmission clutch housing . . . . .	3-90
89	Transmission shifter lever . . . . .	3-91
90	Transmission breather valve and plugs . . . . .	3-92
91	Transfer-transmission case plugs . . . . .	3-93
92	Transfer-transmission front plug . . . . .	3-94
93	Declutch control piping . . . . .	3-95
94	Propeller shaft, transmission to transfer . . . . .	3-96
95	Propeller shaft assembly, transfer to front axle . . . . .	3-96
96	Propeller shaft, transfer to center bearing assembly . . . . .	3-97
97	Propeller shaft assemblies, transfer to forward rear axle, and center bearing to forward rear axle . . . . .	3-98
98	Propeller shaft assemblies forward rear to rear-rear axle . . . . .	3-99
99	Front axle components . . . . .	3-100
100	Steering knuckle and related parts . . . . .	2-101
101	Rear axle housing related parts . . . . .	3-102
102	Parking lever assembly . . . . .	3-103
103	Parking brake cable and related parts . . . . .	3-104
104	Parking brake drum and shoe . . . . .	3-105
105	Service brakes . . . . .	3-106
106	Wheel cylinder and related parts . . . . .	3-107
107	Master cylinder assembly . . . . .	3-108
108	Hydraulic air cylinder . . . . .	3-109
109	Hydraulic lines . . . . .	3-110
110	Brake pedal and linkage . . . . .	3-111
111	Front airlines . . . . .	3-112
112	Air lines (rear) . . . . .	3-113
113	Air reservoir and safety valve . . . . .	3-114
114	Air compressor assembly (gasoline) . . . . .	3-115
115	Air compressor strainer assembly (gasoline) . . . . .	3-116
116	Air governor assembly . . . . .	3-117
117	Air compressor and related parts—multifuel . . . . .	3-118
118	Trailer connections . . . . .	3-119
119	Trailer coupling assembly . . . . .	3-120
120	Trailer brake control and related parts . . . . .	3-121
121	Wheel with ring assembly . . . . .	3-122
122	Front wheel hub and brakedrum . . . . .	3-123
123	Rear axle hub assy, drum and related parts . . . . .	3-124
124	Tire and inner tube, pneumatic . . . . .	3-125

*List of Illustrations—Continued*

Figure	Title	Page
125	Tire valve extension . . . . .	3-126
126	Steering wheel . . . . .	3-127
127	Steering lever and bracket . . . . .	3-128
128	Drag link assembly . . . . .	3-129
129	Tie rod assembly . . . . .	3-130
130	Power steering piping-diesel and multifuel . . . . .	3-131
131	Reservoir assembly and related parts . . . . .	3-132
132	Front lifting shackle and bumper . . . . .	3-133
133	Rear lifting shackle and bumper . . . . .	3-134
134	Pintle hook assembly and mounting bracket . . . . .	134
135	Spare wheel carrier and tire lock . . . . .	3-135
136	Tire carrier . . . . .	3-136
137	Tire carrier . . . . .	3-137
138	Carrier and fuel tank projector decks . . . . .	3-138
139	Tire carrier . . . . .	3-139
140	Spare tire mounting . . . . .	3-140
141	Fifth wheel assembly . . . . .	3-141
142	Leveling jack assembly . . . . .	3-142
143	Front spring and related parts . . . . .	3-143
144	Front spring assembly . . . . .	3-144
145	Rear spring and related parts . . . . .	3-145
146	Rear spring assembly . . . . .	146
147	Rear spring assembly and guide bracket . . . . .	3-147
148	Rear spring seat and bearing . . . . .	3-138
149	Shock absorbers and related parts . . . . .	3-149
150	Cab doors and related parts . . . . .	3-150
151	Windshield assembly . . . . .	3-151
152	Cab floor board plugs . . . . .	3-152
153	Operator and companion seat assembly . . . . .	3-153
154	Drivers seat assembly . . . . .	3-154
155	Box assembly, tool-exploded view . . . . .	3-155
156	Bracket pioneer tool mounting . . . . .	3-156
157	Side wall components . . . . .	3-157
158	Left rear door assembly . . . . .	3-158
159	Right rear door assembly . . . . .	3-159
160	Side door assembly parts . . . . .	3-160
161	Van body side door striker . . . . .	3-161
162	Loading roller . . . . .	3-162
163	Cable assembly . . . . .	3-163
164	Van body power gate frame lubrication fittings . . . . .	3-164
165	Van body battery connection cable assy . . . . .	4-165
166	Van body rear wall emergency light switch . . . . .	3-166
167	Van body power gate lifting frame lube fittings . . . . .	3-167
168	Van body hydraulic system . . . . .	3-168
169	Van body power gate drive, electrical drive, and related parts . . . . .	3-169
170	Van body power gate hand lever grip . . . . .	3-170
171	Van body power gate control handles and lube fittings . . . . .	3-171
172	Van body power gate platform attaching parts . . . . .	3-172
173	Oil tank assembly wrecker body crane . . . . .	3-173
174	Front winch assembly . . . . .	3-174
175	Front winch drum plugs and brake band . . . . .	3-175
176	Front winch roller assembly lube fittings . . . . .	3-176
177	Lubrication fittings front and rear winch tensioner . . . . .	3-177
178	Rear winch gear and brake case plugs . . . . .	3-178
179	Rod assembly dump control box connecting end lever assembly . . . . .	3-179
180	Dump control box rod and power take off control shafts . . . . .	3-180
181	Dump truck oil gage . . . . .	3-181
182	Control box assembly . . . . .	3-182
183	Valve assembly, crane gondola control . . . . .	3-183
184	Shipper roller and related parts . . . . .	3-184
185	Boom assembly and fittings . . . . .	3-185
186	Lubrication fittings inner boom assembly . . . . .	3-186
187	Rear winch drive shaft pillow shaft . . . . .	3-187

*List of Illustrations—Continued*

Figure	Title	Page
188	Hydraulic hoist pump . . . . .	3-188
189	Upper roller shipper assembly . . . . .	3-189
190	Filler and drain plugs winch, wrecker body boom hoist . . . . .	3-190
191	Lubrication fittings, boom winch—exploded view . . . . .	3-191
192	Boom roller assembly . . . . .	3-192
193	Lubrication fittings, elevating and extension cylinders . . . . .	3-193
194	Hydraulic tubing (M5431) . . . . .	3-194
195	Vehicle winch mounting . . . . .	3-195
196	Cargo curtain and paulin . . . . .	3-196
197	Gondola frame and cab top cover. . . . .	3-197
198	Cab top assembly . . . . .	3-198
199	Windshield wiper and rear view mirror and related parts . . . . .	3-199
200	Right and left mirror assembly . . . . .	3-200
201	Identification and instruction plates . . . . .	3-201
202	Identification plate (gasoline) . . . . .	3-202
203	Fuel pump assembly . . . . .	3-203
204	Power plant heater cover, hood, louvre, and grill canvas set . . . . .	3-204
205	Heater fuel lines . . . . .	3-205
206	Fuel filter assembly . . . . .	3-206
207	Speedometer and tachometer shafts and related parts . . . . .	3-207
208	Tachometer drive and takeoff adapters . . . . .	3-208
209	Special tools . . . . .	3-209



**SECTION I**  
**INTRODUCTION**

**1. Scope**

This manual lists repair parts, special tools, and test equipment required for the performance of organizational maintenance of the truck, 5-ton 6x6.

**2. General**

These repair parts and special tools lists are divided into the following sections:

a. *Repair Parts—Section II.* A list of repair parts authorized for the performance of maintenance at the organizational level in figure and item number sequence.

b. *Special Tools and Test Equipment—Section III.* A list of special tools and test equipment authorized for the performance of maintenance at the organizational level.

c. *Federal Stock Number and Reference Number Index—Section IV.* A list of Federal stock numbers in ascending numerical sequence followed by a list of reference numbers in ascending alphanumeric sequence, cross-referenced to the illustration figure number and item number.

**3. Explanation of Columns**

The following provides an explanation of columns found in the tabular listings.

a. *Source, Maintenance and Recoverability Codes (SMR).* These codes of the uniform SMR code format are listed in column 1 in five positions as follows:

(1) *Source codes.* The Source Codes are entered in the first and second positions and are assigned to support items to indicate the manner of acquiring support items for maintenance, repair, or overhaul of end items. Source codes are defined as listed below.

	Definition
	Item procured and stocked for anticipated or known usage.
P C	Item procured and stocked for insurance purpose because essentiality dictates that a minimum quantity be available in the supply systems.
PD	Item procured and stocked and which otherwise would be coded PA except that it is deteriorative in nature.
	Support item, excluding support equipment, procured for initial issue or outfitting and stocked only for subsequent or additional initial issues or outfittings. Not subject to automatic replenishment.
PE	Support equipment procured and stocked for initial issue or outfitting to specified maintenance repair activities.

Code	Definition
PF	Support equipment which will not be stocked but which will be centrally procured on demand.
PG	Item procured and stocked to provide for sustained support life of the equipment. It is applied to an item peculiar to the equipment which, because of probable discontinuance or shutdown of production facilities, would prove uneconomical to reproduce at a later time.
KD	An item of depot overhaul / repair kit and not purchased separately. Depot kit is defined as a kit that provides items required at the time of overhaul or repair.
KF	An item of a maintenance kit and not purchased separately. Maintenance kit is defined as a kit that provides an item that can be replaced at organizational or intermediate levels of maintenance.
KB	Item included in both a depot overhaul/ repair kit and a maintenance kit.
MO	Item to be manufactured or fabricated at organizational level.
MF	Item to be manufactured or fabricated at the direct support maintenance level.
MH	Item to be manufactured or fabricated at the general support maintenance level.
MD	Item to be manufactured or fabricated at depot maintenance level.
AO	Item to be assembled at organizational level.
AF	Item to be assembled at the direct support maintenance level.
AH	Item to be assembled at the general support maintenance level.
AD	Item to be assembled at depot maintenance level.
XA	Item is not procured or stocked. The requirement for the item will be filled by replacement of the next higher assembly or component.
XB	Item is not procured or stocked. If this item is not available through salvage, it is to be requisitioned.
XC	Installation drawing, diagram, instruction sheet, field service drawing that is identified by a manufacturer's part number. A low-mortality item that is not stocked. When required, requisition the item from the end item manager with exception data, using the manufacturer's code and part number.

**NOTE**

Cannibalization or salvage may be used as a source of supply for any items coded above except those coded XA.

(2) *Maintenance code.* Maintenance codes are entered in the third and fourth positions. They indicate the level of maintenance authorized to use and repair the support item as defined below.

(a) *Use.* The maintenance code entered in the third position indicates the lowest maintenance

level authorized to remove, replace, and use the support item. The use maintenance level is indicated by one of the codes defined below.

<i>Code</i>	<i>Explanation and application</i>
C	Crew or operator maintenance performed within organizational maintenance.
O	Support item is removed, replaced, and used at the organizational level.
F	Support item is removed, replaced, and used at the direct support level.
H	Support item is removed, replaced, and used at the general support level.
D	Support item is removed, replaced, and used at depot, mobile depot, or specialized repair activity only.

(b) *Repair*. The maintenance code entered in the fourth position indicates whether the item is to be repaired. It identifies the lowest maintenance level with the capability to perform complete repair; i.e., all authorized maintenance functions. This position contains one of the following maintenance codes assigned by the service(s) that require the code as defined below.

<i>Code</i>	<i>Explanation and application</i>
O	The lowest maintenance level capable of complete repair of the support item is the organizational level.
F	The lowest maintenance level capable of complete repair of the support item is the direct support level.
H	The lowest maintenance level capable of complete repair of the support item is the general support level.
D	The lowest maintenance level capable of complete repair of support item is the depot level; performed by depot, mobile depot, or specialized repair activity. Repair restricted to designated specialized repair activity.
Z	Nonreparable. No repair is authorized.
B	No repair is authorized. The item may be reconditioned by adjusting, lubrication ; etc., at the user level. No parts or special tools are procured for the maintenance of this item.

(3) *Recoverability code*. This code is entered in the fifth position. It is assigned to a support item to indicate the disposition action on an un-serviceable item. This fifth position contains one of the codes defined below.

<i>Code</i>	<i>Definition</i>
Z	Nonreparable item. When un-serviceable, condemn it and dispose of it at the level indicated in the third position (use).
O	Reparable item. When not economical to repair, condemn it and dispose of it at organizational level.
F	Reparable item. When not economical to repair, condemn it and dispose of it at the direct support level.
H	Reparable item. When not economical to repair, condemn it and dispose of it at the general support level.

<i>Code</i>	<i>Definition</i>
D	Reparable item. When beyond lower-level repair capability, return it to depot. Condemnation and disposal are not authorized below depot level.
L	Reparable item. Repair, Condemnation, and disposal are not authorized below depot / specialized repair activity level.
A	Item requires special handling because of specific reasons (i.e., precious metal content, high-dollar value, critical material, or hazardous material). Refer to appropriate manuals/ directives for specific instructions.

b. *Federal Stock Number, Column 2*. This column indicates the Federal stock number assigned to the item which will be used for requisitioning purposes.

**NOTE**

Federal stock numbers that are missing for P source-coded items are not currently recorded in the AMDF. When these stock numbers are broadcast in the AMDF they will be provided by a change to this manual.

c. *Description, Column 3*. Indicates the Federal item name and a minimum description required to identify the item. The last line indicates the reference number followed by the applicable Federal supply code for manufacturer (FSCM) in parentheses. The FSCM is used as an element in item identification to designate the manufacturer of distributor or Government agency; etc., and is identified in SB 708-42. Items that are included in kits and sets are listed below the name of the kit or set with the quantity of each item in the kit or set indicated in front of the item name. Material required for manufacture or fabrication is identified.

d. *Unit of Measure (U/M), Column 4*. This column indicates the standard or basic quantity by which the listed item is used in performing the actual maintenance function. This measure is expressed by a two-character alphabetical abbreviation; e.g., ea, in, pr, etc., and is the basis used to indicate quantities and allowances in subsequent columns.

e. *Quantity Incorporated in Unit, Column 5*. This column indicates the quantity of the item used in the functional group. A V appearing in this column in lieu of a quantity indicates that a definite quantity cannot be indicated (e.g., shims, spacers; etc.).

f. *15-Day Organizational Maintenance Authorization, Column 6*.

(1) For repair parts only.

(a) Asterisks in the allowance columns indicate the total range of repair parts authorized for use at the organizational category. The repair

parts will be requisitioned on an as-required basis. The repair parts authorized at the organizational level will be those for the maintenance mission at that level. Requirements for repair parts stockage and for distribution to supported units will be based on demand and determined in accordance with AR 710-2.

(b) Major Army commands are authorized to approve reductions in the range of support items authorized for use in units within their commands. Recommendations for increases in the range of items authorized for use will be forwarded to: Commander, US Army Tank-Automotive Command, ATTN: AMSTA-M (NMP), Warren, MI 48090.

(2) The allowance quantities for special tools or test, measurement, and diagnostic equipment (TMDE) and other support equipment peculiar to the end item are shown in the appropriate density spread / allowance columns.

*g. Illustration, Column 7 of Sections II and III.* This column is divided as follows:

(1) *Figure number, subcolumn (a).* This column indicates the figure number of the illustration in which the item is shown.

(2) *Item number, subcolumn (b).* This column indicates the call-out number used to reference the item in the illustration.

**4. Special Information**

*a.* Useable-on codes are included in column 3. Uncoded items are applicable to all models. Identification of the useable on codes used in this publication are:

Model Code	Nomenclature	Model No.
A	All models	
AA	Vehicles with R6602 gas engine	
AB	Vehicles with LDS-465-1A multifuel engines	
AC	Vehicles with ENDT 673 Mack diesel engines	
AD	All 5-ton with winches	
AE	All 5-ton with soft top cabs	
BA	Truck chassis 5T 6x6	M40
BB	Truck chassis 5T 6x6 w / w	M40
BC	Truck chassis 5T 6x6 w / w	M139F
BD	Truck wrecker medium	M543
BE	Truck bridge stake transporter	M139
BF	Truck flat bed 5T 6x6 w / w	M40
BG	Truck bolster swivel 5T 6x6 w / w	M40
BH	Truck bolster 5T 6x6 w / w	M748A2
CA	Truck cargo 5T 6x6	M41
CB	Truck cargo 5T 6x6 w / w	M41
CC	Truck dump 5T 6x6	M51A2
CD	Truck dump 5T 6x6 w/w	M51A2
CE	Truck van expansible 5T 6x6	M291A2
CF	Truck van expansible 5T 6x6	M291A2C
CG	Truck van expansible 5T 6x6	M291A2D

Model Code	Nomenclature	Model No.
DA	Truck dump 5T 6x6 soft top cab	M51
DB	Truck dump 5T 6x6 w / w soft top cab	M51
DC	Truck stake transport 5T 6x6 w / w	M328A2
DE	Truck tractor 5T 6x6	M52A2
DF	Truck tractor 5T 6x6 w / w	M52A2
EA	Truck tractor 5T 6x6 soft top cab	M52
EB	Truck tractor 5T 6x6 w / w soft top cab	M52
EC	Truck tractor 5T 6x6 hard top cab	M52
EF	Truck tractor wrecker 5T 6x6	M246A2
EG	Truck cargo 5T 6x6	M55A2
FA	Truck cargo 5T 6x6 soft top cab	M54
FB	Truck cargo 5T 6x6 w / w soft top cab	M54
FE	Truck cargo 5T 6x6	M54A2
FG	Truck cargo 5T 6x6 w / w	M54A2
FH	Truck cargo 5T 6x6 w / w	M55A2
FI	Truck chassis 5T 6x6	M61A2
FJ	Truck wrecker medium 5T 6x6 w / w	M543A2
GA	Truck chassis 5T 6x6	M61
GB	Truck chassis 5T 6x6 w / w	M61
CD	Truck chassis 5T 6x6	M63A2C
GE	Truck chassis 5T 6x6	M40A2C
HA	Truck wrecker medium 5T 6x6 w / w	M62
HB	Truck chassis 5T 6x6 w / w	M139A2F
IA	Truck chassis 5T 6x6 w / w	M139
JA	Truck tractor wrecker 5T 6x6 w / w	M246
KA	Truck chassis 5T 6x6	M63
KB	Truck chassis 5T 6x6 w / w	M63
LA	Truck chassis 5T 6x6	M139C
MA	Truck chassis 5T 6x6	M139D
MB	Truck chassis 5T 6x6 w / w	M63A2
OA	Truck chassis 5T 6x6	M39
OB	Truck chassis 5T 6x6 w / w	M39
RA	Truck cargo 5T 6x6 w / w	M55
TB	Truck chassis 5T 6x6	M63A2
TC	Truck chassis 5T 6x6 w / w	M61A2
XA	Truck chassis 5T 6x6 w / w	M63C
XA	Truck cargo 5T 6x6	M55
ZB	Truck cargo dropsides 5T 6x6	M54A2C
ZC	Truck cargo dropside 5T 6x6 w / w	M54A2C
1A	Truck tractor 5T 6x6 w / w	M52A1
1B	Truck tractor 5T 6x6	M52A1
1C	Truck cargo 5T 6x6 w / w	M54A1
1D	Truck cargo 5T 6x6 w / w	M54A1
1E	Truck chassis 5T 6x6 w / w	M40A1
1F	Truck chassis 5T 6x6	M40A1
1G	Truck cargo dropsides 5T 6x6 w / w	M54A1C
1H	Truck cargo dropsides 5T 6x6	M54A1C
1I	Truck bolster 5T 6x6 w / w	M748A1
1J	Truck chassis 5T 6x6 w / w	M40A1C
1K	Truck wrecker 5T 6x6 w / w	M543A1
1L	Truck chassis 5T 6x6 w / w	M61A1
1M	Truck chassis 5T 6x6	M61A1
1N	Truck chassis 5T 6x6 w / w	M63A1
1O	Truck chassis 5T 6x6	M63A1
1P	Truck cargo 5T 6x6 w / w	M55A1
1Q	Truck cargo 5T 6x6	M55A1
1R	Truck chassis 5T 6x6 w / w	M63A1C
1T	Truck chassis 5T 6x6	M63A1C
1U	Truck van expansible 5T 6x6	M291A1
1V	Truck van expansible 5T 6x6	M291A1C
1W	Truck van expansible 5T 6x6	M291A1D
1X	Truck chassis 5T 6x6 w / w	M139A1

**TM 9-2320-211-20P**

<i>Model Code</i>	<i>Nomenclature</i>	<i>Model No.</i>
1Y	Truck chassis 5T 6x6	M139A1
1Z	Truck stake bridge transport 5T 6x6 w/w	M328A1
2A	Truck, chassis 5T 6x6 w / w	M139A1F
2B	Truck, dump 5T 6x6	M51A1
2C	Truck, dump 5T 6x6 w/ w	M51A1
3G	Truck tractor, wrecker, 5T 6x9 w / w	M246A1

equipment supported and the number of maintenance personnel allocated to perform the required maintenance operations.

c. Due to changes made during production of the engines covered in this manual, effective change points, by engine serial number, are listed following the description of the part where applicable.

d. The following publications pertain to the 5-ton, 6x6 Truck and its components:

b. The basis of issue for authorized special tools and test equipment is the number of end items of

LO 9-2320-211-12

Truck, chassis: 5-ton, 6X6, M39, M139, M139A1, M139A1F, M139A2F, M139C, M139D, M139F, M40, M40A1, M40A1C, M40A2C, M40C, M61, M161A1, M61A2, M63, M63A1, M63A1C, M63A2, M63A2C, M63C; truck, bolster: 5-ton, 6X6, M748A1, M748A2; truck, cargo: M41, M54, M54A1, M54A2, M55, M55A1, M55A2; truck, cargo, dropside: 5-ton, 6X6, M54A1C, M54A2C; truck, dump: 5-ton, 6X6, M51, M51A1, M51A2; truck flat bed: 5-ton, 6X6 M40: chassis, truck, bridge stake transporter: 5-ton, 6X6, M139, M328A1, M328A2; truck, tractor: 5-ton, 6X6, M52, M52A1, M52A2; truck, van, expandible: 5-ton, 6X6, M291A1, M291A1C, M291A1D, M291A2, M291A2C, M291A2D; truck, tractor, wrecker: 5-ton, 6X6, M246, M240A1, M246A2; truck, wrecker, medium : 5-ton, 6X6, M62, M543, M543A1, M543A2.

TM 9-2320-211-ESC

Equipment Serviceability criteria for truck, chassis: 5-ton, 6X6, M39, M40, M40C, M40A1, M40A1C, M61, M61A1, M61A2, M63, M63A1, M63A2, M139, M139C, M139D, M139F, M139A1, M139A1F, M139A2F; truck, cargo, 5-ton, 6X6, M41, M54, M54A1, M54A1C, M54A2, M54A2C, M55, M55A1, M55A2; truck, bolster: logging, 5-ton, 6X6, M748A1, M748A2; truck, wrecker: medium, 5-ton, 6X6, M62, M543, M543A1, M543A2; truck, tractor: wrecker, 5-ton, 6X6, M246, M240A1, M246A2; truck, van: expandible, 5-ton, 6X6, M291A1, M291A1C, M291AD; truck, stake: bridge transport, 5-ton, 6X6, M328A1, M328A2.

TM 9-2320-211-20

Operators manual: 5-ton, 6X6, M39, M40, M40C, M61, M61A2, M63, M63A2, M63C, M139, M139C, M139D, M139F, M139A2F; truck, cargo, M41, M54, M54A1, M54A2, M55, M55A2; truck, dump: M51, M51A2; truck tractor: M52, M52A1, M52A2; truck, tractor, wrecker: M246; truck, van: expandible, M291A2, M291A2C; truck, wrecker: medium, M62, M543, M543A2.

TM 9-2320-211-20

Organizational maintenance for truck, chassis: 5-ton, 6X6, M39, M40, M40C, M61, M61A2, M63, M63A2, M63C, M139, M139C, M139D, M139F, M139A2F; truck, cargo: M41, M54, M54A1, M54A2, M55, M55A2; truck, dump: M51, M51A2; truck, tractor: M52, M52A1, M52A2 ; truck, tractor, wrecker: M246, M246A1, M246A2; truck, van, expandible: M291A2, M291A2C, M291A1D, M291A21); truck, wrecker, medium : M62, M543, M543A1, M543A2.

e. Tables 1 and 2 provide a rapid index to all recoverable, direct exchange items and repair kits and sets contained in this manual. The items in

table 1 are in FSN sequence and items in table 2 are listed in functional group sequence.



TABLE 1. RECOVERABLE AND DIRECT EXCHANGE ITEMS

SMR CODE	FEDERAL STOCK NUMBER	PART NO. AND MFR CODE	DESCRIPTION	QTY	ILLUSTRATION	
				INC IN UNIT	FIGURE NO*	ITEM NO.
PAOFF	2510-809-7791	11640352 (19207)	FIFTH WHEEL ASSEMBLY	1	141	1
PAOFF	2520-040-2318	8330480(19207)	PUMP ASSEMBLY	1	188	2
PAOFF	2520-040-2338	8332238 (19207)	PROPELLER SHAFT WITH UNIVERSAL JOINT ASSEMBLY	1	96	1
PAOFF	2520-040-2339	8332244 (19207)	PROPELLER SHAFT WITH UNIVERSAL JOINT ASSEMBLY	1	94	1
PAOFF	2520-040-2340	8332245 (19207)	PROPELLER SHAFT WITH UNIVERSAL JOINT ASSEMBLY	1	95	1
PAOFF	2520-040-2341	8332246 (19207)	PROPELLER SHAFT WITH UNIVERSAL JOINT ASSEMBLY	1	97	1
PAOFF	2520-040-2342	8332247(19207)	PROPELLER SHAFT WITH UNIVERSAL JOINT ASSEMBLY	1	97	1
PAOFF	2520-318-0982	8332248(19207)	PROPELLER SHAFT WITH UNIVERSAL JOINT ASSEMBLY	1	98	1
PAOFF	2520-318-0983	8332249(19207)	PROPELLER SHAFT WITH UNIVERSAL JOINT ASSEMBLY	1	98	1
PAOFF	2520-741-2343	8332250(19207)	PROPELLER SHAFT WITH UNIVERSAL JOINT ASSEMBLY	1	96	28
PAOFF	2520-901-9681	10885788(19207)	PROPELLER SHAFT WITH UNIVERSAL JOINT ASSEMBLY	1	94	1
PAOFF	2520-901-9682	8712095-1(19207)	PROPELLER SHAFT WITH UNIVERSAL JOINT ASSEMBLY	1	95	1
PAOFF	2590-901-9683	8712095-2(19207)	PROPELLER SHAFT WITH UNIVERSAL JOINT ASSEMBLY	1	98	1
PAOFF	2520-901-9684	7112095-3(19207)	PROPELLER SHAFT WITH UNIVERSAL JOINT ASSEMBLY	1	98	1
PAOFF	2520-904-4557	8712094-3(19207)	PROPELLER SHAFT WITH UNIVERSAL JOINT ASSEMBLY	1	96	28
PAOFF	2520-904-8105	8712094-1(19207)	PROPELLER SHAFT WITH UNIVERSAL JOINT ASSEMBLY	1	97	1
PAOFF	2520-904-8106	8712094-2(19207)	PROPELLER SHAFT WITH UNIVERSAL JOINT ASSEMBLY	1	97	1
PAOFF	2520-904-8107	8712097(19207)	PROPELLER SHAFT WITH UNIVERSAL JOINT ASSEMBLY	1	96	28
PAOFF	2530-142-1743	7539349(19207)	COMPRESSOR,RECIPROCATING	1	114	2
PAOFF	2530-152-2250	11665741(19207)	BRAKE SHOE WITH LINING'	12	105	8
PAOFF	2530-693-0679	8380558(19207)	BRAKE SHOE,INTERNAL	1	104	25
PAOFF	2530-693-0680	8380559(19207)	BRAKE SHOE WITH LINING	1	104	25
PAOFF	2530-737-6689	7376689(19207)	CYLINDER,AIR,HYDRAULIC	1	108	1
PAOFF	2530-741-1070	7411070(19207)	CYLINDER ASSEMBLY,MASTER	1	107	1
PAOFF	2530-741-3937	7413937(19207)	VALVE, BRAKE RELEASE	2	GROUP	1211
PAOFF	2530-854-4457	10900525(19207)	GOVERNOR ASSEMBLY,AIR	1	116	1
PAOFF	2540-047-3926	8710630(19207)	PINTLE ASSEMBLY,TOWING	1	134	1
PAOFF	2590-179-5581	10876227(19207)	BOOM ROLLER ASSEMBLY	2	192	1
PAOFF	2590-741-1122	7411122(19207)	WINCH ASSEMBLY	1	174	1
PAOFF	2610-204-2545	MS35338-25(96906)	TIRE,PNEUMATIC	10	124	1
PAOFF	2610-262-8653	MS35338-21(96906)	TIRE,PNEUMATIC	10	124	1
PAOFF	2610-540-4725	MS35338-23(96906)	TIRE,PNEUMATIC	10	124	1
PAOFF	2805-740-9968	7376205(19207)	HEAD ASSEMBLY,CYLINDER	1	4	9
PAOFF	2805-740-9971	7409971(19207)	HEAD ASSEMBLY,CYLINDER	1	4	5
PAOFF	2910-218-1272	7409203(19207)	FUEL PUMP ASSEMBLY	1	2	6
PAOFF	2910-562-0441	8331877(19297)	CARBURETOR,FLOAT	1	19	1
PAOFF	2910-735-4014	8376299(19207)	PUMP,FUEL	1	203	1
PAOFF	2910-860-2338	7748874(19207)	PUMP,FUEL,ELECTRIC	1	34	28
PAOFF	2910-937-5076	10947358-3(19207)	PUMP,FUEL,ELECTRIC	1	28	7.1
PAOFF	2920-226-6545	10911018-1(19207)	STARTER,ENGINE,ELECTRICAL	2	56	2
					57	1
PAOFF	2920-267-9987	10935376(19207)	STARTER,ENGINE,ELECTRICAL	2	56	2
					57	1

TABLE 1. RECOVERABLE AND DIRECT EXCHANGE ITEMS-CONTINUED

SMR CODE	FEDERAL STOCK NUMBER	PART NO. AND MFR CODE	DESCRIPTION	QTY INC IN UNIT	ILLUSTRATION	
					FIGURE NO*	ITEM NO.
PAOFF	2920-293-4380	7355736(19207)	GENERATOR,ENGINE	3	51	8
					52	4
					53	15
PAOFF	2920-358-6960	7353276(19207)	DISTRIBUTOR,IGNITION	1	59	1
PAOFF	2920-640-7300	7731426(19207)	STARTER,ENGINE,ELECTRICAL	1	55	1
PAOFF	2920-800-7218	11631857(19207)	REGULATOR,ENGINE GENERATOR	1	54	6
PAOFF	2920-903-9534	10950808(19207)	GENERATOR,ENGINE	3	51	8
					52	4
					53	15
PAOFF	2920-953-9784	8712283(19207)	REGULATOR,ENGINE GENERATOR	1	54	6
PAOFF	2920-999-6216	109513851-1(19207)	STARTER,ENGINE,ELECTRICAL	2	56	2
					57	1
PAOFF	2930-169-5759	11640319(19207)	RADIATOR,ENGINE COOLING	1	40	5
PAOFF	2930-737-5656	7375656(19207)	RADIATOR,ENGINE COOLING	1	41	1
PAOFF	2930-890-2556	316GCA3155(76040)	PUMP ASSEMBLY,WATER	1	47	4
PAOFF	2930-972-2597	3MFAX559(76040)	RADIATOR,ENGINE COOLING	1	40	5
PAOFF	2990-418-1060	631GC458(76040)	SUPERCHARGER	1	26	6
PAOFF	2990-974-7443	6316C559(76040)	TURBOCHARGER	1	26	6
PAOFF	4310-439-6075	10899038(19207)	COMPRESSOR ASSEMBLY	1	117	1
PAOFF	5930-791-1561	8380700(19207)	SWITCH,ROTARY	1	GROUP	
					0607*	
PAOZA	6140-057-2554	MS35000-3(96906)	BATTERY,STORAGE	2	84	17

PART NO. AND MFR CODE	DESCRIPTION	FUNCTIONAL GROUP	FIGURE NO*
215SB76(89619)	GASKET SET	0106	16
5702659(19207)	PARTS KIT, OIL FILTER	0106	15
5702791(19207)	GASKET SET	0305	25
5342271(19207)	GASKET SET	0309	29
5702776(19207)	PARTS KIT	0309	30
5702684(19207)	PARTS KIT	0309	31
255GB43(89619)	MANIFOLD HEATER KIT	0311	34
5702725(19207)	PARTS KIT, WATER PUMP DRIVE	0504	46
5702744(19207)	SHIM SET	0601	52
5702692(19207)	GASKET SET	0603	
5702512(19207)	PARTS KIT	0605	59
5702510(19207)	PARTS KIT	0605	59
5702401(19207)	PARTS KIT	0607	
5702506(19207)	PARTS KIT	0611	82
7412638(19207)	PARTS KIT	0900	
7347665(19207)	KIT,REPAIR	0900	
8712082(19207)	KIT,REPAIR	0900	
8712092(19207)	KIT,REPAIR	0900	
7409572(19207)	KIT,REPAIR	0900	
5702691(19207)	GASKET SET	1209	117
101539R91(31007)	PARTS KIT	1401	128

**5. How to Locate Repair Parts**

*a. When Federal Stock Number or Reference Number is Unknown:*

(1) *First.* Using the table of contents determine the functional subgroup within which the repair part belongs. This is necessary since illustrations are prepared for functional subgroups, and listings are divided into the same groups.

(2) *Second.* Find the illustration covering the functional subgroup to which the repair part belongs.

(3) *Third.* Identify the repair part on the illustration, and note the illustration figure and item number of the repair part.

(4) *Fourth.* Using the repair parts listing, find the functional subgroup to which the repair part belongs, and locate the illustration figure and item number noted on the illustration.

*b. When the Federal Stock Number or Reference Number is Known:*

(1) *First.* Using the index of Federal stock numbers and reference numbers find the pertinent Federal stock number or reference number. This index is in ascending FSN sequence followed by a list of reference numbers in ascending alphameric sequence cross-referenced to the illustration figure number and item number.

(2) *Second.* Using the repair parts listings, find the functional subgroup of the repair part and the illustration figure number and item number referenced in the index of Federal stock numbers and reference numbers.

**6. Abbreviations**

- assy . . . . . assembly (ies)
- AWG . . . . . American Wire Gage
- cp . . . . . candle power
- dia . . . . . diameter
- ea . . . . . each
- FSN . . . . . Federal stock number
- ft . . . . . feet (foot)
- hex . . . . . hexagon (al)

- ID . . . . . inside diameter
- in . . . . . inch (es)
- lg . . . . . long(length)
- NC . . . . . American National Coarse Thread.
- NF . . . . . American National Fine Thread.
- no . . . . . number(s)
- nom . . . . . nominal
- NPT . . . . . American Standard Taper Pipe Threads.
- NPTF . . . . . American Standard Taper Pipe Threads (Dryseal).
- NS . . . . . American National Special Thread.
- OA . . . . . overall
- OD . . . . . outside diameter
- pc . . . . . piece(s)
- P/N . . . . . part number
- psi . . . . . pounds per square inch
- S . . . . . steel
- sq . . . . . square
- tbd . . . . . thread(ed)(s)
- thk . . . . . thick (ness)
- TM . . . . . technical manual
- TS . . . . . truck single type(tire chain).
- TU . . . . . tube
- UNC . . . . . Unified National Coarse Thread.
- UNCA . . . . . Unified National Coarse Thread (male).
- UNF . . . . . Unified Fine Thread
- UNJF . . . . . Unified National Fine Thread with Controlled Radius Root and Increased Minor Diameter.
- UNS . . . . . Unified Special Thread
- V . . . . . volt(s)

**7. Reporting of Equipment Publication Improvements**

The reporting of errors, omissions, and recommendations for improving this publication by the individual user is encouraged. Reports should be submitted on DA Form 2028 (Recommended Changes to Publications) and forwarded direct to: Commander, US Army Tank-Automotive Command, ATTN: AMSTA-MAP, Warren, MI 48090.

## SECTION II. REPAIR PARTS LIST

(1)	(2)	(3)	(4)	(5)	(6)	(7)				(7)	
SMR Code	Federal Stock Number	Description	Unit of Meas.	Qty Inc	15-day Maintenance	organizational alw				Illustration	
					In Unit						
		Reference number & mfg. code	Usable on code			(a)	(b)	(c)	(d)	(a) Figure No.	(b) Item No.
						1-5	6-20	21-50	51-100		
		GROUP 01-ENGINE									
		0100-ENGINE ASSEMBLY									
PAOZZ	4820-542-2370	COCK, DRAIN: COOLANT, CYLINDER HEAD MS35782-7 (96906)	AA	EA	1	*	*	*	*	1	1
PAOZZ	5307-023-4726	STUD, PLAIN: 8758524 (19207)	AA	EA	4	*	*	*	*	1	2
PAOZZ		WASHER, FLAT: 10871163 (19207)	AA	EA	4	*	*	*	*	1	3
PAOZZ	5305-071-1764	SCREW, CAP, HEXAGON: 1/2-13UNC-2A X 1/2 MS90725-104 (96906)	AA	EA	4	*	*	*	*	1	4
PAOZZ	5307-023-4664	STUD, PLAIN: 3/8-16NC X 3/8-16NC X 1 1/4 O.A. 878522 (19207)	AA	EA	1	*	*	*	*	1	5
PAOZZ	4730-101-2616	PLUG, PIPE: MACHINE THREAD 126045 (31007)	AA	EA	2	*	*	*	*	1	6
PAOZZ	5307-275-8548	STUD, PLAIN: FLYWHEEL HOUSING 3/8-16 X 1 3/8 O.A. 8376183 (19207)	AA	EA	1	*	*	*	*	1	7
PAOZZ	5307-350-7099	STUD: ALLOY 3/8-16NC X 3/8-16UNC X 1-7/8, FLYWHEEL HOUSING 10753GT (31007)	AA	EA	1	*	*	*	*	1	8
PAOZZ	5310-768-0318	NUT, PLAIN, HEXAGON: 1/2-13UNC-2B MS51967-14 (96906)	AA	EA	5	*	*	*	*	1	9
PAOZZ	5310-834-7606	WASHER, LOCK: 1/2 NOM SIZE, BASE STUD MS35340-48 (96906)	AA	EA	5	*	*	*	*	1	10
PAOZZ	5307-737-6213	STUD, PLAIN: 1/2-13NC-3 X 2 1/4, BASE 7376213 (19207)	AA	EA	5	*	*	*	*	1	11
PAOZZ	5307-741-3423	STUD, PLAIN: 1/2-13UNC X 1/2-13NC X 2 1/2 O.A. X4179 (14351)	AA	EA	2	*	*	*	*	1	12
PAOZZ	4730-042-8988	PLUG, PIPE: MACHINE THREAD WWP471 (81348)	AA	EA	14	*	*	*	*	1	13
		0101-CRANKCASE, BLOCK, CYLINDER HEAD									
PAOZZ	5305-044-4153	SCREW, CAP, HEXAGON: 1/2-13UNC-2A X 1 IN. WATER PASSAGE COVER MS90725-109 (96906)	AC	EA	2	*	*	*	*	2	1
PAOZZ	5310-584-5272	WASHER, LOCK: 1/2 NOM SIZE, WATER PASSAGE COVER MS35338-48 (96906)	AC	EA	2	*	*		*	2	2
XBOZZ		COVER: WATER PASSAGE 338GB11C (76040)	AC	EA	1					2	3

(1) SMR Code	(2) Federal Stock Number	(3) Description	(4) Unit of Meas.	(5) Qty Inc In Unit	(6) 15-day organizational Maintenance alw				(7) Illustration	
		Reference number & mfg. code	Usable on code		(a) 1-5	(b) 6-20	(c) 21-50	(d) 51-100	(a) Figure No.	(b) Item No.
		0101-CRANKCASE, BLOCK, CYLINDER HEAD -CONTINUED								
PAOZZ	2930-495-8342	GASKET: WATER PASSAGE COVER 56AX107 (76040)	AC	EA	1	*	*	*	2	4
PAOZZ	2815-236-2609	VALVE, WATER DRAIN: UPPER 61AX54 (76040)	AC	EA	1	*	*	*	2	5
PAOZZ		ELBOW: WATER DRAIN 63AX891 (76040)	AC	EA	1	*	*	*	2	6
PAOZZ	4820-769-7694	COCK, DRAIN: LOWER 7697694 (19207)	AC	EA	1	*	*	*	2	7
PAOZZ	4820-174-0340	COCK, DRAIN: CRANKCASE WATER JACKET 3663932 (24617)	AB	EA	1	*	*	*	3	1
PAOZZ	4730-542-5599	ELBOW, PIPE: CRANKCASE DRAIN COCK 444055 (24617)	AB	EA	1	*	*	*	3	2
PAOZZ	4730-044-4655	PLUG, PIPE: CRANKCASE 444665 (19207)	AB	EA	1	*	*	*	3	3
PAOZZ		WASHER, FLAT: CYLINDER HEAD 10871160 (19207)	AA	EA	28	*	*	*	4	1
PAOZZ	5306-584-7247	BOLT, MACHINE: CYLINDER HEAD 10871180 (19207)	AA	EA	6	*	*	*	4	2
PAOZZ	5306-281-4705	BOLT, MACHINE: CYLINDER HEAD 8713864 (19207)	AA	EA	8	*	*	*	4	3
PAOZZ	5305-281-3272	SCREW, CAP, HEXAGON HEAD: CYLINDER HEAD 8713948 (19207)	AA	EA	14	*	*	*	4	4
PAOFF	2805-740-9971	HEAD ASSEMBLY, CYLINDER: FRONT, INCLUDES VALVES, GUIDES, SPRINGS AND INSERTS 7376204 (19207)	AA	EA	1	*	*	*	4	5
PAOZZ	5307-206-5451	STUD, PLAIN: INTAKE MANIFOLD 1/2-13NC X 1/2-13UNC 3 X 1 3/4 O.A. 61824R1 (31007)		EA	2	*	*	*	4	6
PAOZZ	5307-206-5441	STUD, PLAIN: INTAKE MANIFOLD 1/2-13NC X 1/2-13UNC 3 X 3 2/8 O.A. 61862R1 (31007)		EA	2	*	*	*	4	7
PAOZZ	5307-206-5461	STUD, PLAIN: INTAKE MANIFOLD 1/2-13NC X 1/2-13UNC 3 X 2 1/2 O.A. X19994 (02978)		EA	9	*	*	*	4	8
PAOFF	2805-740-9968	HEAD ASSEMBLY, CYLINDER: REAR, INCLUDES VALVES, GUIDES, SPRINGS AND INSERTS 7376205 (19207)	AA	EA	1	*	*	*	4	9
PAOZZ	2805-535-3657	GASKET: CYLINDER HEAD 7375224 (19207)	AA	EA	2	*	*	*	4	10

(1)	(2)	(3)	(4)	(5)	(6)	(7)	(a)	(b)
SMR Code	Federal Stock Number	Description	Unit of Meas.	Qty	15-day Maintenance	organizational alw	Illustration	
		Reference number & mfg. code	Usable on code	In Unit	(a) (b) (c) (d)		Figure No.	Item No.
PAOZZ	5305-269-3211	0105-VALVE COVERS AND GASKETS SCREW, CAP, HEXAGON HEAD: 3/8-16UNC-2A X 1.00 IN., VALVE COVER MS90725-60 (96906)	AA	EA	6	* * * *	5	1
PAOZZ	5330-197-8116	GASKET: VALVE COVER SCREW 105451 (24617)	AA	EA	6	* * * *	5	2
PAOZZ	2805-737-6313	COVER ASSEMBLY WITH STUDS: REAR 7376313 (19207)	AA	EA	1	* * * *	5	3
PAOZZ	2805-737-8503	COVER: REAR, ENGINE INTAKE AND EXHAUST VALVES 7378503 (19207)		EA	1	* * * *	5	4
PAOZZ	5307-038-1947	STUD, PLAIN: FRONT VALVE COVER ASSEMBLY (2) REAR VALVE COVER ASSEMBLY (2) X19982 (02978)		EA	1	* * * *	5	5
PAOZZ	5330-449-6360	GASKET: FRONT VALVE COVER (1) REAR VALVE COVER (1) R600A402 (14351)	AA	EA	2	* * * *	5	6
PAOZZ		SCREEN: VENT LINE CONNECTOR 10871190 (19207)	AA	EA	1	* * * *	5	7
PAOZZ	2805-350-6825	CONNECTOR, VENT LINE: ROCKER ARM COVER R600A324 (14351)	AA	EA	1	* * * *	5	8
PAOZZ	5310-012-0638	WASHER, LOCK: SPLIT HEAVY DUTY 120638 (21450)	AA	EA	4	* * * *	5	9
PAOZZ	5310-761-6882	NUT, PLAIN, HEXAGON: 5/16-18UNC-2B, MS51967-2 (96906)	AA	EA	4	* * * *	5	10
PAOZZ	4730-253-4412	ELBOW, PIPE: CYLINDER HOOD COVER CONNECTOR MS39230-2 (96906)	AA	EA	1	* * * *	5	11
PAOZZ		VALVE: 8332029 (19207)	AA	EA	1	* * * *	5	12
PAOZZ	4730-278-0190	ELBOW, PIPE TO TUBE: INVERTED 137424 (12204)	AA	EA	1	* * * *	5	13
PAOZZ	2805-737-6312	COVER ASSEMBLY: ROCKER ARM, FRONT W/ CAP AND STUD 7376312 (19207)	AA	EA	1	* * * *	5	14
PAOZZ	2805-033-6069	CAP: OIL FILLER ASSEMBLY 6280567 (19207)		EA	1	* * * *	5	15
-OZZ		COVER: CYLINDER HEAD 8758478 (19207)			1		5	16
PAOZZ	2805-449-6360	GASKET: CYLINDER HEAD COVER R600A402 (14351)	AA	EA	2	* * * *	5	17
PAOZZ	5315-664-1270	0106-ENGINE LUBRICATION SYSTEM PIN, STRAIGHT, HEADLESS: CYLINDER HEAD TO CYLINDER BLOCK R600A211 (14351)	AA	EA	4	* * * *	6	1

(1) SMR Code	(2) Federal Stock Number	(3) Description	(4) Unit of Meas.	(5) Qty Inc In Unit	(6) 15-day Maintenance alw	(7) organizational Illustration	(a) Figure	(b) Item No.
Reference number & mfg. code			Usable on code	(a)	(b)	(c)	(d)	(a) (b) Figure Item No. No.
0106-ENGINE LUBRICATION SYSTEM -CONTINUED								
PAOZZ	2805-737-6336	SUPPORT: OIL LEVEL GAGE 7376336 (19207)	AA	EA	1	* * * *	6	2
PAOZZ	5330-737-6332	PACKING, PREFORMED: LEATHER, OIL GAGE ROD 7376332 (19207)	AA	EA	1	* * * *	6	3
PAOZZ	2805-737-6338	GAGE: BAYONET TYPE, OIL LEVEL 7376338 (19207)	AA	EA	1	* * * *	6	4
PAOZZ	2805-695-7196	BREATHER: WITH OIL FILTER ASSEMBLY 7538675 (19207)	AA	EA	1	* * * *	6	5
PAOZZ	2805-737-6331	BRACKET, AIR BREATHER: 7376331 (19207)	AA	EA	1	* * * *	6	6
PAOZZ	5310-637-9541	WASHER, LOCK: 3/8 NOM SIZE, AIR BREATHER BRACKET MS35338-46 (96906)	AA	EA	2	* * * *	6	7
PAOZZ	5310-732-0558	NUT, PLAIN, HEXAGON: 3/8-16UNC-2B, AIR BREATHER BRACKET MS51967-8 (96906)	AA	EA	2	* * * *	6	8
PAOZZ	4730-421-9087	PLUG, PIPE: 1/8-27NPT, FLYWHEEL HOUSING MS49005-2 (96906)	AA	EA	1	* * * *	6	9
PAOZZ	4730-088-8665	PLUG, PIPE: 3/4-14NPT, DRAIN, FLYWHEEL, HOUSING MS49005-10 (96906)	AA	EA	1	* * * *	6	10
PAOZZ	4730-113-0573	ELBOW, TUBE: COMPRESSION, BALL SLEEVE 3/4 TUBE X 1/2NPT THD. MS39171-9 (96906)	AA	EA	1	* * * *	6	11
PAOZZ	2805-040-2263	PIPE, AIR BREATHER TUBE: 7376335 (19207)	AA	EA	1	* * * *	6	12
PAOZZ	4730-270-4620	ADAPTER, STRIAGHT,PIPE: W/SLEEVE AND NUT 144391 (24617)	AA	EA	1	* * * *	6	13
PAOZZ	5307-038-1942	STUD PLAIN: 3/8-16NC-3 1/2 X 3/8-16NC-2-9 / 16 X 1 1/4 X19002 (02978)	AA	EA	2	* * * *	6	14
PAOZZ	2815-131-5527	GASKET: OIL PAN DRAIN PLUG 711196 (16662)	AA	EA	1	* * * *	6	15
PAOZZ	4730-968-6129	PLUG, PIPE, MAGNETIC: OIL PAN DRAIN MS49006-10 (96906)	AA	EA	1	* * * *	6	16
PAOZZ	4730-113-5473	SLEEVE, TUBE: COMPRESSION BALL, 3/4 TUBE MS39177-9 (96906)	AA	EA	1	* * * *	6	17
PAOZZ	4730-113-5472	NUT, TUBE: COMPRESSION BALL, 3/4 TUBE, 1-18 UNS THD. MS39176-9 (96906)	AA	EA	1	* * * *	6	18
PAOZZ	5330-974-9677	WASHER, NONMETALLIC: 1/2 NOM SIZE, OIL CAP CHAIN RETAINER 56AX326 (76040)	AC	EA	1	* * * *	7	1



(1) SMR Code	(2) Federal Stock Number	(3) Description	(4) Unit of Meas.	(5) Qty Inc In Unit	(6) 15-day Maintenance alw	(7) organizational Illustration	(a) Figure No.	(b) Item No.
Reference number & mfg. code			Usable on code	(a)	(b)	(c)	(d)	
				1-5	6-20	21-50	51-100	
0106-ENGINE LUBRICATION SYSTEM								
-CONTINUED								
PAOZZ	5305-269-3214	SCREW, CAP, HEXAGON: 3/8-16UNC-2A X 1 1/2 IN. LG OIL CAP CHAIN RETAINER MS90725-64 (96906)	AC	EA	1	*	*	7
PAOZZ	2815-974-7442	CAP, OIL FILLER: VALVE COVER 222GB23 (76040)	AC	EA	1	*	*	7
XBOZZ		CHAIN: OIL FILLER CAP 1AB1805 (76040)	AC	EA	1			7
XBOZZ		RETAINER: OIL FILLER CAP CHAIN 253GB1269 (76040)	AC	EA	1			7
PAOZZ	4730-890-2386	CLAMP: TURBO CHARGER INLET HOSE 180GB135 (89619)	AC	EA	1	*	*	7
PAOZZ	6680-887-1334	GAGE ROD-CAP, LIQUID LEVEL: OIL 10912158 (19207)	AB	EA	1	*	*	8
PAOZZ	5330-737-6332	PACKING, PREFORMED: OIL LEVEL ROD COLLAR 7376332 (19207)		EA	1	*	*	8
XAOZZ		GAGE, ROD, LIQUID LEVEL: OIL 10912158-1 (19207)			1			8
PAOZZ	5310-143-6481	NUT, PLAIN, HEXAGON: OIL GAGE ROD SUPPORT BRACKET 7748972 (19207)	AB	EA	1	*	*	8
PAOZZ	5310-285-7037	WASHER, LOCK: 216 NOM. SIZE, OIL GAGE ROD SUPPORT BRACKET MS122031 (96906)	AB	EA	1	*	*	8
PAOZZ	2815-177-8215	SUPPORT, ROD OIL GAGE: 10912591 (19207)	AB	EA	1	*	*	8
PAOZZ	5305-489-8350	SCREW, MACHINE: OIL GAGE ROD SUPPORT BRACKET 7748975 (19207)	AB	EA	1	*	*	8
PAOZZ	2815-937-7447	SUPPORT, OIL GAGE ROD: 10889899 (19207)	AB	EA	1	*	*	8
PAOZZ	5340-196-6710	SPACER RING, RING: OIL PAN DRAIN PLUG AN901-10C (88044)	AB	EA	2	*	*	8
PAOZZ	5365-288-8483	PLUG, MACHINE THREAD: OIL PAN DRAIN 445097 (24617)	AB	EA	2	*	*	8
PAOZZ	6680-890-6402	INDICATOR, LIQUID: OIL LEVER 795GBA130A (76040)	AC	EA	1	*	*	9
PAOZZ	5306-225-9087	SCREW, CAP, HEXAGON HEAD: 5/16-24UNF-2A X 3/4 IN. LG INDICATOR GUIDE BRACKET MS90726-32 (96906)	AC	EA	1	*	*	9
PAOZZ	5310-023-3524	WASHER, LOCK: 5/16 NOM SIZE, INDICATOR GUIDE BRACKET (1), GUIDE CLAMP (1) 36AX22 (76040)	AC	EA	2	*	*	9

(1) SMR Code	(2) Federal Stock Number	(3) Description	(4) Unit of Meas.	(5) Qty Inc In Unit	(6) 15-day organizational Maintenance alw	(7) Illustration	(a) Figure	(b) Item No.		
Reference number & mfg. code			Usable on code	(a)	(b)	(c)	(d)			
				1-5	6-20	21-50	51-100			
		0106-ENGINE LUBRICATION SYSTEM -CONTINUED								
XBOZZ		BRACKET: OIL INDICATOR GUIDE 253GC299 (76040)	AC	EA	1			9	4	
PAOZZ	5306-225-8497	SCREW, CAP, HEXAGON HEAD: 5/16-18UNC-2A X 3/4 IN. LG INDICATOR GUIDE BRACKET MS90725-32 (96906)	AC	EA	1	*	*	*	9	5
PAOZZ		NUT: INDICATOR GUIDE 63AX355 (76040)	AC	EA	1	*	*	*	9	6
PAOZZ		SLEEVE: INDICATOR GUIDE 52AX5 (76040)	AC	EA	1	*	*	*	9	7
PAOZZ	4730-974-7451	PLUG, DRAIN: OIL PAN 261GC15 (76040)	AC	EA	2	*	*	*	9	8
PAOZZ	5340-333-7450	SPACER, RING: OIL PAN 39AX23 (76040)	AC	EA	2	*	*	*	9	9
PAOZZ		NUT: INDICATOR GUIDE CLAMP 20AX2 (76040)	AC	EA	1	*	*	*	9	10
PAOZZ		CLAMP: INDICATOR GUIDE 83AX55 (76040)	AC	EA	1	*	*	*	9	11
XBOZZ		GUIDE: OIL LEVEL INDICATOR 715GB420 (76040)	AC	EA	1				9	12
PAOZZ	4730-908-3194	CLAMP, HOSE: AIR CLEANER TO CRANKCASE VENT LINE HOSE MS35842-11 (96906)	AA	EA	2	*	*	*	10	1
PAOZZ	4720-248-1231	TUBE: RUBBER, COOLANT LINES ZZH428 (81348)	AA	FT	V	*	*	*	10	2
PAOZZ	4730-278-0190	ELBOW, PIPE TO TUBE: METERING VALVE ELBOW AND MANIFOLD ELBOW 137424 (12204)	AA	EA	2	*	*	*	10	3
PAOZZ	4710-277-4515	TUBE, COPPER: METERING VALVE ELBOW TO MANIFOLD ELBOW VENT LINE WWT775 (81348)	AA	FT	V	*	*	*	10	4
PAOZZ	4730-188-1854	NIPPLE: MANIFOLD TO CYLINDER HEAD VENT LINE WWN351TYPE 1 (81348)	AA	EA	1	*	*	*	10	5
PAOZZ	4730-541-3369	COUPLING, PIPE: MANIFOLD TO CYLINDER HEAD VENT LINE 444347 (19207)	AA	EA	1	*	*	*	10	6
PAOZZ	4730-277-9615	TEE, PIPE: MALE CRANKCASE VENT LINE 444552 (19207)	AA	EA	1	*	*	*	10	7
PAOZZ	4730-221-2137	PLUG, PIPE: 1/4NPT MS20913-2S (96906)	AA	EA	1	*	*	*	10	8
PAOZZ	5307-903-7673	STUD, PLAIN: CYLINDER HEAD COVERS TO CRANKCASE BREATHER 10889976-1 (19207)	AB	EA	4	*	*	*	11	1

(1) SMR Code	(2) Federal Stock Number	(3) Description	(4) Unit of Meas.	(5) Qty In Unit	(6) 15-day Maintenance In	(7) organizational allowance Illustration	(a) Figure No.	(b) Item No.
Reference number & mfg. code			Usable on code	(a)	(b)	(c)	(d)	
				1-5	6-20	21-50	51-100	
0106-ENGINE LUBRICATION SYSTEM								
-CONTINUED								
PAOZZ	2815-861-3832	GASKET: CYLINDER HEAD BREATHER TUBE ADAPTER TO CYLINDER HEAD COVERS 10889825 (19207)	AB	EA	2	*	*	2
PAOZZ	2815-404-3204	ADAPTER: CYLINDER HEAD COVER BREATHER TUBE 10889949 (19207)	AB	EA	1	*	*	3
PAOZZ	5310-959-4679	WASHER, LOCK: CYLINDER HEAD BREATHER TUBE ADAPTER TO CYLINDER HEAD COVERS MS35340-45 (96906)	AB	EA	4	*	*	4
PAOZZ	5310-880-7744	NUT, PLAIN, HEXAGON: 5/16-UNC-2B, CYLINDER HEAD BREATHER TUBE ADAPTER TO CYLINDER HEAD COVERS MS51967-5 (96906)	AB	EA	4	*	*	5
PAOZZ	2805-678-1378	RETAINER: OIL FILLER CAP TO WATER MANIFOLD 8754184 (19207)	AB	EA	1	*	*	6
PAOZZ	5315-514-2660	PIN, RETAINING: OIL FILLER CAP TO WATER MANIFOLD MS29523-1 (96906)	AB	EA	2	*	*	7
MOOZZ		CHAIN: OIL FILLER CAP TO WATER MANIFOLD (7 INCHES LONG) 10885108 (19207)	AB	EA	1			8
PAOZZ	4010-262-1551	FABRICATED FROM: CHAIN, WELDLESS: 42C14155-1 (80244)	B	FT	V	*	*	
PAOZZ	2815-999-5410	CAP, FILLER OPENING: OIL 10951264 (19207)	AB	EA	1	*	*	9
PAOZZ	2815-179-3601	BRACKET, OIL FILTER: 10896326 (19207)	AB	EA	2	*	*	10
PAOZZ	4730-277-8418	CLAMP, HOSE: CRANKCASE BREATHER TUBE TO ADAPTER 105475 (24617)	AB	EA	2	*	*	11
PAOZZ	4720-924-6110	HOSE, NONMETALLIC: CRANKCASE BREATHER TUBE 8357973 (19207)	AB	FT	1	*	*	12
PAOZZ	2815-103-5770	TUBE, CRANKCASE BREATHER: 10951257 (19207)	AB	EA	1	*	*	13
PAOZZ	5305-068-0501	SCREW, CAP, HEXAGON HEAD: 1/4-20UNC-2A X 5/8 CRANKCASE BREATHER TUBE CLAMP TO TURBOCHARGER BRACKET MS90725-5 (96906)	AB	EA	1	*	*	14
PAOZZ	5310-809-4058	WASHER, FLAT: 9/32 NOM. SIZE, CRANKCASE BREATHER TUBE CLAMP TO BRACKET MS27183-10 (96906)	AB	EA	1	*	*	15
PAOZZ	5340-456-2440	CLAMP, LOOP: CRANKCASE BREATHER TUBE TO BRACKET 10912382 (19207)	AB	EA	1	*	*	16

(1)	(2)	(3)	(4)	(5)	(6)	(7)	(a)	(b)		
SMR Code	Federal Stock Number	Description	Unit of Meas.	Qty	15-day Maintenance Inc In Unit	organizational alw	Illustration			
		Reference number & mfg. code	Usable on code	(a)	(b)	(c)	(d)	(a) Figure No.	(b) Item No.	
		0106-ENGINE LUBRICATION SYSTEM -CONTINUED								
PAOZZ	5310-682-5930	WASHER, LOCK: 1/4 NOM. SIZE, CRANKCASE BREATHER TUBE CLAMP TO BRACKET MS35340-44 (96906)	AB	EA	1	*	*	*	11	17
PAOZZ	5310-723-4458	NUT, PLAIN, HEXAGON: 1/4-20UNC-2B CRANKCASE BREATHER TUBE CLAMP TO BRACKET MS35690-404 (96906)	AB	EA	1	*	*	*	11	18
PAOZZ		SCREW: BREATHER PIPE 4AX128 (76040)	AC	EA	3	*	*	*	12	1
PAOZZ	5310-023-4161	WASHER, PLAIN: BREATHER PIPE 37AX1 (76040)	AC	EA	4	*	*	*	12	2
XBOZZ		PIPE, BREATHER: CRANKCASE COVERS 191GC340 (76040)	AC	EA	1				12	3
PAOZZ	5307-023-3386	STUD: BREATHER PIPE 616GC126 (89619)	AC	EA	1	*	*	*	12	4
PAOZZ	2815-974-7561	GASKET: BREATHER PIPE 590GB1150A (76040)	AC	EA	2	*	*	*	12	5
XBOZZ		LOOM: TUBE CLAMP 676AX1 (76040)	AC	EA	2				12	6
PAOZZ	2940-890-2561	CLAMP: VENTILATION TUBE 83AX226 (76040)	AC	EA	2	*	*	*	12	7
PAOZZ		TUBE: VENTILATION 283GC3100 (76040)	AC	EA	2	*	*	*	12	8
PAOZZ		NUT: TUBE FITTING COMPRESSION SLEEVE 63AX362 (76040)	AC	EA	2	*	*	*	12	9
PAOZZ		SLEEVE: TUBE FITTING 52AX6 (76040)	AC	EA	2	*	*	*	12	10
PAOZZ	4730-919-8788	FITTING, TUBE: VENTILATION VALVE 63AX483 (76040)	AC	EA	2	*	*	*	12	11
PAOZZ		VALVE, VENTILATION: 69GC119 (76040)	AC	EA	2	*	*	*	12	12
PAOZZ	2940-890-2562	NIPPLE, VALVE: VENTILATION VALVE TO BREATHER PIPE 63AX376 (76040)	AC	A	2	*	*	*	12	13
XBOZZ		LINK, CONTROL: VENTILATION VALVES 922GC134 (76040)	AC	EA	1				12	14
PAOZZ	5315-839-5820	PIN, COTTER: 1/16X3/4 IN. LG, VALVE LINK SWIVEL MS24665-134 (96906)	AC	EA	3	*	*	*	12	15
PAOZZ	5310-023-4225	WASHER 37AX435 (76040)	AC	EA	3	*	*	*	12	16
PAOZZ	4730-890-2376	SWIVEL, VALVE LINK: 183GC162 (89619)	AC	EA	3	*	*	*	12	17

(1) SMR Code	(2) Federal Stock Number	(3) Description	(4) Unit of Meas.	(5) Qty Inc In Unit	(6) 15-day Maintenance alw	(7) organizational Illustration	(a) Figure No.	(b) Item No.
Reference number & mfg. code			Usable on code		(a) (b) (c) (d)	(a) (b) (c) (d)	(a) (b)	(a) (b)
0106-ENGINE LUBRICATION SYSTEM								
-CONTINUED								
PAOZZ	2910-890-2522	SCREW: VALVE SWIVEL 9AX59 (76040)	AC	EA	3	* * * *	12	18
PAOZZ		NUT: WIRE BRACKET 20AX1 (76040)	AC	EA	1	* * * *	12	19
PAOZZ	5330-974-9677	WASHER, NONMETALLIC: WIRE BRACKET 56AX326 (76040)	AC	EA	1	* * * *	12	20
XBOZZ		BRACKET: WIRE 253GC1272 (76040)	AC	EA	1		12	21
PAOZZ	5305-068-0506	SCREW, CAP, HEXAGON HEAD: 1/4-28UNF-2A X 3/4, WIRE BRACKET MS90726-6 (96906)	AC	EA	1	* * * *	12	22
PAOZZ	2930-890-2555	FITTING, THERMOSTAT: WATER INLET 493GB163 (76040)	AC	EA	1	* * * *	13	1
PAOZZ	2930-890-2554	SEAL: OIL COOLER WATER INLET FITTING 446GC155 (76040)	AC	EA	2	* * * *	13	2
PAOZZ	5330-974-7549	GASKET: WATER PUMP INLET HOUSING AND ELBOW 56AX392 (76040)	AC	EA	2	* * * *	13	3
PAOZZ	4730-890-2380	ELBOW: OIL COOLER INLET TUBE 63AX440 (89619)	AC	EA	2	* * * *	13	4
PAOZZ		SLEEVE: WATER INLET TUBE 52AX13 (76040)	AC	EA	2	* * * *	13	5
PAOZZ		NUT: WATER INLET TUBE 142GC165 (76040)	AC	EA	2	* * * *	13	6
PAOZZ		TUBE: WATER INLET 673GC3115 (76040)	AC	EA	1	* * * *	13	7
PAOZZ	5305-021-1343	SCREW, CAP, HEXAGON HEAD: 3/8-16NC X 1, OIL INLET TUBE 4AX1 (89619)	AC	EA	2	* * * *	13	8
PAOZZ	5310-637-9541	WASHER, LOCK: 3/8 NOM SIZE, OIL INLET TUBE MS35338-46 (96906)	AC	EA	4	* * * *	13	9
PAOZZ	5330-974-7548	GASKET: INLET AND OUTLET TUBE 56AX357 (76040)	AC	EA	2	* * * *	13	10
PAOZZ		TUBE ASSEMBLY: OIL INLET 237GC418 (76040)	AC	EA	1	* * * *	13	11
PAOZZ		GASKET: FILTER BASE TO INLET TUBE 590GB1245 (76040)	AC	EA	1	* * * *	13	12
PAOZZ	5330-974-7545	GASKET: FILTER BASE TO OUTLET TUBE 590GB1246 (76040)	AC	EA	1	* * * *	13	13
PAOZZ		TUBE ASSEMBLY: OIL OUTLET 237GC418 (76040)	AC	EA	1	* * * *	13	14

(1)	(2)	(3)	(4)	(5)	(6)	(7)	(a)	(b)		
SMR Code	Federal Stock Number	Description	Unit of Meas.	Qty	15-day Maintenance	organizational alw	Illustration			
		Reference number & mfg. code	Usable on code		(a) 1-5	(b) 6-20	(c) 21-50	(d) 51-100		
							Figure No.	Item No.		
		0106-ENGINE LUBRICATION SYSTEM -CONTINUED								
PAOZZ	5305-269-3211	SCREW, CAP, HEXAGON HEAD: 3/8-16NC X 1 OIL OUTLET TUBE MS90725-60 (96906)	AC	EA	2	*	*	*	13	15
PAOZZ	5305-069-5577	SCREW, CAP, HEXAGON HEAD: 7/16-14UNC X 2 1/2, INLET HOUSING MS90725-93 (96906)	AC	EA	2	*	*	*	13	16
PAOZZ	5310-576-2544	WASHER, FLAT: WATER PUMP INLET ELBOW, 7/16 PLAIN G374-7 (26512)	AC	EA	2	*	*	*	13	17
XBOZZ		ELBOW: WATER PUMP INLET 493GB2157 (76040)	AC	EA	1				13	18
PAOZZ	2940-505-6714	FILTER: FLUID PRESSURE ASSEMBLY MS35342-1 (96906)	AA	EA	1	*	*	*	14	1
XAOZZ		FITTING: 5323545 (19207)			1				14	2
PAOZZ	5310-297-6078	WASHER, FLAT: SCREW COVER 5329469 (19207)		EA	2	*	*	*	14	3
PAOZZ	2940-708-9606	COVER: OIL FILTER 7089606 (19207)		EA	2	*	*	*	14	4
PAOZZ	5330-171-7032	GASKET: WASHER TYPE, FILTER COVER MS35347-1 (96906)		EA	2	*	*	*	14	5
PAOZZ	2990-699-8991	SPRING, HELICAL, COMPRESSION: FILTER 5323547 (19207)		EA	2	*	*	*	14	6
PAOZZ	2940-141-9026	FILTER ELEMENT: FLUID PRESSURE MS35345-1 (96906)		EA	2	*	*	*	14	7
PAOZZ	2940-626-2431	SHELL ASSEMBLY: OIL FILTER 6262431 (19207)		EA	2	*	*	*	14	8
PAOZZ	5330-202-3713	GASKET: SHELL TO BASE MS35347-2 (96906)		EA	2	*	*	*	14	9
PAOZZ	4730-954-1281	PIPE, PLUG: MACHINE THREAD MS49005-4 (96906)	AA	EA	1	*	*	*	14	10
PAOZZ	2940-194-2497	FILTER, FLUID PRESSURE: 7748873 (19207)	AB	EA	2	*	*	*	15	1
PAOZZ	5315-252-5987	PIN, COTTER: 1 1/4 IN. LG., 1/16 DIA., CENTER POST (COMPONENT OF PARTS KIT, OIL FILTER, FSN 2940-884-4801) MS24665-138 (96906)		EA	1	*	*	*	15	2
PAOZZ	2540-135-6529	POST, OIL FILTER CENTER: FILTER BODY 10951012 (19207)		EA	1	*	*	*	15	3
KFOZZ		GASKET: FILTER BODY 7748905 (19207)		EA	1	(SE			15	4

(1) SMR Code	(2) Federal Stock Number	(3) Description	(4) Unit of Meas.	(5) Qty	(6) 15-day organizational Maintenance alw	(7) Illustration			
		Reference number & mfg. code	Usable on code	(a) 1-5	(b) 6-20	(c) 21-50	(d) 51-100	(a) Figure No.	(b) Item No.
XAOZZ		0106-ENGINE LUBRICATION SYSTEM-CONTINUED FILTER BODY: FLUID, OIL FILTER 10951015 (19207)		1				15	5
PAOZZ	2815-924-6118	SPRING, OIL FILTER: 10951016 (19207)	EA	1	*	*	*	15	6
XAOZZ		CUP: FLUID FILTER 10951017 (19207)		1				15	7
KFOZZ		FILTER ELEMENT, FLUID: 8748329 (19207)	EA	1	(See Kit 2940-884-4801)			15	8
KFOZZ		GASKET: FLUID FILTER 7748870 (19207)	EA	1	(See Kit 2940-884-4801)			15	9
PAOZZ	4730-221-2139	PLUG, PIPE: 1/2 IN. NPT, OIL COOLER AND FILTER HOUSING DRAIN MS20913-4S (96906)	AB	EA	1	*	*	15	10
PAOZZ	5305-021-2320	SCREW, CAP, HEXAGON HEAD: BYPASS FILTER COVER 365SB19 (76040)	AC	EA	1	*	*	16	1
PAOZZ	5310-297-6078	GASKET: BYPASS FILTER COVER SCREW 123SB16 (76040)	AC	EA	1	*	*	16	2
XBOZZ		COVER: BYPASS FILTER 3076-5241 (76040)	AC	EA	1			16	3
XBOZZ		SPRING: BYPASS FILTER COVER 362SB23 (76040)	AC	EA	1			16	4
PAOZZ	2940-141-9026	FILTER ELEMENT, FLUID: WITH WASHER (OIL BYPASS) MS35345-1 (96906)	AC	EA	1	*	*	16	5
PAOZZ	5330-599-1285	GASKET: BYPASS FILTER COVER MS35347-1 (96906)	AC	EA	1	*	*	16	6
PAOZZ	4710-890-2567	TUBE, BYPASS: FILTER CENTER 381SB17 (819619)	AC	EA	1	*	*	16	7
XBOZZ		SCREW: CENTER HOLDDOWN 28SB11 (76040)	AC	EA	1			16	8
XBOZZ		PLATE: BYPASS FILTER HOLDDOWN 305SB11 (76040)	AC	EA	1			16	9
PAOZZ	4730-890-2370	PLUG, OIL DRAIN: BYPASS FILTER CASE 63AX4 (89619)	AC	EA	1	*	*	16	10
PAOZZ	5330-202-3713	GASKET: BYPASS FILTER CASE TO BASE (COMPONENT OF GASKET SET, FSN 2815-890-6248) MS35347-2 (96906)	AC	EA	1	*	*	16	11
PAOZZ		PLUG: 1/4-INCH MOUNTING BASE 63AX45 (76040)	AC	EA	1	*	*	16	12
PAOZZ		PLUG: 1/8-INCH MOUNTING BASE 63AX3 (76040)	AC	EA	1	*	*	16	13
PAOZZ	4730-890-2369	PLUG: OIL DRAIN MOUNTING BASE 226GB117A (89619)	AC	EA	2	*	*	16	14

(1) SMR Code	(2) Federal Stock Number	(3) Description	(4) Unit of Meas.	(5) Qty Inc In Unit	(6) 15-day organizational Maintenance alw	(7) Illustration	(a) Figure No.	(b) Item No.		
Reference number & mfg. code			Usable on code	(a)	(b)	(c)	(d)			
				1-5	6-20	21-50	51-100			
0106-ENGINE LUBRICATION SYSTEM -CONTINUED										
PAOZZ	5310-023-4225	WASHER, SPECIAL: MOUNTING BASE 37AX435 (76040)	AC	EA	2	*	*	*	16	15
PAOZZ	2940-580-6283	FILTER ELEMENT FLUID: WITH GASKET, OIL FULL FLOW ASSEMBLY MS35802-3 (96906)	AC	EA	1	*	*	*	16	16
KFOZZ		GASKET: INNERR BAR TO CASE 6432-666360 (76040)	AC	EA	1	(See Set 2815-890-6248)			16	17
PAOZZ		CUP: SPRING SEATING 6432-6663358 (76040)	AC	EA	1	*	*	*	16	18
PAOZZ		SPRING: OIL FILTER 6432-65106 (76040)	AC	EA	1	*	*	*	16	19
XBOZZ		CASE AND BUSHING: FULL FLOW FILTER 6432-6663354 (76040)	AC	EA	1				16	20
PAOZZ	4730-919-8775	PLUG: OIL FILTER 6432-8901 (89619)	AC	EA	1	*	*	*	16	21
KFOZZ		GASKET: OUTER BAR TO CASE 6432-666361 (76040)	AC	EA	1	(See Set 2815-890-6248)			16	22
PAOZZ	2940-902-2558	BAR: OIL FILTER CASE 6432-6663368 (76040)	AC	EA	1	*	*	*	16	23
PAOZZ	2990-890-2563	PLATE, TURBO CHARGER: WARNING 485GB177 (76040)	AC	EA	1	*	*	*	16	24
XBOZZ		CASE: BYPASS FILTER 3076-132371 (76040)	AC	EA	1				16	25
PAOZZ	2940-884-4801	PARTS KIT, OIL FILTER: 5702659 (19207)	AB	EA	1	*	*	*	15	KIT
		CONSISTING OF:								
		1-PIN, COTTER MS24665-138 (96906)							15	2
		1-GASKET 7748905 (19207)							15	4
		1-ELEMENT 8748329 (19207)							15	8
		1-GASKET 7748870 (19207)							15	9
		1-GASKET (NOT USED) 8725201 (19207)							NI	
		1-PIN, COTTER (NOT USED) MS24665-285 (96906)							NI	



(1) SMR Code	(2) Federal Stock Number	(3) Description	(4) Unit of Meas.	(5) Qty Inc In Unit	(6) 15-day organizational Maintenance alw	(7) Illustration	(a) Figure	(b) Item No.
Reference number & mfg. code			Usable on code	(a) (b) (c) (d)	1-5 6-20 21-50 51-100	No.	No.	No.
0106-ENGINE LUBRICATION SYSTEM -CONTINUED								
PAOZZ	2815-890-6248	GASKET SET: FULL FLOW AND BYPASS, ENGINE 215SB76 (89619) CONSISTING OF: 1-GASKET: BYPASS FILTER COVER SCREW 123SB16 (76040) 1-WASHER: BYPASS CASE TO BASE 5323534 (19207) 1-GASKET: INNER BAR TO CASE 6432-666360 (76040) 1-GASKET: OUTER BAR TO CASE 6432-666361 (76040) 1-GASKET: OIL RELIEF VALVE HOUSING 590GB1266 (76040)	AC	EA	1	* * * *	16	KIT
PAOZZ	4730-221-2139	0108-MANIFOLDS PLUG, PIPE: 1/2NPT, INTAKE MANIFOLD MS20913-4S (96906)	AA	EA	1	* * * *	17	1
PAOZZ	2805-737-6347	MANIFOLD, INTAKE: 7376347 (19207)	AA	EA	1	* * * *	17	2
PAOZZ	4730-954-1281	PLUG, PIPE: 1/4-18NPT, INTAKE MANIFOLD PRIMER HOLES MS49005-4 (96906)	AA	EA	6	* * * *	17	3
PAOZZ	5307-023-4666	STUD, PLAIN: INTAKE MANIFOLD CARBURETOR MOUNTING 8758513 (19207)	AA	EA	4	* * * *	17	4
XBOZZ		SHIELD: INTAKE MANIFOLD 8758559 (19207)	AA	EA	1		17	5
PAOZZ	5307-023-4685	STUD, PLAIN: INTAKE MANIFOLD CARBURETOR MOUNTING 8758516 (19207)	AA	EA	2	* * * *	17	6
PAOZZ	5310-913-5474	NUT, PLAIN, HEXAGON: 1/2-13UNC-2B, EXHAUST AND INTAKE MANIFOLD STUD MS51969-5 (96906)	AA	EA	15	* * * *	17	7
XBOZZ		CRAB: EXHAUST MANIFOLD, FRONT AND REAR 8758549 (19207)	AA	EA	2		17	8
PAOZZ		WASHER, FLAT: EXHAUST MANIFOLD 10871148 (19207)	AA	EA	4	* * * *	17	9
PAOZZ	2805-737-6345	MANIFOLD, EXHAUST: FRONT 7376345 (19207)	AA	EA	1	* * * *	17	10
XBOZZ		CRAB: EXHAUST MANIFOLD 8758550 (19207)	AA	EA	6		17	11
XBOZZ		CRAB: EXHAUST MANIFOLD, FRONT 8332125 (19207)	AA	EA	2		17	12

(1)	(2)	(3)	(4)	(5)	(6)	(7)	(a)	(b)
SMR Code	Federal Stock Number	Description	Unit of Meas.	Qty	15-day Maintenance Inc	organizational alw	Illustration	Item
		Reference number & mfg. code	Usable on code		(a) 1-5	(b) 6-20	(c) 21-50	(d) 51-100
							Figure No.	No.
		0108-MANIFOLDS-CONTINUED						
PAOZZ	2990-737-6349	SPACER: EXHAUST MANIFOLD 7376349 (19207)	AA	EA	1	*	*	17
PAOZZ	2805-308-8377	GASKET:EXHAUST AND INTAKE MANIFOLD 8398207 (19207)	AA	EA	2	*	*	17
XBOZZ		CRAB: EXHAUST MANIFOLD, CENTER 8758546 (19207)	AA	EA	1			17
PAOZZ	2805-737-6346	MANIFOLD, EXHAUST: CENTER 7376346 (19207)	AA	EA	1	*	*	17
PAOZZ	2805-428-5708	SEAL, RING, METAL: EXHAUST MANIFOLD 7376348 (19207)	AA	EA	4	*	*	17
PAOZZ	2805-737-6344	MANIFOLD, EXHAUST: REAR 7375344 (19207)	AA	EA	1	*	*	17
PAOZZ		WASHER, PLAIN: EXHAUST MANIFOLD TO INTAKE MANIFOLD 10871160 (19207)	AA	EA	3	*	*	17
PAOZZ	5305-071-1780	SCREW, CAP, HEXAGON HEAD: EXHAUST MANIFOLD TO INTAKE MANIFOLD 7376350 (19207)	AA	EA	1	*	*	17
PAOZZ	5307-737-6343	STUD, PLAIN: EXHAUST MANIFOLD, CENTER 7376343 (19207)	AA	EA	4	*	*	17
PAOZZ	5305-782-9494	SCREW, CAP, HEXAGON HEAD: 1/2-13UNC-2A X 1 3/4, EXHAUST MANIFOLD TO INTAKE MANIFOLD MS90725-114 (96906)	AA	EA	2	*	*	17
		GROUP 02-CLUTCH						
		0202-CLUTCH RELEASE MECHANISM						
PAOZZ	2540-752-0971	PAD, PEDAL, CLUTCH: 7520971 (19207)	A	EA	1	*	*	18
PAOZZ	2530-740-9448	STEM, PEDAL, CLUTCH: 7409448 (19207)	A	EA	1	*	*	18
PAOZZ	5340-752-0964	BUMPER, RUBBER: CLUTCH PEDAL STEM 7520964 (19207)	A	EA	1	*	*	18
PAOZZ	5310-950-0039	NUT, SELF-LOCKING: CLUTCH PEDAL MS21044N6 (96906)	A	EA	4	*	*	18
PAOZZ	2520-734-8744	LEVER, CLUTCH PEDAL: 7348744 (19207)	A	EA	1	*	*	18
PAOZZ	5305-269-2808	SCREW, CAP, HEXAGON HEAD: 3/8-16UNF-2A X 1 3/4 IN., CLUTCH PEDAL LEVER MS90726-65 (96906)	A	EA	1	*	*	18
PAOZZ	5315-616-5530	KEY, WOODRUFF: PEDAL AND LINKAGE SHAFTS MS35756-15 (96906)	A	EA	3	*	*	18

(1)	(2)	(3)	(4)	(5)	(6)	(7)	(a)	(b)		
SMR Code	Federal Stock Number	Description	Unit of Meas.	Qty	15-day Maintenance	organizational alw	Illustration			
		Reference number & mfg. code	Usable on code	In Unit	(a) 1-5	(b) 6-20	(c) 21-50	(d) 51-100		
					Figure No.			Item No.		
PAOZZ	2520-734-8746	0202-CLUTCH RELEASE MECHANISM-CONTINUED SHAFT, STRAIGHT: PEDAL LINKAGE 7348746 (19207)	A	EA	1	*	*	*	18	8
PAOZZ	5305-269-2809	SCREW, CAP, HEXAGON HEAD: 3/3-16UNF-2A X 2 IN., PEDAL SHAFT LEVER MS90726-66 (96906)	A	EA	2	*	*	*	18	9
PAOZZ	2520-040-2248	LEVER: PEDAL SHAFT 7376155 (19207)	A	EA	1	*	*	*	18	10
PAOZZ	2520-734-8743	LEVER, REMOTE CONTROL: RELEASE SHAFT 7348743 (19207)	A	EA	1	*	*	*	18	11
PAOZZ	2520-097-4893	LINKAGE: REMOTE LEVER CONTROL ADJUSTING 8735505 (19207)	A	EA	1	*	*	*	18	12
PAOZZ	5340-550-8089	CLEVIS, ROD END: ADJUSTING LINKAGE 104039 (24617)		EA	1	*	*	*	18	13
PAOZZ	5310-732-0560	NUT, PLAIN, HEXAGON: ADJUSTING LINKAGE ROD MS51968-14 (96906)		EA	2	*	*	*	18	14
XAOZZ		ROD: ADJUSTING LINKAGE 10883202 (19207)			1				18	15
PAOZZ	5340-692-6060	CLEVIS, ROD END, ASSEMBLY, ADJUSTABLE: 7373234 (19207)		EA	1	*	*	*	18	16
PAOZZ	2520-692-6059	SPRING, HELICAL, COMPRESSION: ADJUSTABLE CLEVIS 7373229 (19207)		EA	1	*	*	*	18	17
PAOZZ	3110-294-1834	BEARING, BALL: ADJUSTABLE CLEVIS 7373347 (19207)		EA	1	*	*	*	18	18
PAOZZ	5340-739-7542	CLEVIS, ROD END: ADJUSTABLE LINKAGE 7397542 (19207)		EA	1	*	*	*	18	19
PAOZZ	5315-737-3224	PIN, GROOVED, HEADED: ADJUSTABLE CLEVIS 7373224 (19207)		EA	1	*	*	*	18	20
PAOZZ	5315-842-3154	PIN, STRAIGHT, HEADED: PEDAL SHAFT LEVER MS35810-36 (96906)	A	EA	1	*	*	*	18	21
PAOZZ	5315-839-5822	PIN, COTTER: PEDAL SHAFT LEVER MS24665-353 (96906)	A	EA	1	*	*	*	18	22
PAOZZ	5305-269-2811	SCREW, CAP, HEXAGON HEAD: 3/8-24UNF-2A X 2 1/4 IN., CLUTCH PEDAL LEVER MS90726-67 (96906)	A	EA	1	*	*	*	18	23
PAOZZ	5340-422-2072	BRACKET, ANGLE: PEDAL RETRACTING SPRING 10871490 (19207)	A	EA	1	*	*	*	18	24

(1)	(2)	(3)	(4)	(5)	(6)	(7)	(a)	(b)		
SMR Code	Federal Stock Number	Description	Unit of Meas.	Qty	15-day Maintenance	organizational alw	Illustration			
		Reference number & mfg. code	Usable on code		(a) 1-5	(b) 6-20	(c) 21-50	(d) 51-100	(a) Figure No.	(b) Item No.
		0202-CLUTCH RELEASE MECHANISM -CONTINUED								
PAOZZ	5360-740-9447	SPRING, HELICAL, EXTENSION: PEDAL RETRACTING 7409447 (19207)	A	EA	1	*	*	*	18	25
PAOZZ	2520-407-6750	PLATE, RETAINING CLUTCH: 10871489 (19207)	A	EA	1	*	*	*	18	26
		GROUP 03-FUEL SYSTEM 0301-CARBURETOR, FUEL								
PAOFF	2910-562-0441	CARBURETOR, FLOAT: WITH GOVERNOR AND ANTI-DIESELING VALVE (USE GOVERNOR LEVER SPRING FSN 5360-200-5415 FOR M62 AND M246) 8331877 (19207)	AA	EA	1	*	*	*	19	1
PAOZZ	4730-050-4203	FITTING, LUBRICATION: 1/2-28NF-2, THROTTLE LEVER HOUSING MS15001-1 (96906)	AA	EA	1	*	*	*	19	2
PAOZZ	2910-459-7396	GASKET: CARBURETOR MOUNTING 7409124	AA	EA	2	*	*	*	19	3
PAOZZ		INSULATOR: CARBURETOR MOUNTING 5214355 (19207)	AA	EA	1	*	*	*	19	4
PAOZZ	5310-982-4908	NUT, SELF-LOCKING HEXAGON: 3/8-24UNC, CAR- BURETOR MOUNTING MS21045-6 (96906)	AA	EA	6	*	*	*	19	5
PAOZZ	5360-200-5415	SPRING: GOVERNOR LEVER (FOR M62 AND M246) 8327323 (19207)		EA	1	*	*	*	19	N/I
		0302-FUEL PUMP								
PAOZZ	2910-696-0323	BREATHER, VALVE: FUEL PUMP 8332098 (19207)	AA	EA	1	*	*	*	20	1
PAOZZ	5310-684-3463	WASHER: FLUID PRESSURE, COPPER, .390 ID, .625 OD, .062 THICK MS51092-1 (96906)	AA	EA	2	*	*	*	20	2
PAOZZ	5305-978-9396	SCREW, CAP, SOCKET HEAD: 3/8-16UNC-3A X 1 1/2, FUEL PUMP MS16997-101 (96906)	AA	EA	1	*	*	*	20	3
PAOZZ	5310-732-0558	NUT, PLAIN, HEXAGON: 3/8-16UNC-2B, FUEL PUMP MS51967-8 (96906)	AA	EA	1	*	*	*	20	4
PAOZZ	5310-637-9541	WASHER, LOCK: 3/8 NOM SIZE, FUEL PUMP MS35338-49 (96906)	AA	EA	2	*	*	*	20	5
PAOFF	2910-218-1272	FUEL PUMP ASSEMBLY: 7409203 (19207)	AA	EA	1	*	*	*	20	6
PAOZZ	5330-700-6868	GASKET: FUEL PUMP MOUNTING 7006868 (19207)	AA	EA	1	*	*	*	20	7

(1) SMR Code	(2) Federal Stock Number	(3) Description	(4) Unit of Meas.	(5) Qty In Unit	(6) 15-day Maintenance alw	(7) organizational Illustration	(a) Figure No.	(b) Item No.	
		Reference number & mfg. code	Usable on code	(a)	(b)	(c)	(d)		
				1-5	6-20	21-50	51-100		
0302-FUEL PUMP-CONTINUED									
PAOZZ	4730-289-5420	TEE,PIPE TO TUBE:INJECTOR NOZZLE FUEL RETURN,CYLINDER AB NUMBERS 1,2,3,4,AND 5 10914555 (19207)	EA	5	*	*	*	21	1
PAOZZ	4730-889-6886	TEE,TUBE: FLAME HEATER NOZZLE FUEL RETURN TO INJECTOR NOZZLE RETURN TUBE AT CYLINDER NUMBERS 3 AND 4 10951190 (19207)	EA	2	*	*	*	21	2
PAOZZ	4730-882-8621	ELBOW,PIPE TO TUBE:INJECTOR NOZZLE FUEL RETURN AB CYLINDER NUMBER 6 10914559 (19207)	EA	1	*	*	*	21	3
MOOZZ		TUBING,PLASTIC:CYLINDER NUMBER 1 INJECTOR NOZZLE FUEL AB RETURN TEE (27.00 IN. LG) 11609976-9 (19207)	EA	1				22	1
PAOZZ	4720-135-4424	FABRICATED FROM: TUBING,PLASTIC: 11609976 (19207)	FT	V	*	*	*	22	1
MOOZZ		TUBING,PLASTIC:FUEL INJECTOR NOZZLE FUEL RETURN CYLINDER AB NUMBERS1-2,2-3,4-5, AND 5-6 (5.00 IN, LG) 11609976-1 (19207)	EA	4				22	2
PAOZZ	4720-135-4424	FABRICATED FROM: TUBING,PLASTIC: 11609976 (19207)	FT	V	*	*	*	22	2
MOOZZ		TUBING,PLASTIC: FUEL INJECTOR NOZZLE FUEL RETURN, CYLINDER NUMBERS 3-4 (2.62 IN. LG) 11609976-16 (19207)	EA	2				22	3
PAOZZ	4720-135-4424	FABRICATED FROM: TUBING,PLASTIC: 11609976 (19207)	FT	V	*	*	*	22	3
PAOZZ	4730-900-5573	ELBOW,PIPE TO TUBE:FUEL FILTER INLET AND OUTLET 10951184 (19207)	EA	2	*	*	*	22	4
PAOZZ	5310-959-4675	WASHER,LOCK:3/8 NOM SIZE,TAPPET CHAMBER COVER THROUHG FILTER HEAD TO CRANKCASE MS35340-46 (96906)	EA	3	*	*	*	22	5
PAOZZ	5310-732-0558	NUT,PLAIN,HEXAGON:FUEL FILTER THROUGH TAPPET CHAMBER COVER TO CRANKCASE MS51967-8 (96906)	EA	3	*	*	*	22	6
PAOZZ	4730-088-8666	TEE,PIPE:FUEL FILTER FUEL RETURN 444134 (31007)	EA	1	*	*	*	22	7
PAOZZ	4730-277-5553	ELBOW,PIPE :90@ FUEL RETURN TO TANK MS51952-2 (96906)	EA	1	*	*	*	22	8

(1) SMR Code	(2) Federal Stock Number	(3) Description	(4) Unit of Meas.	(5) Qty	(6) 15-day Maintenance In Unit	(7) organizational alw Illustration	(a) Figure No.	(b) Item No.
Reference number & mfg. code			Usable on code	(a)	(b)	(c)	(d)	
				1-5	6-20	21-50	51-100	
0302-FUEL PUMP-CONTINUED								
PAOZZ	4730-203-2866	ELBOW,PIPE TO TUBE:FUEL INJECTOR PUMP OVERFLOW RETURN TO FILTER TEE 10951182 (19207)	AB	EA	1	*	*	9
PAOZZ		TUBE,FUEL DENSITY:FINAL FILTER TO COMPENSATOR 10951185-2 (19207)	AB	EA	1	*	*	10
PAOZZ	5305-269-3208	SCREW,CAP,HEXAGON HEAD:3/8-16UNC-2A X 5/8, FUEL FILTER INLET TUBE CLAMP MS90725-57 (96906)	AB	EA	2	*	*	11
PAOZZ	5340-282-7505	CLAMP,LOOP:FUEL FILTER INLET TUBE MS21333-57 (96906)	AB	EA	2	*	*	12
MOOZZ		TUBING,PLASTIC:FUEL SUPPLY PUMP TO FILTER INLET (26.00 IN. LG) 10951185-6 (19207)	AB	EA	1			13
PAOZZ	4710-726-5459	FABRICATED FROM: TUBING,PLASTIC: 10861278 (19207)		FT	V	*	*	13
PAOZZ		TUBE,FUEL INJECTOR:INJECTION OVERFLOW TO FILTER INLET TEE (1 PC. 30.00 IN. LG) 10951185-4 (19207)	AB	EA	1	*	*	14
PAOZZ	5340-881-5303	CLAMP,LOOP:INJECTOR NOZZLE FUEL RETURN TUBE TO COM- PRESSOR MS21333-45 (96906)	AB	EA	1	*	*	15
0304-AIR CLEANER								
PAOZZ	5305-988-1727	SCREW,MACHINE:AIR FILTER INDICATOR MS35206-283 (96906)	AB,AC	EA	2	*	*	1
PAOZZ	2940-909-2453	FILTER,INDICATOR,AIR:METAL MS53063-4 (96906)	AB,AC	EA	1	*	*	2
PAOZZ	5310-809-3078	WASHER,FLAT:5/16 NOM,FILTER INDICATOR MS27183-11 (96906)	AB,AC	EA	2	*	*	3
PAOZZ	4730-900-3296	ADAPTER,STRAIGHT,PIPE:FILTER HOSE MS39158-3 (96906)	AB,AC	EA	1	*	*	4
PAOZZ	5310-088-1251	NUT,SELF-LOCKING:FILTER INDICATOR MS51922-1 (96906)	AB,AC	EA	2	*	*	5
PAOZZ	4720-972-2606	HOSE,ASSEMBLY,RUBBER:AIR RESTRICTION FILTER 10931946 (19207)	AB,AC	EA	1	*	*	6
PAOZZ	4730-090-0832	CONNECTOR:FILTER HOSE MS39159-3 (96906)	AB,AC	EA	1	*	*	7
PAOZZ	4730-277-8750	ADAPTER,STRAIGHT,PIPE:TUBE TO FILTER HOSE MS39179-1 (96906)	AB,AC	EA	1	*	*	8

(1) SMR Code	(2) Federal Stock Number	(3) Description	(4) Unit of Meas.	(5) Qty Inc In Unit	(6) 15-day organizational Maintenance alw	(7) Illustration	(a) Figure	(b) Item			
Reference number & mfg. code			Usable on code	(a)	(b)	(c)	(d)	(a) Figure	(b) Item		
				1-5	6-20	21-50	51-100	No.	No.		
0304-AIR CLEANER-CONTINUED											
PAOZZ	5325-835-7289	GROMMET,RUBBER:FILTER HOSE CONNECTOR MS35490-75 (96906)	AB,AC	EA	1	*	*	*	*	23	9
PAOZZ	4710-899-7893	TUBING,PLASTIC:AIR CLEANER 865779 (19207)	AB,AC	EA	1	*	*	*	*	23	10
PAOZZ	4730-950-6134	CLAMP,HOSE:PLASTIC TUBING MS21920-41 (96906)	AB,AC	EA	2	*	*	*	*	23	11
PAOZZ	5310-959-7600	NUT,SELF-LOCKING:TUBING CLAMP MS51922-5 (96906)	AB,AC	EA	2	*	*	*	*	23	12
PAOZZ	4730-912-9114	ELBOW,BRASS:RUBBER HOSE MS39184-1 (96906)	AB,AC	EA	2	*	*	*	*	23	13
PAOZZ	4720-972-2608	HOSE ASSEMBLY,RUBBER:AIR CLEANER TUBE TO COM- PRESSOR 10931947 (19207)	AB,AC	EA	1	*	*	*	*	23	14
PAOZZ	4730-720-1398	CLAMP,HOSE:AIR INLET AND OUTLET HOSE 7048625 (19207)	AB,AC	EA	8	*	*	*	*	23	15
PAOZZ	2940-018-5296	HOSE PREFORMED:TURBOCHARGER INLET 10938335 (19207)	AB	EA	1	*	*	*	*	23	16
PAOZZ		HOSE:TURBOCHARGER INLET 3 1/2 I.D., 6 IN. LONG 8712137 (19207)	AC	EA	1	*	*	*	*	23	16
PAOZZ	2990-972-2600	TUBE,TURBOCHARGER INLET:TURBOSUPERCHARGER INLET HOSE 10931910 (19207)	AC	EA	1	*	*	*	*	23	17
PAOZZ	4720-973-3994	HOSE,NONMETALLIC: 5 IN. I.D. 5 IN. LONG 8712136-2 (19207)	AC	EA	2	*	*	*	*	23	18
PAOZZ		HOSE:5 IN. I.D. 6 IN. LONG 8712136-1 (19207)	AB,AC	EA	1	*	*	*	*	23	18
PAOZZ	4730-933-2928	CONNECTOR:PLASTIC TUBING MS39181-1 (96906)	AB,AC	EA	1	*	*	*	*	23	19
PAOZZ	2940-972-2602	TUBE,AIR CLEANER OUTLET:TO TURBOCHARGER 10931911 919207)	AC	EA	1	*	*	*	*	23	20
PAOZZ		CLAMP,HOSE:AIR CLEANER TUBE 83AX579-2 (76040)	AB,AC	EA	1	*	*	*	*	23	21
PAOZZ	5305-068-0506	SCREW,CAP,HEXAGON HEAD:1/4-28UNF-2A X 3/4 IN., AIR CLEANER TUBE CLAMP MS90726-6 (96906)	AB,AC	EA	2	*	*	*	*	23	22
PAOZZ	2940-972-2603	TUBE,AIR CLEANER OUTLET: 10931913 (19207)	AC	EA	1	*	*	*	*	23	23
PAOZZ	2940-018-5296	TUBE,AIR CLEANER OUTLET: 10938334 (19207)	AB	EA	1	*	*	*	*	23	23

(1) SMR Code	(2) Federal Stock Number	(3) Description	(4) Unit of Meas.	(5) Qty Inc In Unit	(6) 15-day organizational Maintenance alw	(7) Illustration No.	(a) Figure No.	(b) Item No.	
Reference number & mfg. code			Usable on code	(a)	(b)	(c)	(d)		
				1-5	6-20	21-50	51-100		
0304-AIR CLEANER-CONTINUED									
PAOZZ	2940-911-5631	FILTER ASSEMBLY,AIR; 7737120 (19207)	AB,AC	EA	1	*	*	23	24
PAOZZ	5305-269-3209	SCREW,CAP,HEXAGON HEAD:3/8-16UNC-2A X 3/4 IN., CAP (6),BODY (4) MS90725-58 (96906)		EA	10	*	*	23	25
PAOZZ	5310-637-9541	WASHER,FLAT:CAP (6), COVER (4) MS35338-46 (96906)		EA	10	*	*	23	26
PAOZZ		GASKET:CAP TO COVER 7737126 (19207)		EA	1	*	*	23	28
XAOZZ		LOCK ASSY:AIR CLEANER BODY 7737482 (19207)			1			23	29
XAOZZ		CAP:COVER AIR CLEANER BODY 7737123 (19207)			1			23	27
PAOZZ	5310-732-0558	NUT,PLAIN,HEXAGON:CAP (6),BODY (4) MS51967-8 (96906)		EA	10	*	*	23	30
PAOZZ	2940-974-9669	FILTER ELEMENT,INTAKE: 7737491 (19207)		EA	1	*	*	23	31
XAOZZ		BODY:AIR CLEANER 7737124 (19207)			1			23	32
PAOZZ		GASKET:OVER TO BODY 7737126 (19207)		EA	1	*	*	23	33
XAOZZ		OUTLET: AIR CLEANER BODY 7737127 (19207)		EA	1	*	*	23	34
XAOZZ		BRACKET,MOUNTING: 11593197 (19207)			1			23	35
PAOZZ	5305-068-0506	SCREW,CAP,HEXAGON HEAD:1/4-20UNCA-2A X 3/4 IN., MOUNTING BRACKET MS90726-6 (96906)	AB,AC	EA	2	*	*	23	36
PAOZZ	5310-582-5965	WASHER,LOCK: 1/4 NOM SIZE, MOUNTING BRACKET MS35338-44 (96906)	AB,AC	EA	2	*	*	23	37
PAOZZ	5310-732-0558	NUT,PLAIN,HEXAGON: 1/4-20UNC-2A,MOUNTING BRACKET MS51967-8 (96906)	AB,AC	EA	2	*	*	23	38
PAOZZ	2940-740-9304	CLEANER,ASSEMBLY,AIR:GASOLINE 7409304 (19207)	AA	EA	1	*	*	24	1
PAOZZ	2940-740-9305	CUP,OIL:AIR CLEANER BODY 7409305 (19207)		EA	1	*	*	24	2
PAOZZ	2940-740-9303	CLAMP,AIR CLEANER:OIL CUP 7409303 (19207)		EA	1	*	*	24	3
PAOZZ	5306-272-6558	BOLT,EYE:OIL CUP CLAMP 139507H (31007)		EA	1	*	*	24	4



(1) SMR Code	(2) Federal Stock Number	(3) Description	(4) Unit of Meas.	(5) Qty Inc In Unit	(6) 15-day organizational Maintenance alw	(7) Illustration	(a) Figure	(b) Item No.
Reference number & mfg. code			Usable on code	(a) (b) (c) (d)	1-5 6-20 21-50 51-100	No.		
0304-AIR CLEANER-CONTINUED								
PAOZZ	2940-740-9306	GASKET:OIL CUP 7409360 (19207)	EA	1	* * *	*	24	5
PAOZZ	2940-740-9144	BAND ASSEMBLY MOUNTING:AIR CLEANER BODY 7409144 (19207) CONSISTING OF:	EA	2	* * *	*	24	6
PAOZZ	5305-984-6680	SCREW,CAP,HEXAGON HEAD: MOUNTING BAND MS35206-300 (96906)	EA	1	* * *	*	24	7
PAOZZ	5310-012-0399	NUT,PLAIN,SQUARE;MOUNTING BAND 120399 (12204)	EA	1	* * *	*	24	8
PAOZZ	5310-080-6004	WASHER,FLAT:.406 ID, MOUNTING BAND MS27183-14 (96906)	EA	1	* * *	*	24	9
PAOZZ	5310-637-9541	WASHER,LOCK: 3/8 NOM. SIZE,AIR CLEANER MOUNTING BAND MS35338-46 (96906)	EA	1	* * *	*	24	10
PAOZZ	5305-269-2802	SCREW,CAP,HEXAGON HEAD: 3/8-24UNF-2A X 7/8 IN., MOUNTING BAND MS90726-59 (96906)	EA	1	* * *	*	24	11
PAOZZ	2940-134-4657	ELEMENT ASSEMBLY,AIR CLEANER FILTER 11604545 (19207)	EA	1	* * *	*	24	12
XAOZZ		BODY:AIR CLEANER DN-P10672 (84243)		1			24	13
PAOZZ	4730-908-6293	CLAMP,HOSE:CARBURETOR AIR INTAKE HOSE MS35842-15 (96906)	EA	2	* * *	*	24	14
PAOZZ	2940-740-9300	HOSE,PREFORMED: AIR CLEANER TO CARBURETOR 740930 (19207)	EA	1	* * *	*	24	15
PAOZZ	5305-600-8993	SCREW,SHOULDER: 181608 (10001)	EA	4	* * *	*	24	16
PAOZZ	2910-740-9309	INLET,AIR HOSE:TO CARBURETOR 7409309 (19207)	EA	1	* * *	*	24	17
PAOZZ	2910-740-9307	GASKET:CARBURETOR TO AIR HOSE INLET 7409307 (19207)	EA	1	* * *	*	24	18
PAOZZ	5310-088-0553	NUT,SELF-LOCKING HEXAGON: AIR HOSE INLET MS21044-N5 (96906)	EA	4	* * *	*	24	19

(1) SMR Code	(2) Federal Stock Number	(3) Description	(4) Unit of Meas.	(5) Qty Inc In Unit	(6) 15-day organizational Maintenance alw	(7) Illustration			
Reference number & mfg. code			Usable on code	(a) 1-5	(b) 6-20	(c) 21-50	(d) 51-100	(a) Figure No.	(b) Item No.
		0305-TURBOCHARGER							
KFOZZ		GASKET:TURBOCHARGER MOUNTING TO EXHAUST MANIFOLD 11641832 (19207)	AB	EA	1	(See Set 5330-460-2572)	25	1	
PAOZZ	2990-856-2905	GASKET:TURBOCHARGER OIL INLET (COMPONENT OF GASKET SET, FSN 5330-460-2572) 7383446 (19207)	AB	EA	1	* * * *	25	2	
PAOZZ	4730-925-8176	ADAPTER,STRAIGHT,TUBE: TURBOCHARGER OIL INLET 10951285 (19207)	AB	EA	1	* * * *	25	3	
PAOZZ	5310-959-4675	WASHER,LOCK:3/8 NOM.SIZE, OIL INLET TUBE ADAPTER (2), TURBOCHARGER OIL DRAIN TUBE (2) MS35340-46 (96906)	AB	EA	4	* * * *	25	4	
PAOZZ	5305-269-3210	SCREW,CAP,HEXAGON HEAD:3/8-16UNC-2A X 7/8 OIL INLET TUBE ADAPTER (2) TURBOCHARGER OIL DRAIN TUBE(2) MS90725-59 (96906)	AB	EA	4	* * * *	25	5	
PAOZZ	4730-277-9730	SLEEVE: CLINCH TUBE OIL INLET TUBE TO ADAPTER 8165X8 (79470)	AB	EA	1	* * * *	25	6	
PAOZZ	4730-278-5496	NUT,TUBE COUPLING :1/2 IN. TUBING,OIL INLET TUBE TO ADAPTER MS39210-6 (96906)	AB	EA	1	* * * *	25	7	
PAOZZ	2990-925-3981	TUBE,BENT STEEL:OIL INLET 10951248 (19207)	AB	EA	1	* * * *	25	8	
PAOZZ	4730-944-7048	ELBOW,PIPE TO TUBE: 90@,OIL INLET TUBE TO CRANKCASE MS39202-8 (96906)	AB	EA	1	* * * *	25	9	
PAOZZ	4730-803-8368	CLAMP,HOSE: TURBOCHARGER TO INTAKE MANIFOLD HOSE 7748839-4 (19207)	AB	EA	2	* * * *	25	10	
PAOZZ	4720-075-3328	HOSE,AIR DUCT,RUBBER:TURBOCHARGER TO INTAKE MANIFOLD ELBOW 10935282 (19207)	AB	EA	1	* * * *	25	11	
PAOZZ	2990-856-2906	GASKET:TURBOCHARGER OIL DRAIN(COMPONENT OF GASKET SET, FSN 5330-460-2572) 7748858 (19207)	AB	EA	1	* * * *	25	12	
PAOZZ	2990-925-3977	TUBE ASSEMBLY,METAL:TURBOCHARGER OIL DRAIN 109551247 (19207)	AB	EA	1	* * * *	25	13	
PAOZZ	4730-277-8418	CLAMP,HOSE:OIL DRAIN HOSE TO TUBE 105475 (24617)	AB	EA	2	* * * *	25	14	
PAOZZ	4720-924-6110	HOSE,NONMETALLIC:DRAIN TUBE TO ADAPTER 8357973 (19207)	AB	EA	1	* * * *	25	15	
PAOZZ	4730-277-6851	ADAPTER,STRAIGHT,PIPE TO HOSE:TURBOCHARGER OIL DRAIN TUBE HOSE 7965281 (19207)	AB	EA	1	* * * *	25	16	

(1) SMR Code	(2) Federal Stock Number	(3) Description	(4) Unit of Meas.	(5) Qty Inc In Unit	(6) 15-day Maintenance alw	(7) organizational Illustration	(a) Figure	(b) Item No.			
Reference number & mfg. code			Usable on code	(a)	(b)	(c)	(d)	(a) (b) (c) (d) Figure Item			
				1-5	6-20	21-50	51-100	No. No.			
0305-TURBOCHARGER-CONTINUED											
PAOZZ	5310-998-7386	NUT,SELF-LOCKING,HEXAGON:TURBOCHARGER TO EXHAUST MANIFOLD 11609972 (19207)	AB	EA	4	*	*	*	*	25	17
PAOZZ	5310-810-1786	NUT.SELF-LOCKING 3/8-24UNF-3B, EXHAUST ELBOW(6) TURBOCHARGER TO MANILFOLD(4) MS21042-6 (96906)	AC	EA	10	*	*	*	*	26	1
PAOZZ	5310-209-1962	WASHER,FLAT:3/8 NOM. SIZE,EXHAUST ELBOW (6).EXHAUST ADPATER BRACKET (2) MS27183-13 (96906)	AC	EA	8	*	*	*	*	26	2
PAOZZ	5307-023-3356	STUD:3/8-24NF X 3/8-16NC EXHAUST ELBOW 16AX809 (89619)	AC	EA	6	*	*	*	*	26	3
XBOZZ		ELBOW,EXHAUST:TURBOCHARGER 4ME3882 (76040)	AC	EA	1					26	4
PAOZZ		GASKET:EXHAUST ELBOW TO TURBOCHARGER 590GB1167A (76040)	AC	EA	1	*	*	*	*	26	5
PAOFF	2990-974-7583	TURBOCHARGER:OPTIONAL WITH 2990-418-1060 6316C559 (76040)	AC	EA	1	*	*	*	*	26	6
PAOFF	2990-418-1060	SUPERCHARGER:OPTIONAL WITH 2990-974-7583 631GC458 (76040)	AC	EA	1	*	*	*	*	26	6
PAOZZ	5330-974-7547	GASKET:TURBOCHARGER OIL INLET 56AX356 (76040)	AC	EA	1	*	*	*	*	26	7
PAOZZ		TUBE:OIL INLET ELBOW 208GCA154 (76040)	AC	EA	1	*	*	*	*	26	8
PAOZZ	5310-637-9541	WASHER,LOCK:3/8 NOM. SIZE OIL INLET TUBE (2) OIL DRAIN TUBE(2) MS35338-46 (96906)	AC	EA	4	*	*	*	*	26	9
PAOZZ	5305-269-3209	SCREW,CAP,HEXAGON HEAD:3/8-16UNC-2A X IN. LG OIL INLET TUBE(2),OIL DRAIN TUBE(2) MS90725-58 (96906)	AC	EA	4	*	*	*	*	26	10
PAOZZ	4730-890-2388	TEE:OIL INLET 63AX3285 (89619)	AC	EA	1	*	*	*	*	26	11
PAOZZ	4730-421-9087	PLUG,PIPE:1/8-27 NPT OIL INLET TEE MS49005-2 (96906)	AC	EA	1	*	*	*	*	26	12
PAOZZ	4720-890-5017	HOSE ASSEMBLY,OIL:INLET 36RUA3138P42 (89619)	AC	EA	1	*	*	*	*	26	13
PAOZZ	4730-890-2386	CLAMP,TURBO CHARGER:OIL HOSE AT BREATHER PIPE 180GB135 (89619)	AC	EA	1	*	*	*	*	26	14
PAOZZ	4730-277-7132	CLAMP:MANIFOLD TUBE TO INLET HOSE B54-33683 (33544)	AC	EA	6	*	*	*	*	26	15

(1)	(2)	(3)	(4)	(5)	(6)	(7)	(a)	(b)
SMR Code	Federal Stock Number	Description	Unit of Meas.	Qty	15-day Maintenance Inc In Unit	organizational alw	Illustration	
		Reference number & mfg. code	Usable on code		(a) (b) (c) (d)	Figure	Item	
					1-5 6-20 21-50 51-100	No.	No.	
0305-TURBOCHARGER-CONTINUED								
PAOZZ	2990-089-7942	HOSE,TURBOCHARGER:INLET MANIFOLD TUBE 744GB124 (76040)	AC	EA	2	* * * *	26	16
PAOZZ		TUBE:INLET MANIFOLD 680GC420 (76040)	AC	EA	1	* * * *	26	17
PAOZZ	4730-890-2390	ELBOW:VENT TUBE 63AX495 (89619)	AC	EA	1	* * * *	26	18
PAOZZ		SLEEVE,COMPRESSION: 5/16 VENT TUBE ELBOW TO NUT 52AX4 (76040)	AC	EA	2	* * * *	26	19
PAOZZ		NUT,COMPRESSION:3/8 63AX361 (76040)	AC	EA	2	* * * *	26	20
PAOZZ		TUBE,VENT: 100AX66P15 (76040)	AC	EA	1	* * * *	26	21
PAOZZ	2940-890-2560	CONNECTOR,TUBE: VENT TUBE 63AX494 (76040)	AC	EA	1	* * * *	26	22
PAOZZ	5330-974-7562	GASKET:TURBOCHARGER TO EXHAUST MANIFOLD 590GB1189 (76040)	AC	EA	1	* * * *	26	23
PAOZZ		NUT:5/16-18NC OIL HOSE CLAMP 22AX20 (76040)	AC	EA	1	* * * *	26	24
PAOZZ	5310-407-9566	WASHER,LOCK:5/16 NOM,SIZE,OIL HOSE CLAMP MS35338-45 (96906)	AC	EA	1	* * * *	26	25
PAOZZ	4730-890-2375	CLAMP:OIL HOSE,LOWER 180GB137 (89619)	AC	EA	1	* * * *	26	26
PAOZZ	4730-890-2389	ELBOW:OIL, INLET HOSE TO FILTER BASE 63AX372 (89619)	AC	EA	1	* * * *	26	27
PAOZZ		TUBE,ASSEMBLY:OIL DRAIN 681GCA111 (76040)	AC	EA	1	* * * *	26	28
PAOZZ	5330-974-7548	GASKET:OIL DRAIN TUBE 56AX357 (76040)	AC	EA	1	* * * *	26	29
PAOZZ	2990-974-7477	HOSEASSEMBLY,RUBBER:OIL DRAIN TUBE 36RUA1164P4 (76040)	AC	EA	1	* * * *	26	30
PAOZZ	5305-269-2809	SCREW,CAP,HEXAGON HEAD: 3/8-24UNF-2A X 2 TURBOCHARGER TO EXHAUST MANIFOLD MS90726-66 (96906)	AC	EA	4	* * * *	26	31
PAOZZ		ELBOW:OIL DRAIN 63AX520 (76040)	AC	EA	1	* * * *	26	32
PAOZZ	5305-269-3211	SCREW,CAP,HEXAGON HEAD:3/8-16UNC-2A X 1.000 IN, LG ADAPTER BRACKET MS90725-60 (96906)	AC	EA	2	* * * *	26	33
PAOZZ	5310-809-4061	WASHER,FLAT:7/16 NOM,SIZE. ADPATER BRACKET SCREW MS27183-15 (96906)	AC	EA	2	* * * *	26	34

(1) SMR Code	(2) Federal Stock Number	(3) Description	(4) Unit of Meas.	(5) Qty Inc In Unit	(6) 15-day organizational Maintenance alw	(7) Illustration No.	(a) Figure No.	(b) Item No.
Reference number & mfg. code			Usable on code	(a) (b) (c) (d)	1-5 6-20 21-50 51-100			
0305-TURBOCHARGER-CONTINUED								
XBOZZ		BRACKET:EXHAUST OUTLET ADAPTER 8ME346 (76040)	AC	EA	1		26	35
PAOZZ	5310-974-7444	NUT:7/16-14NC 23AX395 (76040)	AC	EA	2	* * * *	26	36
PAOZZ		NUT,SELF-LOCKING:5/16 24NF CLAMP 21AX692 (76040)	AC	EA	2	* * * *	26	37
PAOZZ	4730-890-2374	CLAMP:EXHAUST ELBOW 48RU2110 (89619)	AC	EA	2	* * * *	26	38
XBOZZ		PIN, STRAIGHT: BRACKET 31AX542 (76040)	AC	EA	2		26	39
XBOZZ		ADAPTER:EXHAUST OUTLET 90RU282 (76040)	AC	EA	1		26	40
PAOZZ	5306-225-9091	SCREW,CAP,HEXAGON HEAD:5/16-24UNF-2A X 1 1/4 CLAMP MS90726-36 (96906)	AC	EA	2	* * * *	26	41
PAOZZ	5310-582-5965	WASHER,LOCK:TURBOCHARGER EXHAUST ELBOW MS35338-44 (96906)	AB	EA	6	* * * *	27	1
PAOZZ	5310-761-6882	NUT,PLAIN,HEXAGON HEAD:TURBOCHARGER EXHAUST ELBOW TO SUPPORT MS51967-2 (96906)	AB	EA	6	* * * *	27	2
PAOZZ	5305-269-3211	SCREW,CAP,HEXAGON HEAD:TURBOCHARGER EXHAUST MS90725-60 (96906)	AB	EA	6	* * * *	27	3
PAOZZ	5330-899-4482	GASKET:TURBOCHARGER INLET ELBOW 10889769 (19207)	AB	EA	2	* * * *	27	4
PAOZZ	2990-860-2355	ELBOW:EXHAUST TURBOCHARGER 7748883 (19207)	AB	EA	1	* * * *	27	5
PAOZZ	5305-958-5246	SCREW,MACHINE:TURBOCHARGER ELBOW MS35190-289 (96906)	AB	EA	6	* * * *	27	6
PAOZZ	5305-269-3209	SCREW,CAP,HEXAGON HEAD:TURBOCHARGER EXHAUST ELBOW SUPPORT TO CRANKCASE MS90725-58 (96906)	AB	EA	3	* * * *	27	7
PAOZZ	5310-637-9541	WASHER,LOCK:TURBOCHARGER EXHAUST ELBOW SUPPORT TO CRANKCASE MS35338-46 (96906)	AB	EA	3	* * * *	27	8
PAOZZ	5330-460-2572	GASKET SET:TURBOCHARGER 5702791 (19207) CONSISTING OF : 1-GASKET:TURBOCHARGER MOUNTING 1164832 (19207) 1-GASKET:OIL OUTLET 7383446 (19207)	AB	EA	1	* * * *	25	SET
							25	1
							25	2

(1) SMR Code	(2) Federal Stock Number	(3) Description	(4) Unit of Meas.	(5) Qty Inc In Unit	(6) 15-day organizational Maintenance alw	(7) Illustration No.	(a) Figure No.	(b) Item No.
Reference number & mfg. code			Usable on code	(a) (b) (c) (d)	1-5 6-20 21-50 51-100			
0305-TURBOCHARGER-CONTINUED CONSISTING OF;CONTINUED								
		1-GASKET:OIL DRAIN 7748858 (19207)					25	12
0306-TANKS,LINES AND FITTINGS								
PAOZZ	2910-901-9686	TANK,FUEL,ENGINE.LEFT: 78 GALLON 10883593 (19207)	AA	EA	1 * * *		28	1
PAOZZ	2910-719-1233	TANK,FUEL,ENGINE: 71912133 (19207)	BE,IA LA,MA	EA	1 * * *		28	1
PAOZZ	2910-740-9420	TANK,FUEL,ENGINE,RIGHT: 55 GALLON 7409420 (19207)	AA	EA	2 * * *		28	1
PAOZZ	2910-972-2612	TANK,FUEL,ENGINE: 78 GALLON 10931906 (19207_	AC	EA	1 * * *		28	1
PAOZZ	2910-972-2613	TANK,FUEL,ENGINE: 55 GALLON 10931907 (19207)	AC	EA	2 * * *		28	1
PAOZZ	2910-073-0148	TANK,FUEL,ENGINE,LEFT: 55 GALLON 10938346 (19207)	AB	EA	1 * * *		28	1
PAOZZ	2910-073-0149	TANK,FUEL,ENGINE,LEFT: 78 GALLON 10938369-2 (19207)	AB	EA	1 * * *		28	1
PAOZZ	2910-134-4646	TANK ASSY,FUEL: 78 GALLON (M291 SERIES 10931906-1 (19207)		EA	1 * * *		28	1
PAOZZ	2910-410-5766	TANK ,ASSY,FUEL,RIGHT: 55 GALLON (M51A2,M52A2 MODELS) 10938203 (19207)		EA	1 * * *		28	1
PAOZZ	2910-410-5761	TANK ASSY,FUEL,RIGHT: 55 GALLON 10883592 (19207)	AA	EA	1 * * *		28	1
PAOZZ	2910-410-5765	TANK ASSY,FUEL,LEFT: 78 GALLON WITH IN-TANK FUEL PUMP 10938403 (19207)	AB	EA	1 * * *		28	1
PAOZZ	2910-911-5671	TANK ASSY,FUEL,RIGHT: 78 GALLON 10938369-1 (19207)	AB	EA	1 * * *		28	1
PAOZZ	2910-177-7842	TANK ASSY,FUEL,LEFT: 55 GALLON WITH IN-TANK FUEL PUMP 10938374 (19207)	AB	EA	1 * * *		28	1
PAOZZ	2910-141-9758	CAP WITH CHAIN,FUEL TANK: FILLER MS35645-1 (96906)	A	EA	1 * * *		28	2
PAOZZ	5330-684-7851	GASKET: FILLER CAP MS35643-1 (96906)	A	EA	1 * * *		28	3
PAOZZ	2910-752-9138	SLEEVE,FUEL TANK,FILLER: MS90908-1 (96906)	A	EA	1 * * *		28	4

(1) SMR Code	(2) Federal Stock Number	(3) Description	(4) Unit of Meas.	(5) Qty Inc In Unit	(6) 15-day organizational Maintenance alw	(7) Illustration	(a) Figure	(b) Item		
Reference number & mfg. code			Usable on code	(a)	(b)	(c)	(d)	(a) (b) (c) (d) Figure Item		
				1-5	6-20	21-50	51-100	No. No.		
0306-TANKS,LINES AND FITTINGS -CONTINUED										
PAOZZ	5305-984-6193	SCREW,MACHINE:VENT COVER MS35206-245 (96906)	AA,AC	EA	12	*	*	*	28	5
PAOZZ		SCREW,RECESS HEADED:SELF-SEALING INTANK PUMP 11069358-2 (19207)	AB	EA	12	*	*	*	28	5.1
PAOZZ	5310-753-9073	WASHER,SHOULDERED AND RECESSED:VENT COVER 7409422 (19207)	AA,AC	EA	12	*	*	*	28	6
PAOZZ	2910-740-9402	COVER,VENT: 7409402 (19207)	AA,AC	EA	1	*	*	*	28	7
PAOZZ	2910-01-286-7755	TERMINAL ASSEMBLY: 12368371 (19207)	AB	EA	1	*	*	*	28	7.1
PAOZZ	2910-00-148-1612	PUMP,SUBMERGED: 10947344 (10001)	AB	EA	1	*	*	*	28	7.2
PAOZZ	5330-735-1315	GASKET:VENT COVER 7351315 (19207)	AA,AC	EA	1	*	*	*	28	8
PAOZZ	2910-269-3464	GASKET:INTANK PUMP 10917063 (19207)	AB	EA	1	*	*	*	28	8.1
PAOZZ	4730-278-3380	PLUG,PIPE:DRAIN MS49005-10 (96906)	A	EA	1	*	*	*	28	9
PAOZZ	5305-269-2815	SCREW,CAP,HEXAGON HEAD:STRAP (2 USED WITH 55- 78 GALLON TANKS) MS90726-71 (96906)	A	EA	4	*	*	*	28	10
PAOZZ	5310-950-0039	NUT,SELF-LOCKING:STRAP (2 USED WITH 55 AND 78 GALLON TANKS) MS21044N6 (96906)	A	EA	8	*	*	*	28	11
PAOZZ	2910-740-9419	STRAP,FUEL TANK: (2 USED WITH 55 AND 78 GALLON TANKS) 7409419 (19207)	A	EA	4	*	*	*	28	12
NONILLUSTRATED										
PAOZZ	2910-569-2681	VALVE,CONTROL FLUID:FUEL TANK SELECTOR SK1031 (70411)	IA,IB	EA	1	*	*	*		
PAOZZ	2910-737-6147	CONTROL,ASSEMBLY,MANIFOLD:GASOLINE SHUT-OFF VALVE 7376147 (19207)	AA	EA	3	*	*	*		
PAOZZ	2910-911-5636	VALVE ASSEMBLY:MINATURE FLOAT 8737816 (19207)	CC,CD,DE DE,FE,FG, FH,EG,IK, TB,CE,CF CG,HB	EA	1	*	*	*		
PAOZZ	2910-974-7581	REDUCER,FUEL FLOW:OVERFLOW 63AX1221 (76040)	AC	EA	1	*	*	*		
PAOZZ	4820-948-5433	VALVE,FUEL SHUT-OFF:EMERGENCY 700GC19 (76040)	AC	EA	1	*	*	*		

(1) SMR Code	(2) Federal Stock Number	(3) Description	(4) Unit of Meas.	(5) Qty Inc In Unit	(6) 15-day organizational Maintenance alw	(7) Illustration No.	(a) Figure No.	(b) Item No.	
Reference number & mfg. code			Usable on code	(a) (b) (c) (d)					
0306-TANKS,LINES AND FITTINGS-CONTINUED									
NONILLUSTRATED-CONTINUED									
PAOZZ	4820-741-1064	COCK,PLUG:FUEL LINE SHUT-OFF 7411064 (19207)	EA	1	*	*	*	*	
PAOZZ	5330-808-0794	PACKING,PREFORMED:EMERGENCY SHUT-OFF VALVE MS28778-8 (96906)	EA	1	*	*	*	*	
PAOZZ	5340-809-1492	CLAMP,LOOP:FUEL LINES MS21333-100 (96906)	EA	7	*	*	*	*	
PAOZZ	2910-951-7545	HOSE ASSEMBLY,RUBBER: (FUEL RETURN LINE TO TANK) 7009103 (19207)	EA	1	*	*	*	*	
PAOZZ	2910-983-8735	HOSE,ASSEMBLY,RUBBER:(FUEL INJECTION PUMP SUPPLY LINE) 10931945 (19207)	EA	1	*	*	*	*	
PAOZZ	4730-200-0257	REDUCER,PIPE:FUEL SUPPLY LINE(1) AND PRIMARY FILTER(1) 444014 (21450)	EA	2	*	*	*	*	
0309-FUEL FILTERS									
PAOZZ	2910-455-7910	FILTER ASSEMBLY,FUEL: 7743726 (19207)	EA	1	*	*	*	*	29 1
PAOZZ	4730-012-7951	PLUG,PIPE: 1/4 INCH FILTER DRAIN 127951 (21450)	EA	1	*	*	*	*	29 2
PAOZZ	5340-360-8300	SPRING,TENSION:FILTER ELEMENT 7540162 (19207)	EA	1	*	*	*	*	29 3
PAOZZ	2910-455-8085	FILTER ELEMENT,FLUID: 7744141 (19207)	EA	1	*	*	*	*	29 4
PAOZZ	5330-290-1425	GASKET:FILTER ELEMENT (COMPONENT OF GASKET SET,FUEL FILTER FSN 2910-360-8298) 5291726 (19207)	EA	1	*	*	*	*	29 5
PAOZZ	5330-314-9727	WASHER,NONMETALLIC:SEDIMENT BOWL (COMPONENT OF GASKET SET,FUEL FILTER,FSN 2910-360-8298) 5291725 (19207)	EA	1	*	*	*	*	29 6
PAOZZ	4730-954-1281	PLUG.PIPE:MACHINE THREAD MS49005-4 (96906)	EA	2	*	*	*	*	29 7
PAOZZ	5330-551-0433	WASHER,NONMETALLIC:SEDIMENT BOWL SCREW (COMPONENT OF GASKET SET,FUEL FILTER,FSN 2910-360-8298) 1503536 (70040)	EA	1	*	*	*	*	29 8
PAOZZ	5305-529-1728	SCREW:SEDIMENT BOWL 5291728 (19207)	EA	1	*	*	*	*	29 9
PAOZZ	5310-950-0039	NUT,SELF-LOCKING,HEXAGON: 3/8-24UNF-3B,9/16 W,64 THK MOUNTING MS21044N6 (96906)	EA	2	*	*	*	*	29 10



(1) SMR Code	(2) Federal Stock Number	(3) Description	(4) Unit of Meas.	(5) Qty Inc In Unit	(6) 15-day organizational Maintenance alw	(7) Illustration	(a) Figure No.	(b) Item No.	
		Reference number & mfg. code	Usable on code	(a) 1-5	(b) 6-20	(c) 21-50	(d) 51-100		
0309-FUEL FILTERS-CONTINUED									
PAOZZ	4730-277-8274	ELBOW ASSEMBLY: 137423 (21450)	EA	2	*	*	*	*	29 11
PAOZZ	5305-269-2805	SCREW,CAP,HEXAGON HEAD: 3/8-24UNF-2A X 1 1/4,MOUNTING MS90726-62 (96906)	EA	2	*	*	*	*	29 12
PAOZZ	2910-133-8172	FUEL FILTER ASSEMBLY: 11609954 (19207)	AB	EA	1	*	*	*	30 1
PAOZZ	4730-221-2138	PLUG,PIPE: 3/8 NPT,FUEL FILTER HEAD MS20913-3S (96906)	EA	1	*	*	*	*	30 2
XAOZZ		HEAD,FLUID FILTER: 10935628 (19207)		1					30 3
PAOZZ	4820-177-0015	VALVE,PRESSURE RELIEF:FUEL FILTER 10935636 (19207)	EA	1	*	*	*	*	30 4
PAOZZ	5340-178-1409	SPRING,HELICAL,COMPRESSION: PRESSURE RELIEF VALVE 10935637 (19207)	EA	1	*	*	*	*	30 5
PAOZZ	5330-599-2934	PACKING,PREFORMED:RELIEF VALVE PLUG MS28775-112 (96906)	EA	1	*	*	*	*	30 6
PAOZZ	5365-178-1404	PLUG,MACHINE THREAD:PRESSURE RELIEF VALVE 10935638 (19207)	EA	1	*	*	*	*	30 7
PAOZZ	2910-930-5960	VALVE,BLEEDER FUEL FILTER: 10951003 (19207)	EA	1	*	*	*	*	30 8
PAOZZ	5310-177-8092	PULG,HEX HEAD:FUEL FILTER 10935635 (19207)	EA	2	*	*	*	*	30 9
KFOZZ		WASHER,FLAT:FILTER HEAD 10935483 (19207)	EA	1	(SEE KIT 2910-134-7335)				30 10
KFOZZ		GASKET:FILTER HEAD 10935481 (19207)	EA	1	(SEE KIT 2910-134-7835)				30 11
XAOZZ		CUP,FLUID FILTER ELEMENT: 10935634 (19207)		2					30 12
PAOZZ	5330-585-6663	PACKING,PREFORMED:FILTER ELEMENT CUP MS28775-110 (96906)	EA	2	*	*	*	*	30 13
PAOZZ	5310-167-0821	WASHER,FLAT:FILTER CAP AND SPRING AN960-616 (88044)	EA	2	*	*	*	*	30 14
XAOZZ		SPRING,FILTER ELEMENT: 10935633 (19207)		2					30 15

(1) SMR Code	(2) Federal Stock Number	(3) Description	(4) Unit of Meas.	(5) Qty Inc In Unit	(6) 15-day organizational Maintenance alw	(7) Illustration	(a) Figure No.	(b) Item No.	
Reference number & mfg. code			Usable on code	(a) 1-5	(b) 6-20	(c) 21-50	(d) 51-100		
0309-FUEL FILTERS-CONTINUED									
PAOZZ	5315-829-1326	PIN,COTTER: 3/64 DIA., 3/4 IN. LG FILTER ELEMENT CUP MS24665-71 (96906)	EA	2	*	*	*	30 16	
PAOZZ	3110-887-5524	BALL, BEARING: PRESSURE RELIEF VAVLE MS19061-15 (96906)	EA	1	*	*	*	30 17	
XAOZZ		SPRING, HELICAL, COMPRESSION: PRESSURE RELIEF VALVE 11602308 (19207)		1				30 18	
PAOZZ	2520-362-9443	GASKET: PRESSURE RELIEF VALVE PLUG 7005621 (19207)	EA	1	*	*	*	30 19	
PAOZZ	5365-407-5119	PLUG, MACHINE THREAD: PRESSURE RELIEF VALVE 11602309 (19207)	EA	1	*	*	*	30 20	
XAOZZ		BODY, FILTER: FUEL 11609953 (19207)		2				30 21	
PAOZZ	4820-384-0253	COCK: FUEL FILTER DRAIN A6850 (79470)	EA	2	*	*	*	30 22	
KFOZZ		ELEMENT: FLUID PRESSURE FILTER 11610298 (19207)	EA	2	(SEE KIT 2910-134-7835)			30 23	
KFOZZ		GASKET: FLUID PRESSURE FILTER 10935482 (19207)	EA	2	(SEE KIT 2910-134-7835)			30 24	
PAOZZ	5330-805-8849	GASKET: COVER SCREW 6432-37172 (76040)	AC	EA	1	*	*	31 1	
PAOZZ	5305-935-7582	SCREW, CAP, HEXAGON HEAD: TOP COVER RETAINING 6432-60483 (76040)	AC	EA	1	*	*	31 2	
XBOZZ		COVER: FILTER CASE 6432-58850 (76040)	AC	EA	1			31 3	
KFOZZ		GASKET: SECONDARY MFILTER ELEMENT 20509-5 (81321)	AC	EA	1	(SEE KIT 2940-067-7625)			31 4
KFOZZ		ELEMENT FILTER: 33435 (81321)	AC	EA		(SEE KIT 2940-067-7625)			31 5
XBOZZ		CASE: FILTER ELEMENT 6432-59556 (76040)	AC	EA	1			31 6	
PAOZZ		NUT: 1/4-28NF BRACKET CLAMP 20AX1 (76040)	AC	EA	2	*	*	31 7	
PAOZZ	5310-582-5965	WASHER, LOCK: 1/4 NOM. SIZE BRACKET CLAMP MS35338-44 (96906)	AC	EA	2	*	*	31 8	
XBOZZ		BRACKET: MOUNTING 136GB228A (76040)	AC	EA	1			31 9	

(1) SMR Code	(2) Federal Stock Number	(3) Description	(4) Unit of Meas.	(5) Qty Inc In Unit	(6) 15-day organizational Maintenance alw	(7) Illustration	(a) Figure	(b) Item			
Reference number & mfg. code			Usable on code	(a) 1-5	(b) 6-20	(c) 21-50	(d) 51-100	No.	No.		
0309-FUEL FILTERS-CONTINUED											
PAOZZ	5310-584-5272	WASHER,LOCK:1/2 NOM. SIZE,MOUNTING BRACKET MS35338-48 (96906)	AC	EA	2	*	*	*	*	31	10
PAOZZ	5305-071-1773	SCREW,CAP,HEXAGON HEAD: 1/2-13UNC-2A X 3 1/4 MOUNTING BRACKET MS90725-120 (96906)	AC	EA	2	*	*	*	*	31	11
PAOZZ	5305-267-8977	SCREW,CAP,HEXAGON HEAD: 1/4-28UNF-2A X 1 1/4 MOUNTING BRACKET MS90726 (96906)	AC	EA	2	*	*	*	*	31	12
PAOZZ	4730-890-2377	PLUG:SECONDARY FILTER CASE DRAIN 6432-35788-1 (89619)	AC	EA	1	*	*	*	*	31	13
PAOZZ	4730-890-2378	PLUG:FUEL OIL DRAIN, TOP COVER(1),FILTER CASE(1) 6432-7600 (86919)	AC	EA	2	*	*	*	*	32	1
PAOZZ	5305-935-7582	SCREW,CAP,HEXAGON HEAD:TOP COVER 6432-60483 (76040)	AC	EA	1	*	*	*	*	32	2
PAOZZ	5330-805-8849	GASKET:TOP COVER SCREW 6432-37172 (76040)	AC	EA	1	*	*	*	*	32	3
PAOZZ		ELBOW:TOP COVER 63AX305 (76040)	AC	EA	1	*	*	*	*	32	4
XBOZZ		COVER:FILTER CASE COVER 6432-6662577 (76040)	AC	EA	1					32	5
PAOZZ	5330-805-8852	GASKET:TOP COVER TO CASE 590GB1229 (76040)	AC	EA	1	*	*	*	*	32	6
PAOZZ	5330-533-1977	WASHER,NON-METALLIC:PRIMARY FUEL FILLER BOWL 5331977 (19207)	AC	EA	1	*	*	*	*	32	6
PAOZZ	2910-974-7445	FILTER,ELEMENT,FLUID: 237GB16 (76040)	AC	EA	1	*	*	*	*	32	7
PAOZZ	2910-350-6850	FILTER ELEMENT,FLUID:PRESSURE 81221 (29096)	AC	EA	1	*	*	*	*	32	7
XBOZZ		CASE:PRIMARY FILTER 6432-6662577 (76040)	AC	EA	1					32	8
PAOZZ	4730-974-7587	ELBOW:FUEL OUTLET 63AX310 (76040)	AC	EA	1	*	*	*	*	32	9
XBOZZ		BRACKET:FUEL FILTER MOUNTING 6432-20380 (76040)	AC	EA	1					32	10
PAOZZ	2910-360-8298	GASKET SET:FUEL FILTER 5342271 (19207) CONSISTING OF: 1-GASKET:FILTER ELEMENT 5291726 (19207)	AA	EA	1	*	*	*	*	29	SET
										29	5

(1) SMR Code	(2) Federal Stock Number	(3) Description	(4) Unit of Meas.	(5) Qty Inc In Unit	(6) 15-day organizational Maintenance alw	(7) Illustration No.				
Reference number & mfg. code			Usable on code	(a) 1-5	(b) 6-20	(c) 21-50	(d) 51-100	(a) Figure No.	(b) Item No.	
0309-FUEL FILTERS-CONTINUED										
CONSISTING OF:-CONTINUED										
		1-WASHER:SEDIMENT BOWEL 5291725 (19207)						29	6	
		1-WASHER:SEDIMENT BOWEL 1503536 (70040)						29	8	
PAOZZ	2910-134-7835	PARTS KIT,FLUID PRESSURE: 5702776 (19207)	AB	EA	1	*	*	*	30	KIT
CONSISTING OF:										
		1-WASHER: 10935483 (19207)						30	10	
		1-GASKET 10935481 (19207)						30	11	
		1-ELEMENT: 11610298 (19207)						30	23	
		1-GASKET: 10935482 (19207)						30	24	
PAOZZ	2940-067-7625	PARTS KIT,FLUID PRESSURE:SECONDARY 5702684 (19207)	AB	EA	1	*	*	*	31	KIT
CONSISTING OF :										
		1-GASKET 20509-5 (81321)						31	4	
		1-ELEMENT 33435 (81321)						31	5	
0311-ENGINE STARTING AIDS										
PAOZZ	2990-907-0651	WIRING HARNESS,BRANCHED:FLAME HEATER 10951180 (19207)	AB	EA	1	*	*	*	33	1
PAOZZ	5340-489-8348	BRACKET,ANGLE:FRONT WIRING HARNESS CLAMP 7059460-1 (19207)	AB	EA	1	*	*	*	33	2
PAOZZ	5340-344-2767	STRAP,RETAINING:FRONT WIRING HARNESS 114214R1 (31007)	AB	EA	1	*	*	*	33	3
PAOZZ	5305-993-1848	SCREW,MACHINE: NO.10-32UNF-2A X 3/4 FUEL LINE TUBING CLAMPS MS35207-265 (96906)	B	EA	1	*	*	*	33	4
PAOZZ	4710-103-5809	TUBING,PLASTIC:FLAME HEATER PUMP TO FLAME HEATER NOZZLE, 23.00 IN. LG 11609977-4 (19207)	AB	EA	1	*	*	*	33	5
PAOZZ	5306-225-8506	SCREW,CAP,HEXAGON HEAD:5/16-18UNC-2A X 2 1/2,IGNITION UNIT AND FLAME HEATER PUMP CLAMPS AND WATER MANIFOLD TO CYLINDER HEAD MS90725-42 (96906)	AB	EA	4	*	*	*	33	6

(1) SMR Code	(2) Federal Stock Number	(3) Description  Reference number & mfg. code	(4) Unit of Meas.	(5) Qty	(6) 15-day Maintenance In Unit	(7) organizational alw Illustration  (a) (b) (c) (d) Figure 1-5 6-20 21-50 51-100 No.	(a) Figure No.	(b) Item No.
0311-ENGINE STARTING AIDS-CONTINUED								
PAOZZ	4730-078-9773	ELBOW,PIPE TO TUBE:FLAME HEATER FUEL PUMP OUTLET 10914552 (19207)	AB	EA	1	* * * *	33	7
PAOZZ	2990-907-0653	PUMP,FUEL,ELECTRIC:FLAME HEATER 10951192 (19207)	AB	EA	1	* * * *	33	8
PAOZZ	4730-415-3172	COUPLING,PIPE:FLAME HEATER FUEL PUMP INLET 443998 (21450)	AB	EA	1	* * * *	33	9
PAOZZ	4730-710-9486	ELBOW,PIPE:FLAME HEATER FUEL PUMP ADAPTER 7109486 (19207)	AB	EA	1	* * * *	33	10
PAOZZ	2910-884-1211	FILTER,FLUID PRESSURE:FLAME HEATER FUEL 10935646 (19207)	AB	EA	1	* * * *	33	11
PAOZZ	5340-057-2890	CLAMP,LOOP:NOZZLE FUEL RETURN TUBE INJECTOR PUMP TO FLAME HEATER TUBE MS21333-3 (96906)	AB	EA	2	* * * *	33	12
MOOZZ		TUBING,PLASTIC:FLAME HEATER NOZZLE FUEL RETURN (1 PC. 23.00 IN. LG) 11609976-8 (19207)	AB	EA	1		33	13
PAOZZ	4720-135-4424	FABRICATED FROM: TUBING,PLASTIC: 11609976 (19207)	AB	FT	V	* * * *		
PAOZZ	4730-289-1243	ADAPTER,STRAIGHT PIPE TO TUBE:FLAME HEATER NOZZLE FUEL INLET 88L1-8X1-8 (30327)	AB	EA	1	* * * *	33	14
PAOZZ	4730-289-1242	ADPATER,STRAIGHT,PIPE:FLAME HEATER NOZZLE FUEL RETURN 9975928 (18876)	AB	A	1	* * * *	33	15
PAOZZ	2990-908-6323	NOZZLE AND VALVE ASSEMBLY:FLAME HEATER 10935643 (19207)	AB	EA	1	* * * *	33	16
PAOZZ	2920-411-5747	SPARK PLUG:WITH GASKET,FLAME HEATER 10935558 (19207)	AB	EA	1	* * * *	33	17
PAOZZ	5330-298-0091	GASKET:FLAME HEATER SPARK PLUG 150190 (21450)		EA	1	* * * *	33	18
PAOZZ	5340-057-2888	CLAMP,LOOP:FLAME HEATER PUMP TO NOZZLE TUBE MS21333-1 (96906)	AB	EA	1	* * * *	33	19
PAOZZ	5310-877-5797	NUT,SELF-LOCKING:.1900- 32UNJF-3B, FUEL LINE TUBING CLAMPS MS21044N3 (96906)	AB	EA	1	* * * *	33	20
PAOZZ	2990-907-0652	CABLE ASSEMBLY,HEATER:FLAME HEATER 10951191 (19207)	AB	EA	1	* * * *	33	21

(1) SMR Code	(2) Federal Stock Number	(3) Description	(4) Unit of Meas.	(5) Qty	(6) 15-day Maintenance In Unit	(7) organizational alw Illustration	(a) Figure No.	(b) Item No.		
Reference number & mfg. code			Usable on code	(a)	(b)	(c)	(d)			
				1-5	6-20	21-50	51-100			
0311-ENGINE STARTING AIDS-CONTINUED										
PAOZZ	5340-881-5303	CLAMP,LOOP:FUEL SUPPLY PUMP TO FILTER TUBE AND PUMP BRACKET MS21333-45 (96906)	AB	EA	1	*	*	*	33	22
MOOZZ		TUBING,PLASTIC:FUEL INJECTOR SUPPLY PUMP TO FLAME HEATER FILTER (1 PC. 48.50 IN. LG) 11609976-17 (19207) FABRICATED FROM:	AB	EA	1				33	23
PAOZZ	4720-135-4424	TUBING,PLASTIC: 11609976 (19207)	AB	FT	V	*	*	*	*	
PAOZZ	5340-282-7519	CLAMP.LOOP:FUEL SUPPLY TUBE TO OIL COOLER COVER STUD MS21333-34 (96906)	AB	EA	1	*	*	*	33	24
PAOZZ	2990-908-6317	IGNITION UNIT,MANIFOLD:AIR HEATER (OPTIONAL WITH FSN 2990-927-9384) 10951227 (19207)	AB	EA	1	*	*	*	33	25
PAOZZ	2990-927-9384	IGNITION UNIT,MANIFOLD:AIR HEATER (OPTIONAL WITH FSN 2990-908-6317) 11588687 (19207)	AB	EA	1	*	*	*	33	25
PAOZZ	5340-792-0843	CLAMP.LOOP:IGNITION UNIT TO MANIFOLD 11641634 (19207)	AB	EA	2	*	*	*	33	26
PAOZZ	4720-974-7479	HOSE ASSEMBLY,NONMETALLIC:OVERFLOW OUTLET (1), INLET (1) 36RUA3117P10 (76040)	AC	EA	2	*	*	*	34	1
PAOZZ	4720-974-7483	HOSE ASSEMBLY,NONMETALLIC:FUEL SUPPLY LINE 36RUA3117P29 (76040)	AC	EA	1	*	*	*	34	2
PAOZZ	2940-890-2561	CLAMP,TUBE:FUEL INLET TUBE 83AX226 (76040)	AC	EA	2	*	*	*	34	3
PAOZZ	2910-890-2517	ELBOW,FUEL FILTER: 1/4 OD PUMP (1),VALVE (4),HEATER (2) 63AX330 (76040)	AC	EA	7	*	*	*	34	4
PAOZZ	2990-974-7605	VALVE,SOLENOID: 7062194 (19207)	AC	EA	2	*	*	*	34	5
XBOZZ		BRACKET:SOLENOID MOUNTING 270GB213(76040)	AC	EA	1				34	6
PAOZZ		WASHER,LOCK:NO. 10 SOLENOID MOUNTING BRACKET (4) FUEL PUMP MOUNT BRACKET(2) 36AX76 (76040)	AC	EA	6	*	*	*	34	7
PAOZZ		SCREW: 32 NF X 3/8 SOLENOID MOUNTING BRACKET 9AX21 (76040)	AC	EA	4	*	*	*	34	8
PAOZZ	4720-974-7480	HOSE ASSEMBLY:HEATER PUMP OUTLET 36RUA3117P15 (76040)	AC	EA	1	*	*	*	34	9

(1) SMR Code	(2) Federal Stock Number	(3) Description	(4) Unit of Meas.	(5) Qty Inc In Unit	(6) 15-day organizational Maintenance alw	(7) Illustration			
		Reference number & mfg. code	Usable on code	(a) 1-5	(b) 6-20	(c) 21-50	(d) 51-100	(a) Figure No.	(b) Item No.
0311-ENGINE STARTING AIDS-CONTINUED									
KFOZZ		LEAD,ELECTRICAL:IGNITION UNIT 44MO223 (76040)	AC	EA	1	(SEE KIT 2990-974-7443)	34		10
PAOZZ	2990-770-1641	IGNITION UNIT,MANIFOLD: 7062198 (19207)	AC	EA	1	* * * *		34	11
PAOZZ	2910-890-2550	INSULATOR,EXCITER:IGNITION UNIT 41GC112 (76040)	AC	EA	1	* * * *		34	12
XBOZZ		CLAMP:IGNITION UNIT TO BRACKET 270GB29 (76040)	AC	EA	1			34	13
XBOZZ		BRACKET:IGNITION UNIT 270GB212 (76040)	AC	EA	1			34	14
PAOZZ	5310-582-5965	WASHER,LOCK: 1/4 NOM,SIZE IGNITION UNIT BRACKET (2), CLAMP (1) MS35338-44 (96906)	AC	EA	3	* * * *		34	15
PAOZZ		NUT: 1/4-28NF IGNITION UNIT BRACKET (2),CLAMP (1) 20AX1 (76040)		EA	3	* * * *		34	16
PAOZZ	5305-267-8979	SCREW,CAP,HEXAGON HEAD:1/4-28UNF-2A X 1 3/4 IGNITION UNIT CLAMP MS90726-13 (96906)	AC	EA	1	* * * *		34	17
PAOZZ	5305-068-0505	SCREW,CAP,HEXAGON HEAD: 1/4-28UNF-2A X 5/8 IGNITION UNIT BRACKET MS90726-5 (96906)	AC	EA	2	* * * *		34	18
PAOZZ	5310-809-3078	WASHER,FLAT:5/16 NOM,SIZE MANIFLOD HEATER HOUSING MS27183-11 (96906)	AC	EA	4	* * * *		34	19
PAOZZ	5306-225-8496	SCREW,CAP,HEXAGON HEAD:5/16-18UNC-2A X 5/8 IN. LG MANIFOLD HEATER HOUSING MS90725-31 (96906)	AC	EA	4	* * * *		34	20
KFOZZ		HOIUSING:MANIFOLD HEATER 255GB16 (76040)	AC	EA	1	(SEE KIT 2990-974-7443)	34		21
PAOZZ	2910-854-4428	NOZZLE AND HOLDER:MANIFOLD HEATER 10899109 (19207)	AC	EA	1	* * * *		34	22
PAOZZ	2910-974-7581	REDUCER,FUEL FLOW:NOZZLE TO ELBOW 63AX1221 (76040)	AC	EA	1	* * * *		34	23
PAOZZ	5330-974-7565	GASKET:MANIFOLD HEATER HOUSING 590GB1209 (76040)	AC	EA	1	* * * *		34	24
PAOZZ	5330-298-0091	GASKET:SPARK PLUG 150190 (19207)	AC	EA	1	* * * *		34	25
PAOZZ	2920-974-7453	GLOW,PLUG,MANIFOLD: 268GC1118 (76040)	AC	EA	1	* * * *		34	26
PAOZZ	4730-974-7588	ADAPTER:FUEL PUMP OUTLET HOSE 63AX329 (76040)	AC	EA	1	* * * *		34	27

(1) SMR Code	(2) Federal Stock Number	(3) Description	(4) Unit of Meas.	(5) Qty	(6) 15-day organizational Maintenance alw	(7) Illustration	(a) Usable on code	(b) (a) 1-5	(c) (b) 6-20	(d) (c) 21-50	(a) Figure No.	(b) Item No.
0311-ENGINE STARTING AIDS-CONTINUED												
PAOFF	2910-860-2338	PUMP,FUEL:ELECTRIC 7748874 (19207)	AC	EA	1	* * *					34	28
XBOZZ		BRACKET:FUEL PUMP MOUNTING 270GB214 (76040)	AC	EA	1						34	29
PAOZZ		NUT:10-32NF PUMP TO BRACKET 53AX6 (76040)	AC	EA	2	* * *					34	30
PAOZZ		NUT:7/16-20NF BRACKET MOUNTING 20AX4 (76040)	AC	EA	2	* * *					34	31
PAOZZ	5310-209-0965	WASHER,LOCK:7/16 NOM. SIZE BRACKET MOUNTING MS35338-47 (96906)	AC	EA	2	* * *					34	32
PAOZZ		SCREW:10-32-NF X 3/8 FUEL PUMP TO BRACKET MOUNTING 9AX72 (76040)	AC	EA	2	* * *					34	33
PAOZZ	4720-974-7481	HOSE ASSEMBLY, RUBBER: FUEL SUPPLY INLET 36RUA3117P23 (76040)	AC	EA	1	* * *					34	34
NONILLUSTRATED												
PAOZZ	4730-289-1254	ADAPTER,STRAIGHT PIPE TO TUBE:IN TANK GASOLINE FUEL PUMP OUTLET 137407 (24617)	AC	EA	1	* * *						
PAOZZ	2990-974-7443	MANIFOLD HEATER KIT: 255GB43 (89619) CONSISTING OF: 2-SOLENIOID VALVES: 7062194 (19207) 1-LEAD ELECTRICAL: 44M0223 (76040) 1-IGNITION UNIT: 7062198 (19207) 1-HOUSING: 255GB16 (76040) 1-NOZZLE AND HOLDER: 10899109 (19207) 1-GASKET: 150190 (19207) 1-GLOW PLUG: 268GC1118 (76040) 1-FUEL PUMP: 7748874 (19207)	AC	EA	1	* * *					34	KIT
											34	5
											34	10
											34	11
											34	21
											34	22
											34	25
											34	26
											34	28



(1)	(2)	(3)	(4)	(5)	(6)	(7)	(a)	(b)		
SMR Code	Federal Stock Number	Description	Unit of Meas.	Qty	15-day Maintenance Inc	organizational alw	Illustration	Item		
		Reference number & mfg. code	Usable on code		(a) 1-5	(b) 6-20	(c) 21-50	(d) 51-100		
							Figure No.	No.		
		0312-ACCELERATOR AND THROTTLE CONTROLS								
PAOZZ	5315-236-8357	PIN,COTTER: ANTI-DIESEL CONTROL CABLE MS24665-368 (96906)	AA,AC	EA	1	*	*	*	35	1
PAOZZ	2910-699-8476	SPRING,HELICAL,COMPRESSION: ANTI-DIESELING CONTROL CALBLE 8332670 (19207)	AA,AC	EA	1	*	*	*	35	2
PAOZZ	2910-699-8475	RETAINER, SPRING: ANTI-DIESELING CONTROL CABLE (USED WITH CARBURETOR FSN 2910-562-0441)	AA,AC	EA	1	*	*	*	35	3
PAOZZ	5325-011-7965	GROMMET,RUBBER: PUSH-PULL, CONTROL CABLE 117965 (24617)	AA,AC	EZ	1	*	*	*	35	4
PAOZZ	5310-975-2075	NUT,PLAIN,HEXAGON: ANTI-DIESELING CHOKE, AND THROTTLE CONTRLS MS35691-21 (96906)	AA,AC	EA	3	*	*	*	35	5
PAOZZ	5310-637-9541	WASHER,LOCK: 3/8 NOM SIZE, ANTI-DIESELING, CHOKE AND THROTTLE CONTROLS MS35338-46 (96906)	AA,AC	EA	3	*	*	*	35	6
PAOZZ	2590-060-7229	PLATE: ANTI-DIESELING CONTROL MOUNTING 100883397 (19207)	AA,AC	EA	1	*	*	*	35	7
PAOZZ	2590-693-0667	CONTROL ASSEMBLY,PUSH-PULL: ANTI-DIESELING (USED WITH CARBURETOR FSN 2910-562-0441) 8332668 (19207)	AA	EA	1	*	*	*	35	8
PAOZZ	2590-752-0597	CONTROL ASSEMBLY,PUSH-PULL: ANTI-DIESELING (USED WITH CARBURETOR FSN 2910-737-5469 AND 2910-832-7282) 7520597 (19207)	AA	EA	1	*	*	*	35	8
PAOZZ	2590-944-6210	CONTROL ASSEMBLY, PUSH-PULL: ENGINE STOP (MULTI FUEL) 10938316-2 (19207)	AB	EA	1	*	*	*	35	8
PAOZZ	2590-971-5023	CONTROL ASSEMBLY, PUSH-PULL: ENGINE STOP (DIESEL) 21QBX155 (76040)	AC	EA	1	*	*	*	35	8
PAOZZ	2590-971-5024	CONTROL ASSEMBLY, PUSH-PULL: ENGINE STOP 21QBX156 (76040)	AC	EA	1	*	*	*	35	8
PAOZZ	2590-999-8590	CONTROL ASSEMBLY, PUSH-PULL: ENGINE STOP 10938316-3 (19207)	AB	EA	1	*	*	*	35	8
PAOZZ	2990-131-6151	CONTORL ASSEMBLY, PUSH-PULL:ENGINE STOP 10938316-4 (19207)	AA,AB	EA	1	*	*	*	35	8
PAOZZ	2590-911-5628	CONTROL ASSEMBLY: PUSH-PULL THROTTLE GAS ENGINE (1) MULTIFUEL (1) DIESEL (1) 10938316-1 (19207)	AA,AB,AC	EA		*	*	*	35	9
PAOZZ	2590-740-9267	CONTROL: CHOKE WITH KNOB ASSEMBLY 7409267 (19207)	AA	EA	1	*	*	*	35	10

(1) SMR Code	(2) Federal Stock Number	(3) Description	(4) Unit of Meas.	(5) Qty Inc In Unit	(6) 15-day Maintenance alw	(7) organizational Illustration	(a) Figure No.	(b) Item No.
Reference number & mfg. code			Usable on code	(a)	(b)	(c)	(d)	
				1-5	6-20	21-50	51-100	
		0312-ACCELERATOR AND THROTTLE CONTROLS-CONTINUED						
PAOZZ	5325-060-0976	GROMMET, RUBBER: THROTTLE CONTROL CABLE MS35490-7 (96906)	EA	1	*	*	*	35 11
PAOZZ	5310-959-7600	NUT,SELF-LOCKING: THROTTLE CONTROL CLIP MS51922-5 (96906)	EA,AC	1	*	*	*	35 12
PAOZZ	2910-532-3160	COLLAR,THROTTLE CONTROL: 5323160 (19207)	EA,AC	1	*	*	*	35 13
PAOZZ	5305-993-1849	SCREW,MACHINE: THROTTLE CONTROL COLLAR MS35207-259 (96906)	EA,AC	1	*	*	*	35 14
XBOZZ		CLIP: THROTTLE CONTROL CABLE 570348 (21450)	EA,AC	1				35 15
PAOZZ	5305-068-0506	SCREW,CAP,HEXAGON HEAD: 1/4-28UNF-2AX3/4, THROTTLE CONTROL CLIP MS90726-6 (96906)	EA,AC	1	*	*	*	35 16
XBOZZ		BRACKET: ANTI-DIESELING CONTROL CABLE 49R285 (76040)	EA,AC	1				35 17
PAOZZ	2910-740-9271	ROD,THROTTLE ASSEMBLY: CROSS SHAFT TO CARBURETOR 7409271 (19207)	A	1	*	*	*	36 1
PAOZZ	2590-262-8892	BALL JOINT: CARBURETOR ROD (2) LEVER ROD (2) 191474 (24617)	EA	4	*	*	*	36 2
PAOZZ	5310-971-7989	NUT,PLAIN,HEXAGON: CARBURETOR ROD(2), LEVER ROD (2) MS35691-5 (96906)	EA	4	*	*	*	36 3
XAOZZ		ROD: CARBURETOR BALL JOINT 10883235 (19207)		1				36 4
PAOZZ	2540-741-3422	SHAFT ASSEMBLY, CROSS THROTTLE: 7409273 (19207)	A	1	*	*	*	36 5
PAOZZ	2540-752-9238	LINK: LEFT CROSS SHAFT 7529238 (19207)	EA	1	*	*	*	36 6
PAOZZ	5310-877-5796	NUT, SELF-LOCKING: BALL JOINT MS21044N4 (96906)	EA	4	*	*	*	36 7
PAOZZ	5315-276-5160	PIN,GROOVED,HEADLESS: LEFT CROSS SHAFT LINK MS35671-30 (96906)	EA	2	*	*	*	36 8
XAOZZ		BRACKET: LEFT CROSS SHAFT 7529237 (19207)		2				36 9
PAOZZ	4730-050-4203	FITTING, LUBRICATION: LEFT AND RIGHT CROSS SHAFT BRACKET MS15001-1 (96906)	EA	2	*	*	*	36 10

(1) SMR Code	(2) Federal Stock Number	(3) Description	(4) Unit of Meas.	(5) Qty Inc In Unit	(6) 15-day organizational Maintenance alw	(7) Illustration	(a) Figure	(b) Item No.
Reference number & mfg. code			Usable on code	(a) (b) (c) (d)	1-5 6-20 21-50 51-100	No.		
		0312-ACCELERATOR AND THROTTLE CONTROLS-CONTINUED						
XAOZZ		SHAFT: THROTTLE CROSS SHAFT 10883234 (19207)		1			36	11
PAOZZ	2590-752-9235	LEVER, REMOTE CONTROL: RIGHT CROSS SHAFT 7529235 (19207)	EA	1	* * * *		36	12
PAOZZ	5310-950-0039	NUT, SELF-LOCKING: CROSS SHAFT CLAMP (1) ACCELERATOR PEDAL STOP (1), CROSS SHAFT CLIP (1) MS210441-N6 (96906)	A	EA	3	* * * *	36	13
PAOZZ	5340-597-7932	BRACKET: CROSS SHAFT 120520 (24617)	A	EA	1	* * * *	36	14
PAOZZ	5305-269-2803	SCREW,CAP,HEXAGON HEAD: 3/8-24UNF-2A X 1 IN., CROSS SHAFT BRACKET CLAMP MS90726-60 (96906)	A	EA	2	* * * *	36	15
PAOZZ	5340-740-9266	CLIP,THROTTLE CONTROL: 7409266 (19207)	A	EA	1	* * * *	36	16
PAOZZ	5360-753-9129	SPRING,HELICAL,EXTENSION: ANTI-DIESELING VALVE CONTROL (USED WITH CARBURETO, FSN 2910-737-5469 AND CARBURETOR, FSN 2910-832-7282) 7539129 (19207)	A	EA	1	* * * *	36	17
PAOZZ	2910-699-8476	SPRING,HELICAL,COMPRESSION: RETURN, ANTI- DIESELING VALVE CONTROL (USED WITH CARBURETOR, FSN 2910-562- 0441) 8332670 (19207)	A	EA	1	* * * *	36	17
PAOZZ		CLIP: CROSS SHAFT 7373265 (19207)	A	EA	1	* * * *	36	18
PAOZZ	5310-627-6128	WASHER,LOCK: CROSS SHAFT CLIP MS35335-35 (96906)	A	EA	2	* * * *	36	19
XBOZZ		ROD: LEVER BALL JOINTS 10883236 (19207)	A	EA	1		36	20
PAOZZ	5315-839-2325	PIN,COTTER: ACCELERATOR PEDAL LEVER MS24665-132 (96906)	A	EA	2	* * * *	36	21
PAOZZ	5310-080-6004	WASHER,FLAT:.406 ID, ACCELERATOR PEDAL LEVER AND STRAP MS27183-14 (96906)	A	EA	4	* * * *	36	22
PAOZZ	2590-753-9135	BELL CRANK: PEDAL CONNECTING LINK TO CROSS SHAFT JOINT 1539135 (19207)	A	EA	1	* * * *	36	23
PAOZZ	2540-115-2565	PEDAL ASSEMBLY CONTROL: 7397798 (19207)	A	EA	1	* * * *	36	24
PAOZZ	2540-753-9114	PEDAK,CONTROL: ACCELERATOR 7539114 (19207)	EA	1	* * * *		36	25

(1) SMR Code	(2) Federal Stock Number	(3) Description	(4) Unit of Meas.	(5) Qty Inc In Unit	(6) 15-day organizational Maintenance alw	(7) Illustration	(a) Figure No.	(b) Item No.
Reference number & mfg. code			Usable on code	(a)	(b)	(c)	(d)	
				1-5	6-20	21-50	51-100	
		0312-ACCELERATOR AND THROTTLE CONTROLS-CONTINUED						
PAOZZ	2540-753-9130	BRACKET: ACCELERATOR PEDAL 7539130 (19207)	EA	1	*	*	*	36 26
PAOZZ	5315-338-1621	PIN, STRAIGHT, HEADED: ACCELERATOR PEDAL BRACKET 7539131 (19207)	EA	1	*	*	*	36 27
PAOZZ	5305-984-7341	SCREW, MACHINE: ACCELERATOR PEDAL BRACKET MS35191-273 (96906)	AA	EA	2	*	*	36 28
PAOZZ	5310-877-5797	NUT, SELF-LOCKING: ACCELERATOR PEDAL BRACKET MS21044N3 (96906)	A	EA	2	*	*	36 29
PAOZZ	5310-732-0559	NUT, PLAIN, HEXAGON: ACCELERATOR PEDAL STOP MS51965-8 (96906)	A	EA	1	*	*	36 30
PAOZZ	5305-269-2811	SCREW, CAP, HEXAGON HEAD: 3/8-24UNF-2A X 21/4 IN., ACCELERATOR PEDAL STOP MS90726-67 (96906)	A	EA	1	*	*	36 31
PAOZZ	5305-842-3044	PIN, COTTER: ACCELERATOR PEDAL CONNECTING LINK MS24665-283 (96906)	A	EA	2	*	*	36 32
PAOZZ	2540-753-9112	CONNECTING LIN, RIGID: ACCELERATOR PEDAL TO BELL CRANK 7539112 (19207)	AA, AC	EA	1	*	*	36 33
PAOZZ	2540-912-3109	CONNECTONG LINK, RIGID: ACCELERATOR PEDAL TO BELL CRANK 10938299 (19207)	CC, EB, FG, FH, DF, FI, FJ	EA	1	*	*	36 33
PAOZZ	2910-753-9133	BRACKET, ACCELERATOR: BELL CRANK 7539133 (19207)	A	EA	1	*	*	36 34
PAOZZ	5305-267-8974	SCREW, CAP, HEXAGON HEAD: 1/4-28UNF-2A X 1 IN., BELL CRANK BRACKET MS90726-8 (96906)	A	EA	2	*	*	36 35
		GROUP 04-EXHAUST SYSTEMEM 0401-MUFFLER PIPES						
PAOZZ	5305-269-2807	SCREW, CAP, HEXAGON HEAD: 3/8-24UNF-2A X 11/4 IN., TAIL PIPE EXTENSION MS90726-64 (96906)	AA	EA	16	*	*	37 1
PAOZZ	2990-040-2333	EXTENSION: EXHAUST PIPE 8331956 (19207)	AA (EXCEPT EA, EB, EC)	EA	1	*	*	37 2
PAOZZ	2990-649-9484	PIPE, EXHAUST: EXTENSION, TAIL PIPE 7059574 (19207)	EA, EB, EC	EA	1	*	*	37 2
PAOZZ	2990-734-8828	GASKET: MUFFLER TO TAIL PIPE FLANGE 7348828 (19207)	AA	EA	2	*	*	37 3

(1) SMR Code	(2) Federal Stock Number	(3) Description  Reference number & mfg. code	(4) Unit of Meas.	(5) Qty Inc In Unit	(6) 15-day organizational Maintenance alw	(7) Illustration No.	(a) Figure No.	(b) Item No.	
Usable on code			(a)	(b)	(c)	(d)	(a)	(b)	
			1-5	6-20	21-50	51-100	No.	No.	
0401-MUFFLER AND PIPES-CONTINUED									
PAOZZ	5310-950-0039	NUT,SELF-LOCKING,HEXAGON: EXHAUST SYSTEM MS21044N6 (96906)	AA	EA	20	* * *	*	37	4
PAOZZ	2990-741-1095	BRACKET,TAIL PIPE: 7411095 (19207)	AA	EA	1	* * *	*	37	5
PAOZZ	5306-692-7171	SCREW,CAP,HEXAGON HEAD: EXHAUST CLAMP AND LINK 8332741 (19207)	AA	EA	6	* * *	*	37	6
PAOZZ	5310-732-0559	NUT,PLAIN,HEXAGON: RETAINING STRAP (4) CLAMP (2) MS51968-8 (96906)	AA	EA	6	* * *	*	37	7
PAOZZ	5340-447-4726	CLAMP,RETAINING: MUFFLER AND TAIL PIPE 7001893 (19207)	AA	EA	4	* * *	*	37	8
PAOZZ	2990-658-9563	CLAMP,EXHAUST PIPE: UNDERCARRIAGE 8408438 (19207)	AA	EA	1	* * *	*	37	8
PAOZZ	2990-734-8839	PIPE,EXHAUST: MUFFLER TO EXTENSION 7348839 (19207)	DA,DB EA,EB EC	EA	1	* * *	*	37	9
PAOZZ	2990-734-8838	PIPE,EXHAUST TAIL: 7348838 (19207)	A	EA	1	* * *	*	37	9
PAOZZ	2990-741-1093	PIPE,TAIL: MUFFLER TO EXTENSION 7411093 (19207)	FB, BG,FA	EA	1	* * *	*	37	9
PAOZZ	2990-741-1096	PIPE,EXHAUST: MUFFLERTO EXTENSION 7411096 (19207)	BD,HA	EA	1	* * *	*	37	9
PAOZZ	2990-591-7696	PIPE, TAIL: MUFFLER TO EXTENSION 7411097 (19207)	RA,	EA	1	* * *	*	37	9
PAOZZ	2990-734-8826	CALMP: EXHAUST PIPE 7348826 (19207)	AA	EA	2	* * *	*	37	10
PAOZZ	2990-741-3235	CONNECTING LINK, RIGHT: MUFFLER HANGER BRACKET 7413235 (19207)	AA	EA	2	* * *	*	37	11
PAOZZ	2990-741-1057	BRACKET, EXHAUST PIPE: FRONT AND REAR MUFFLER SUPPORT 7411057 (19207)	CA,CB,DA DB,EA,EB EC,FA,FB HA,BD	EA	2	* * *	*	37	12
PAOZZ	5340-741-1094	BRACKET,DOUBLE ANGLE;REAR MUFFLER HANGER 7411094 (19207)	BG	EA	1	* * *	*	37	12
PAOZZ	5305-269-2808	SCREW,CAP,HEXAGON HEAD: 3/8-24UNF-2A X 13/4 IN., CLAMP MS90726-65 (96906)	AA	EA	5	* * *	*	37	13
PAOZZ	2990-734-8834	PIPE,EXHAUST: MAINFOLD TO MUFFLER 7348834 (19207)	AA(EXCEPT LA,MA)	EA	1	* * *	*	37	14
PAOZZ	2990-385-7997	PIPE, EXHAUST: MANIFOLD TO MUFFLER 8404205 (19207)	LA,MA	EA	1	* * *	*	37	14

(1) SMR Code	(2) Federal Stock Number	(3) Description	(4) Unit of Meas.	(5) Qty Inc In Unit	(6) 15-day organizational Maintenance alw	(7) Illustration No.	(a) Figure No.	(b) Item No.
Reference number & mfg. code			Usable on code	(a) 1-5	(b) 6-20	(c) 21-50	(d) 51-100	
0401-MUFFLER AND PIPES-CONTINUED								
PAOZZ	5310-880-7745	NUT,PLAIN,HEXAGON: EXHAUST PIPE TO MUFFLER MS51968-11 (96906)	AA	EA	8	* * *	*	37 15
PAOZZ	5310-734-8837	WASHER,PLAIN: EXHAUST PIPE 7348837 (19207)	AA	EA	8	* * *	*	37 16
PAOZZ	5307-737-6343	STUD,PLAIN: EXHAUST PIPE TO MUFFLER 7376343 (19207)	AA	EA	8	* * *	*	37 17
PAOZZ	2990-734-8833	GASKET: EXHAUST PIPE TO EXHAUST MANIFOLD 7348833 (19207)	AA	EA	1	* * *	*	37 18
PAOZZ	2990-291-7475	GASKET: EXHAUST PIPE TO MUFFLER FLANGE 7348827 (19207)	AA	EA	1	* * *	*	37 19
PAOZZ	2990-734-8829	MUFFLER, EXHAUST: 7348829 (19207)	AA (EXCEPT EA, XA, FA EA, EC)	EA	1	* * *	*	37 20
PAOZZ	2990-294-2257	MUFFLER,EXHAUST: SPARK ARRESTOR 7974710 (19207)	EB, XA FA, EA, EC	EA	1	* * *	*	37 20
PAOZZ	5305-269-2808	SCREW,CAP,HEXAGON HEAD:3/8-24UNF-2A X 13/4 IN., EXHAUST PIPE MS90726-65 (96906)	AC, AB	EA	3	* * *	*	38 1
PAOZZ	2990-972-2610	PIPE,EXHAUST: TAIL EXTENSION 10899445 (19207)	AC, AB	EA	1	* * *	*	38 2
PAOZZ	2990-225-8326	GASKET: FRONT EXHAUST PIPE 10938351 (19207)	AC, AB	EA	1	* * *	*	38 3
PAOZZ	2990-972-2611	PIPE,EXHAUST: 10899439 (19207)	AC	EA	1	* * *	*	38 4
PAOZZ	2990-972-2594	PIPE,EXHAUST: 10899440 (19207)	AC	EA	1	* * *	*	38 4
PAOZZ	5310-950-0039	NUT,SELF-LOCKING, HEXAGON: EXHAUST PIPE MS21044N6 (96906)	AB, AC	EA	3	* * *	*	38 5
PAOZZ	5305-269-2808	SCREW,CAP,HEXAGON HEAD:3/8-24UNF-2A X 13/4 IN., EXHAUST PIPE HANGER MS90726-65 (96906)	AB, AC	EA	12	* * *	*	38 6
PAOZZ	2990-741-1060	HANGER: TAILPIPE 7411060 (19207)	AB, AC	EA	1	* * *	*	38 7
PAOZZ	2990-741-1059	HANGER: TAAILPIPE 7411059 (19207)	AB, AC	EA	1	* * *	*	38 7
PAOZZ	2990-741-3235	CONNECTING LINK, RIGID: EXHAUST PIPE 7413235 (19207)	AB, AC	EA	1	* * *	*	38 8
PAOZZ	2990-734-8826	CALMP: EXHAUST PIPE 7348826 (19207)	AB, AC	EA	6	* * *	*	38 9

(1)	(2)	(3)	(4)	(5)	(6)	(7)	(a)	(b)		
SMR Code	Federal Stock Number	Description	Unit of Meas.	Qty	15-day Maintenance	organizational alw	Illustration			
		Reference number & mfg. code	Usable on code		(a) 1-5	(b) 6-20	(c) 21-50	(d) 51-100		
							Figure No.	Item No.		
0401-MUFFLER AND PIPES-CONTINUED										
PAOZZ	5310-732-0559	NUT,PLAIN,HEXAGON: EXHAUST PIPE MS51968-8 (96906)	AB,AC	EA	12	*	*	*	38	10
PAOZZ	2990-291-7475	GASKET: EXHAUST PIPE 7348827 (19207)	AB,AC	EA	1	*	*	*	38	11
PAOZZ	2990-972-2605	CLAMP, ASSEMBLY: FRONT EXHAUST PIPE 48RUA297 (76040)	AB,AC	EA	1	*	*	*	38	12
PAOZZ	5305-269-2807	SCREW,CAP,HEXAGON HEAD: 3/8-24UNF-2A X 11/2IN., EXHAUST PIPE CLAMP MS90726-64 (96906)		EA	2	*	*	*	38	13
PAOZZ	2990-734-8826	CLAMP: EXHAUST PIPE 119076H (31007)		EA	2	*	*	*	38	14
PAOZZ	5310-950-0039	NUT,HEXAGON: EXHAUST PIPE MS21044N6 (96906)		EA	2	*	*	*	38	15
PAOZZ	2990-056-4798	PIPE,EXHAUST: FRONT 10938264 (19207)	AB,AC	EA	1	*	*	*	38	16
PAOZZ	2990-925-3968	PIPE,EXHAUST: EXTESION (DIESEL AND MULTIFUEL) 10938491 (19207)	AB,AC	EA	1	*	*	*	39	1
PAOZZ	5306-947-2327	BOLT, "U": EXHAUST PIPE (DIESEL AND MULTIFUEL) 11593178 (19207)	AB,AC	EA	1	*	*	*	39	2
PAOZZ	5306-944-6989	BOLT, "U": SHIELD TO BRACKET (DIESEL AND MULTIFUEL) 10938497 (19207)	AB,AC	EA	2	*	*	*	39	3
PAOZZ	2990-925-3967	SHIELD ASSEMBLY: (DIESEL AND MULTIFUEL) 10938495 (19207)	AB,AC	EA	1	*	*	*	39	4
PAOZZ	2990-925-3966	SADDLE CLAMP,EXHAUST: (DIESEL AND MULTIFUEL) 10938496 (19207)	AB,AC	EA	2	*	*	*	39	5
PAOZZ	2990-944-6981	PIPE,EXHAUST: (MULTIFUEL) 10938490 (19207)	AB	EA	1	*	*	*	39	6
PAOZZ		PIPE,EXHAUST: (DIESEL) 11608909 (19207)	AC	EA	1	*	*	*	39	6
PAOZZ	5340-947-2396	COUPLING,CALMP,GROOVE: EXAHOST PIPE TO ADAPTER (DIESEL AND MULTIFUEL) MS27116-17B (96906)	AB,AC	EA	1	*	*	*	39	7
XBOZZ		ADAPTER: EXHAUST PIPE TO TURBOCHARGER 11608765 (19207)	AB	EA	1				39	8
PAOZZ	5330-899-4481	GASKET: ADAPTER TO TURBOCHARGER 10889768 (19207)	AB	EA	1	*	*	*	39	9
PAOZZ	5310-768-0318	NUT, SELF-LOCKING,HEXAGON: MOUNTING BRACKET (DIESEL AND MULTIFUEL) MS51967-14 (96906)	AB,AC	EA	1	*	*	*	39	10

(1)	(2)	(3)	(4)	(5)	(6)	(7)	(a)	(b)		
SMR Code	Federal Stock Number	Description	Unit of Meas.	Qty	15-day Maintenance Inc	organizational alw	Illustration			
		Reference number & mfg. code	Usable on code		(a) 1-5	(b) 6-20	(c) 21-50	(d) 51-100		
							Figure No.	Item No.		
0401-MUFFLER AND PIPES-CONTINUED										
PAOZZ	5306-225-9093	SCREW,CAP,HEXAGON HEAD: 5/16-24UNF-2A X 1 1/2 IN., SUPPORT BRACKET (DIESEL AND MULTIFUEL) MS90726-38 (96906)	AB,AC	EA	2	*	*	*	39	11
PAOZZ	5340-237-3936	BRACKET: EXHAUST SUPPORT (DIESEL AND MULTIFUEL) 10938492 (19207)	AB,AC	EA	1	*	*	*	39	12
PAOZZ	5310-088-1251	NUT,SELF-LOCKING HEXAGON: SADDLE U BOLTS (DIESEL AND MULTIFUEL) MS51922-1 (96906)	AB,AC	EA	6	*	*	*	39	13
PAOZZ	5310-067-9507	NUT,SELF-LOCKING HEXAGON: SUPPORT BRACKET (DISSEL AND MULTIFUEL) MS51922-37 (96906)	AB,AC	EA	1	*	*	*	39	14
PAOZZ	5305-999-8691	SCREW,CAP,HEXAGON HEAD: SUPPORT BRACKET (DIESEL AND MULTIFUEL) 10938486 (19207)	AB,AC	EA	1	*	*	*	39	15
PAOZZ	5305-716-8175	SCREW,CAP,HEXAGON HEAD:1/2-20UNF-2A X 4 IN., MOUNTING BRACKET MS90726-123 (96906)	AB,AC	EA	1	*	*	*	39	16
PAOZZ	5310-809-3079	WASHER: MOUNTING BRACKET (DIESEL AND MULTIFUEL) MS27183-19 (96906)	AB,AC	EA	5	*	*	*	39	17
PAOZZ	2990-121-0686	BRACKET: EXHAUST PIPE (DIESEL AND MULTIFUEL) 11608820 (19207)	AB,AC	EA	1	*	*	*	39	18
PAOZZ	2990-925-3975	SADDLE CLAMP, EXHAUST: EXHAUST STACK (DIESEL AND MULTIFUEL) 11593179 (19207)	AB,AC	EA	1	*	*	*	39	19
PAOZZ	2990-121-6184	SPRING,HELICAL,COMPRESSION: MOUNTING BRACKET (DIESEL AND MULTIFUEL) 11608819 (19207) NONILLUSTRATED	AB,AC	EA	2	*	*	*	39	20
PAOZZ	2990-073-0150	PIPE,EXHAUST: TAIL 10931954-1 (19207)	DE,DF	EA	1	*	*	*		
PAOZZ	2990-073-0151	PIPE,EXHAUST: TAIL 10931954-2 (19207)	DE,DF	EA	1	*	*	*		
PAOZZ	2990-073-0152	PIPE,EXHAUST: FRONT(MULTIFUEL) 10938367 (19207)	AB	EA	1	*	*	*		
PAOZZ	2990-225-8325	GASKET: EXHAUST PIPE EXTENSION (MULTIFUEL) 10899444 (19207)	AB	EA	1	*	*	*		
PAOZZ	2990-225-8326	GASKET: FRONT EXHAUST PIPE(MULTIFUEL) 10938351 (19207)	AB	EA	1	*	*	*		
PAOZZ	2990-291-7475	GASKET: FRONT EXHAUST PIPETO TAILPIPE (MULTIFUEL) 7348827 (19207)	AB	EA	1	*	*	*		



(1) SMR Code	(2) Federal Stock Number	(3) Description	(4) Unit of Meas.	(5) Qty Inc In Unit	(6) 15-day organizational Maintenance alw	(7) Illustration No.	(a) Figure No.	(b) Item No.		
Reference number & mfg. code			Usable on code	(a)	(b)	(c)	(d)			
				1-5	6-20	21-50	51-100			
0401-MUFFLER AND PIPES-CONTINUED NONILLUSTRATED-CONTINUED										
PAOZZ	2990-385-7997	PIPE,EXHAUST: ASSEMBLY 8404205 (19207)	LA,MA	EA	1	*	*	*	*	
PAOZZ	2990-649-9484	PIPE,EXHAUST: EXTENSION,TAIL PIPE 7059574 (19207)	EA,EB,EC	EA	1	*	*	*	*	
PAOZZ	2990-734-8826	CALMP: EXHAUST PIPE(MULTIFUEL) 119076H (31007)	AB	EA	6	*	*	*	*	
GROUP 05-COOLING SYSTEM 0501-RADIATOR										
PAOZZ	2930-741-1061	CAP,RADIATOR WITH CHAIN: 7411061 (19207)	AB,AC	EA	1	*	*	*	40	1
PAOZZ	2930-720-2677	CAP,RADIATOR PRESSURE: MS35840-1 (96906)	AB	EA	1	*	*	*	40	1
PAOZZ	5310-950-0039	NUT,SELF-LOCKING,HEXAGON: RADIATOR MS21044N6 (96906)	AB,AC	EA	1	*	*	*	40	2
PAOZZ	5310-080-6004	WASHER,FLAT:.406 ID, RADIATOR MS27183-14 (96906)	AB,AC	EA	4	*	*	*	40	3
PAOZZ	2930-832-7014	SPRING,HELICAL,COMPRESSION: RADIATOR SUPPORT ROD 8327014 (19207)	AB,AC	EA	2	*	*	*	40	4
PAOFF	2930-169-5759	RADIATOR,ENGINE COOLING: 11640319 (19207)	AB,AC	EA	1	*	*	*	40	5
PAOFF	2930-972-2597	RADIATOR,ENGINE COOLING: (DIESEL) 3MFAX559 (76040)	AC	EA	1	*	*	*	40	5
PAOFF	2930-045-2672	RADIATOR,ENGINE COOLING: MULTIFUEL 8737820 (19207)	AB	EA	1	*	*	*	40	5
PAOZZ	5310-975-2075	NUT,PLAIN,HEXAGON: RADIATOR MS35691-21 (96906)	AB,AC	EA	2	*	*	*	40	6
PAOZZ	5340-737-5657	ROD,CLEVIS END: RADIATOR SUPPORT 7375657 (19207)	AB,AC	EA	1	*	*	*	40	7
PAOZZ	5315-815-8840	PIN: RADIATOR SUPPORT ROD MS35810-34 (96906)	AB,AC	EA	1	*	*	*	40	8
PAOZZ	5315-842-3044	PIN,COTTER: RADIATOR SUPPORT ROD MS24665-283 (96906)	AB,AC	EA	1	*	*	*	40	9
XBOZZ		BRACKET: RADIATOR SUPPORT RID 80MFX278 (76040)	AB,AC	EA	1				40	10
PAOZZ	2930-064-3926	HOSE,PREFORMED: RADIATOR INLET 8712139 (19207)	AC	EA	1	*	*	*	40	11
PAOZZ	4730-720-1398	CLAMP,HOSE: RADIATOR MS35842-5 (96906)	AC	EA	6	*	*	*	40	12

(1)	(2)	(3)	(4)	(5)	(6)	(7)	(a)	(b)
SMR Code	Federal Stock Number	Description	Unit of Meas.	Qty	15-day Maintenance	organizational alw	Illustration	
		Reference number & mfg. code	Usable on code	In Unit	(a) 1-5	(b) 6-20	(c) 21-50	(d) 51-100
							Figure No.	Item No.
0501-RADIATOR-CONTINUED								
PAOZZ	4730-542-3268	CLAMP,HOSE: LOWER RADIATOR MS35842-4 (96906)	AB	EA	1	*	*	*
PAOZZ	4730-909-8627	CLAMP,HOSE: UPPER RADIATOR HOSE (2) LOWER HOSE (1) MS35842-13	AB,AC	EA	3	*	*	*
PAOZZ	2930-974-7408	HOSE,PREFORMED: RADIATOR (ALSO MAY BE FABRICATED FROM 4720-051-0663 HOSE) 8712138 (19207)	AB,AC	FT	V	*	*	*
PAOZZ	2930-972-2601	TUBE,RADIATOR OUTLET: RADIATOR 10931941 (19207)	AB,AC	EA	1	*	*	*
PAOZZ		ASBESTOS: RADIATOR OUTLET HOSE 27-W-929-800 (70040)	AB,AC	EA	1			
PAOZZ	5310-950-0039	NUT,SELF-LOCKING: HOSE CLAMP SCREW MS21044N6 (96906)	AB,AC	EA	1	*	*	*
PAOZZ		CLAMP: RADIATOR OUTLET HOSE 10899438 (19207)	AB,AC	EA	1	*	*	*
PAOZZ	5305-269-2803	SCREW,CAP,HEXAGON HEAD:3/8-24UNF-2A X 1 IN., RADIATOR HOSE CLAMP MS90726-60 (96906)	AB,AC	EA	1	*	*	*
PAOZZ	2930-064-3925	HOSE,PREFORMED: RADIATOR OUTLET 8712140 (19207)	AC	EA	1	*	*	*
PAOZZ	2930-021-6583	HOSE,PREFORMED: MULTIFUEL RADIATOR OUTLET 10938255 (19207)	AB	EA	1	*	*	*
PAOZZ	5310-820-6653	WASHER,LOCK: RADIATOR SUPPORT MS35338-50 (96906)	AB,AC	EA	2	*	*	*
PAOZZ	5305-727-5677	SCREW,CAP,HEXAGON HEAD: 5/8-18UNF-2A X 1 1/2 IN., RADIATOR SUPPORT MS90726-162 (96906)	AB,AC	EA	2	*	*	*
PAOZZ	5315-839-5822	PIN,COTTER: RADIATOR SUPPORT BLIND RIVET MS24665-353 (96906)	AB,AC	EA	2	*	*	*
PAOZZ	5310-842-1490	NUT,PLAIN: RADIATOR SUPPORT MS35692-37 (96906)	AB,AC	EA	2	*	*	*
PAOZZ	5340-799-5228	SPACER,SLEEVE: RADIATOR SUPPORT 10883212 (19207)	AC,AB	EA	2	*	*	*
PAOZZ	2930-737-5658	SPRING,HELICAL,COMPRESSION: RADIATOR SUPPORT 7375658 (19207)	AC,AB	EA	2	*	*	*
XBOZZ		SPACER: RADIATOR 44RUI693 (76040)	AC,AB	EA	2			
PAOZZ	4820-849-1220	COCK,DRAIN: RADIATOR MS35782-5 (96906)	AC,AB	EA	2	*	*	*
PAOZZ	5330-599-5658	GASKET,NONMETALLIC: RADIATOR CAP 5262210 (19207)	AC,AB	EA	1	*	*	*

(1) SMR Code	(2) Federal Stock Number	(3) Description	(4) Unit of Meas.	(5) Qty In Unit	(6) 15-day Maintenance alw	(7) organizational Illustration	(a) Figure No.	(b) Item No.	
Reference number & mfg. code			Usable on code	(a)	(b)	(c)	(d)		
				1-5	6-20	21-50	51-100		
0501-RADIATOR-CONTINUED NONILLUSTRATED									
PAOZZ	2930-236-0562	SHIELD,DUST,RADIATOR: 10938462 (19207)	AC,AB	EA	1	*	*	*	*
PAOZZ	4720-051-0663	HOSE,RUBBER: RADIATOR INLET, 2 FOOT, 6 1/2 INCH, X 2 INCH ID., TYPE 2, GRADE A, CLASS 2 ZZH428 (81348)	A	IN	V	*	*	*	*
PAOFF	2930-737-5656	RADIATOR ASSEMBLY: GASOLINE ENGINE 7375656 (19207)	AA	EA	1	*	*	*	*
PAOZZ	2930-741-1061	CAP,RADIATOR WITH CHAIN: FILLER 7411061 (19207)		EA	1	*	*	*	*
PAOZZ	5330-599-5658	GASKET, NONMETALLIC: FILLET CAP 5262210 (19207)		EA	1	*	*	*	*
PAOZZ	5310-950-0039	NUT, SELF-LOCKING HEXAGON: RADIATOR STAY ROD MS21044N6 (96906)	AA	EA	1	*	*	*	*
PAOZZ	5310-080-6004	WASHER,FLAT:.406 ID, RADIATOR STAY ROD MS27183-14 (96906)	AA	EA	4	*	*	*	*
PAOZZ	2930-832-7014	SPRING,HELICAL,COMPRESSION: RADIATOR SUPPORT ROD 8327014 (19207)	AA	EA	2	*	*	*	*
PAOZZ	5340-737-5657	CLEVIS,ROD END: RADIATOR SUPPORT ROD 7375657 (19207)	AA	EA	1	*	*	*	*
PAOZZ	5315-815-8840	PIN,STRAIGHT,HEADED: SUPPORT ROD MS35810-34 (96906)	AA	EA	1	*	*	*	*
PAOZZ	5315-842-3044	PIN,COTTER: SUPPORT ROD MS24665-283 (96906)	AA	EA	1	*	*	*	*
PAOZZ	4730-278-2064	CLAMP,HOSE: RADIATOR HOSE 502922 (21450)	AA	EA	6	*	*	*	*
MOOZZ		HOSE,RUBBER: RADIATOR INLET, 421/2 INCHES LONG 107622R1 (31007) FABRICATE FROM:	AA	EA	1				41 11
PAOZZ	4720-223-8735	HOSE,NONMETALLIC: 26C29400 (81337)		IN	V	*	*	*	*
PAOZZ	4820-849-1220	COCK,DRAIN: RADIATOR MS35782-5 (96906)	AA	EA	2	*	*	*	*
PAOZZ		HOSE: RADIATOR OUTLET 7376183 (19207)	AA	EA	1	*	*	*	*
PAOZZ		TUBE:RADIATOR WATER INLET PUMP TO CYLINDER HEAD 102049R1 (31007)	AA	EA	1	*	*	*	*
PAOZZ	4720-737-6182	HOSE,PREFORMED: RADIATOR OUTLET MOLDED 102060R1 (31007)	AA	EA	1	*	*	*	*

(1) SMR Code	(2) Federal Stock Number	(3) Description	(4) Unit of Meas.	(5) Qty Inc In Unit	(6) 15-day organizational Maintenance alw	(7) Illustration No.	(a) Figure No.	(b) Item No.		
Reference number & mfg. code			Usable on code	(a)	(b)	(c)	(d)			
				1-5	6-20	21-50	51-100			
0501-RADIATOR-CONTINUED										
PAOZZ	5310-820-6653	WASHER,LOCK: RADIATOR SUPPORT MS35338-50 (96906)	AA	EA	5	*	*	*	41	16
PAOZZ	5305-727-5677	SCREW,CAP,HEXAGON HEAD:5/8-18INF-2A X 11/2 IN., RADIATOR SUPPORT MS90726-162 (96906)	AA	EA	5	*	*	*	41	17
PAOZZ	5310-062-4954	NUT,SELF-LOCKING, HEXAGON: RADIATOR SUPPORT MS21045-8 (96906)	AA	EA	2	*	*	*	41	18
PAOZZ	5310-809-5998	WASHER,FLAT: RADIATOR MOUNTING PLATE MS27183-18 (96906)	AA	EA	2	*	*	*	41	19
PAOZZ	2930-737-5658	SPRING,HELICAL,COMPRESSION: MOUNTING SUPPORT 7375658 (19207)	AA	EA	2	*	*	*	41	20
PAOZZ	2990-752-9294	SHIM:RADIATOR MOUNTING SUPPORT 7529294 (19207)	AA	EA	2	*	*	*	41	21
NONILLUSTRATED										
PAOZZ	2930-080-7637	SHIELD,RUBBER,RADIATOR: UPPER 10871411 (19207)	AA	EA	1	*	*	*		
PAOZZ	2930-177-7846	SHIELD,DUST,RADIATOR: BOTTOM 10871414 (19207)	AA	EA	1	*	*	*		
PAOZZ	2930-919-2875	MOUNTING,RADIATOR: BOTTOM 10946886 (19207)	AA	EA	1	*	*	*	41	22
PAOZZ	4730-014-2435	NUT,INVERTED TUBE COUPLING: COMPRESSOR TO WATER PUMP WATER LINES 142435 (24617)	AC	EA	4	*	*	*		
PAOZZ	5340-911-5634	BUSHING,RUBBER: RADIATOR MOUNTING 8737966 (19207)	AB	EA	2	*	*	*		
0503-WATER MANIFOLD,HEADERS, THERMOSTATS										
PAOZZ	5305-269-3222	SCREW,CAP,HEXAGON HEAD:3/8-16UNC-2A X 31/2 THERMOSTAT HOUSING MS90725-72 (96906)	AA	EA	1	*	*	*	42	1
PAOZZ	5310-637-9541	WASHER,LOCK:3/8NOM SIZE, THERMOSTAT HOUSING MS35338-46 (96906)	AA	EA	2	*	*	*	42	2
PAOZZ	2930-737-6363	HOUSING: THERMOSTAT 7376363 (19207)	AA	EA	1	*	*	*	42	3
PAOZZ	5330-737-5221	GASKET: THERMOSTAT HOUSING 7375221 (19207)	AA	EA	1	*	*	*	42	4
PAOZZ	2805-696-4049	SEAL,THERMOSTAT: HOUSING BJ4086 (18163)	AA	EA	2	*	*	*	42	5

(1) SMR Code	(2) Federal Stock Number	(3) Description	(4) Unit of Meas.	(5) Qty Inc In Unit	(6) 15-day organizational Maintenance alw	(7) Illustration	(a) Figure	(b) Item No.	
Reference number & mfg. code			Usable on code	(a) 1-5	(b) 6-20	(c) 21-50	(d) 51-100		
0503-WATER MANIFOLD,HEADERS, THERMOSTATS-CONTINUED									
PAOZZ	6620-737-5211	THERMOSTAT: WATER TEMPERATURE 7375211 (19207)	AA	EA	2	*	*	42	6
PAOZZ	2930-737-5649	HEADER: WATER INLET, WITH HOUSING AND PLUG ASSEMBLY 7375649 (19207)	AA	EA	1	*	*	42	7
PAOZZ	4730-088-9716	PLUG,PIPE: 1 INCH NPT, WATER HEADER MS49005-12 (96906)		EA	1	*	*	42	8
PAOZZ	4730-289-5176	PLUG,PIPE: 1/2-14 NPT, WATER HEADER MS49005-8 (96906)		EA	2	*	*	42	9
PAOZZ	5305-225-8494	SCREW,CAP,HEXAGON HEAD 1/2-18UNC-2A X 1/2, WATER HEADER MS90725-29 (96906)		EA	2	*	*	42	10
PAOZZ	5310-205-9982	WASHER,FLAT: 11/32 NOM SIZE, WATER HEADER SCREW MS51795-512 (96906)		EA	2	*	*	42	11
PAOZZ	4730-909-8627	CLAMP, HOSE: WATER HEADER HOSE MS35842-13 (96906)	AA	EA	2	*	*	42	12
PAOZZ	2805-737-5213	MANIFOLD,WATER OUTLET: REAR 7375213 (19207)	AA	EA	1	*	*	42	13
PAOZZ	5330-127-2943	GASKET: WATER OUTLET HEADER TO HEAD 8398205 (19207)	AA	EA	4	*	*	42	14
PAOZZ	5310-684-3463	GASKET: FLUID PRESSURE,COPPER,.390 ID, .625 OD, .062 THICK, WATER HEADER SCREW MS51092-1 (96906)	AA	EA	4	*	*	42	15
PAOZZ	5305-071-2075	SCREW,CAP,HEXAGON HEAD: 1/2-13UNC-2A X 3, WATER HEADER MS90728-119 (96906)	AA	EA	1	*	*	42	16
PAOZZ	5305-071-1774	SCREW,CAP,HEXAGON HEAD: 1/2-13UNC-2A X 3 1/2, WATER HEADER MS90725-121 (96906)	AA	EA	2	*	*	42	17
PAOZZ	5330-737-6329	PACKING,PREFORMED: OIL COOLER TO WATER INLET 7376329 (19207)	AA	EA	1	*	*	42	18
PAOZZ	4730-909-8627	CLAMP,HOSE: OIL COOLER WATER SEAL MS35842-13 (96906)	AA	EA	1	*	*	42	19
PAOZZ	5305-071-1776	SCREW,CAP,HEXAGON HEAD: 1/2-13UNC-2A X 4, WATER HEADER MS90728-123 (96906)	AA	EA	1	*	*	42	20
PAOZZ	2930-737-6181	HEADER: WATER INLET 7376181 (19207)	AA	EA	1	*	*	42	21
PAOZZ	5306-272-5144	BOLT,MACHINE: THERMOSTAT HOUSING 318813PC6 (10001)	AA	EA	1	*	*	42	22

(1) SMR Code	(2) Federal Stock Number	(3) Description  Reference number & mfg. code	(4) Unit of Meas.  Usable on code	(5) Qty In Unit	(6) 15-day organizational Maintenance alw				(7) Illustration		
					(a) 1-5	(b) 6-20	(c) 21-50	(d) 51-100	(a) Figure No.	(b) Item No.	
		0503-WATER MANIFOLD, HEADERS, THERMOSTATS-CONTINUED									
PAOZZ	5310-732-0558	NUT,PLAIN HEXAGON: 3/8-16UNC-2B,WATER HEADER MS51967-8 (96906)	AA	EA	2	*	*	*	*	42	23
PAOZZ	5310-637-9541	WASHER,LOCK: 3/8 NOM SIZE, WATER HEADER MS35338-46 (96906)	AA	EA	2	*	*	*	*	42	24
PAOZZ	5307-038-1942	STUD, PLAIN: WATER HEADER X19002 (14351)	AA	EA	2	*	*	*	*	42	25
PAOZZ	5330-350-6875	GASKET: WATER HEADER TO CYLINDER HEAD 10891GT (31007)	AA	EA	4	*	*	*	*	42	26
PAOZZ	5305-269-3208	SCREW,CAP,HEXAGON HEAD: 3/8-16UNC-2A X 5/8, WATER HEADER MS90725-57 (96906)	AA	EA	4	*	*	*	*	42	27
PAOZZ	5310-080-6004	WASHER,FLAT: .406 ID,NOM SIZE, WATER HEADER MS27183-14 (96906)	AA	EA	4	*	*	*	*	42	28
MOOZZ		HOSE,RUBBER: REAR ENGINE WATER OUTLET HEADER 103111R1 (31007) FABRICATED FROM:	AA	EA	1					42	29
PAOZZ	4720-235-4117	HOSE,RUBBER: COOLANT LINES 33-H-775 (80244)		FT	V	*	*	*	*		
PAOZZ	2815-179-5645	HOUSING ASSEMBLY: THERMOSTAT 10899061 (19207)	AB	EA	1	*	*	*	*	43	1
PAOZZ	4730-639-9921	PLUG,PIPE: THERMOSTAT HOUSING 444595 (21450)		EA	1	*	*	*	*	43	2
XAOZZ		HOUSING, THERMOSTAT: 10899061-1 (19207)			1					43	3
PAOZZ	4730-221-2137	PLUG,PIPE: 1/4 NPT, THERMOSTAT HOUSING MS20913-2S (96906)		EA	1	*	*	*	*	43	4
PAOZZ	2930-848-9943	SEAL,PLAIN,ENCASED:THERMOSTAT 7748859 (19207)	AB	EA	1	*	*	*	*	43	5
PAOZZ	6620-179-2203	THERMOSTAT,FLOW CONTROL: 11641849 (19207)	AB	EA	1	*	*	*	*	43	6
PAOZZ	2930-851-4653	GASKET: THERMOSTAT HOUSING 10889849 (19207)	AB	EA	1	*	*	*	*	43	7
PAOZZ	4730-541-7747	CLAMP, HOSE: CYLINDER HEAD WATER OUTLET MANIFOLD TO INTAKE MANIFOLD (4, THERMOSTAT HOUSING TO WATER PUMP (2) AN737TW74-91 (88044)	AB	EA	6	*	*	*	*	43	8
PAOZZ		HOSE, NONMETALLIC: CYLINDER HEAD WATER OUTLET MANIFOLD TO INTAKE MANIFOLD (1.75 IN.LG) 10889993 (19207)	AB	EA	2	*	*	*	*	43	9

(1) SMR Code	(2) Federal Stock Number	(3) Description  Reference number & mfg. code	(4) Unit of Meas.	(5) Qty Inc In Unit	(6) 15-day organizational Maintenance alw	(7) Illustration No.	(a) Figure No.	(b) Item No.
			Usable on code		(a) (b) (c) (d)			
					1-5 6-20 21-50 51-100			
PAOZZ		0503-WATER MANIFOLD, HEADERS, THERMOSTATS-CONTINUED HOSE, NONMETALLIC: THERMOSTAT HOUSING TO WATER PUMP (3.25 IN. LG) 10889991 (19207)	AB	EW	1 * * *	43		10
PAOZZ	5310-080-6004	WASHER, FLAT: .406 ID NOM SIZE, THERMOSTAT HOUSING TO INTAKE MANIFOLD MS27183-14 (96906)	AB	EA	2 * * *	43		11
PAOZZ	5306-850-3993	BOLT, MACHINE: THERMOSTAT HOUSING TO INTAKE MANIFOLD 7748976 (19207)	AB	EA	2 * * *	43		12
PAOZZ	5305-269-3217	SCREW, CAP, HEXAGON HEAD: 3/8-16 UNC-2A X 21/4 MANIFOLD HOUSING BRACKET MS90725-67 (96906)	AC	EA	2 * * *	44		1
PAOZZ	5310-080-6004	WASHER, FLAT: .406 NOM. SIZE, MAINFOLD HOUSING BRACKET MS27183-14 (96906)	AC	EA	2 * * *	44		2
XBOZZ		BRACKET: RADIATOR TOP BRACE 80MF278 (76040)	AC	EA	1	44		3
XBOZZ		HOUSING: THERMOSTAT 439GB386 (76040)	AC	EA	1	44		4
PAOZZ		GASKET: THERMOSTAT HOUSING 590GB1134 (76040)	AC	EA	1 * * *	44		5
PAOZZ	2930-890-2553	SEAL, THERMOSTAT: HOUSING 447GC146 (76040)	AC	EA	1 * * *	44		6
PAOZZ	6620-974-7595	THERMOSTAT, ENGIN: WATER 170 DEGREES 657GC225P2 (76040)	AC	EA	1 * * *	44		7
PAOZZ	2930-974-7572	GASKET: WATER OUTLET 605GB11B (76040)	AC	EA	4 * * *	44		8
XBOZZ		MANIFOLD: WATER OUTLET (FRONT) 107GC489 (76040)	AC	EAA	1	44		9
PAOZZ	5330-974-7517	PACKING, PREFORMED: MANIFOLD TUBE 447GC148 (76040)	AC	EA	2 * * *	44		10
PAOZZ	4730-289-5176	PLUG, PIPE: 1/2-14NPT WATER OUTLET MANIFOLD MS49005-8 (96906)	AC	EA	1 * * *	44		11
XBOZZ		TUBE: WATER MANIFOLD CONNECTOR 227GC157 (76040)	AC	EA	1	44		12
XBOZZ		MANIFOLD: WATER OUTLET (REAR) 107GC218 (76040)	AC	EA	1	44		13
PAOZZ	5310-209-1962	WASHER, FLAT: 3/8NOM, SIZE, MANIFOLD MOUNTING 61-0542-1 (42280)	AC	EA	12 * * *	44		14
PAOZZ	5305-269-3219	SCREW, CAP, HEXAGON HEAD: 3/8-16UNC-2A X 23/4 MANIFOLD MOUNTING MS90725-69 (96906)	AC	EA	6 * * *	44		15

(1)	(2)	(3)	TM9-2320-211-20P				(5)	(6)	(7)		
SMR	Federal	Description	(4)	Unit	Qty	15-day	organizational				
Code	Stock		Meas.	of	Inc	Maintenance	alw	Illustration			
	Number				In						
					Unit				(a)	(b)	
		Reference number & mfg. code	Usable on code			(a)	(b)	(c)	(d)	Figure	Item
						1-5	6-20	21-50	51-100	No.	No.
		0503-WATER MANIFOLD, HEADERS, THERMOSTATS-CONTINUED									
PAOZZ	5305-269-3211	SCREW,CAP,HEXAGON HEAD: 3/8-16UNC-2A X 1 INCH MANIFOLD MOUNTING MS90725-60 (96906)	AC	EA	4	*	*	*	*	44	16
PAOZZ	4730-057-5555	PLUG PIPE: 3/8-18NPT FRONT MANIFOLD MS49005-6 (96906)	AC	EA	1	*	*	*	*	44	17
PAOZZ		WASHER,FLAT:.391 MANIFOLD MOUNTING 37AX2 (76040)	AC	EA	2	*	*	*	*	44	18
PAOZZ	5305-269-3220	SCREW,CAP,HEXAGON HEAD: 3/8-16UNC-2A X 3 MANIFOLD MOUNTING MS90725-70 (96906)	AC	EA	2	*	*	*	*	44	19
PAOZZ	5305-935-7584	STUD: WATER MANIFOLD 18AX1074 (76040)	AC	EA	2	*	*	*	*	44	20
PAOZZ	4730-977-5584	ELBOW: BLEEDER HOSE 63AX878 (76040)	AC	EA	1	*	*	*	*	44	21
PAOZZ	2930-974-7525	HOSE,PREFORMED: BYPASS 493GB2158 (76040)	AC	EA	1	*	*	*	*	44	22
PAOZZ	4730-278-2068	CLAMP,HOSE: BYPASS HOSE 7337665 (19207)	AC	EA	2	*	*	*	*	44	23
PAOZZ	2930-890-2555	FITTING, THERMOSTAT: BYPASS HOSE 493GB163 (76040)	AC	EA	1	*	*	*	*	44	24
PAOZZ	2930-890-2554	SEAL: OIL COOLER, BYPASS FITTING 446GC155 (76040)	AC	EA	1	*	*	*	*	44	25
PAOZZ	4730-974-7589	TEE: BLEEDER OUTLET 63AX532 (76040)	AC	EA	1	*	*	*	*	44	26
PAOZZ	4720-974-7484	HOSE: BLEEDER OUTLET 36RUA3113P5 (76040)	AC	EA	1	*	*	*	*	44	27
		0504-WATER PUMP									
PAOZZ	5315-012-0123	PIN,COTTER: 1/8DIA.11/4 IN.LG, PULLEY SHAFT NUT MS24665-355 (96906)	AA	A	1	*	*	*	*	45	1
PAOZZ	5310-275-0869	NUT,CATELLATED,HEXAGON: WATER PUMP SHAFT X18066 (14351)	AA	EA	1	*	*	*	*	45	2
PAOZZ	5310-800-0695	WASHER,LOCK: 5/8 NOM SIZE, EXTERNAL TOOTH, PUMP SHAFT MS35335-39 (96906)	AA	EA	1	*	*	*	*	45	3
PAOZZ	5310-366-0893	WASHER,FLAT: PUMP SHAFT 8028732 (224617)	AA	EA	1	*	*	*	*	45	4
PAOZZ	2930-737-5687	PULLEY: FAN AND WATER PUMP 7375687 (19207)	AA	EA	1	*	*	*	*	45	5
PAOZZ	4730-172-0028	FITTING LUBRICATION: MS15003-4 (96906)	AA	EA	1	*	*	*	*	45	6



(1) SMR Code	(2) Federal Stock Number	(3) Description	(4) Unit of Meas.	(5) Qty Inc In Unit	(6) 15-day organizational Maintenance alw	(7) Illustration	(a) Figure No.	(b) Item No.
Reference number & mfg. code			Usable on code	(a) 1-5	(b) 6-20	(c) 21-50	(d) 51-100	
0504-WATER PUMP-CONTINUED								
PAOZZ	2930-699-8484	PUMP ASSEMBLY, WATER: 8333784 (19207)	AA	EA	1	*	*	7
PAOZZ	5310-768-0318	NUT,PLAIN,HEXAGON: 1/2-13UNC-2,13/16 W, 27/64 THK, BRACKET MOUNTING MS51967-14 (96906)	AA	EA	2	*	*	8
PAOZZ	5310-584-5272	WASHER,LOCK: 1/2 NOM SIZE, BRACKET MOUNTING MS35338-48 (96906)	AA	EA	2	*	*	9
KFOZZ		PUMP,WATER: ENGINE COOLING 10951101 (19207)	AB	EA	1	(SEE KIT 2930-903-0679)		1
PAOZZ	5310-880-7744	NUT,PLAIN,HEXAGON: WATER PUMP HOUSING TO DRIVE HOUSING MS51967-5 (96906)	AB	EA	6	*	*	2
PAOZZ	5310-959-4679	WASHER,LOCK: WATER PUMP HOUSING TO DRIVE HOUSING MS35340-45 (96906)	AB	EA	6	*	*	3
PAOZZ	2930-901-8663	GASKET: WATER PUMP HOUSING TO DRIVE HOUSING 10889854 (19207)	AB	EA	1	*	*	4
PAOZZ	5310-167-0721	WASHER, LOCK: GENERATOR GROUND STRAP AND WATER PUMP HOUSING TO PUMP DRIVE HOUSING MS35333-41 (96906)	AB	A	1	*	*	5
PAOZZ	4720-974-7485	HOSE ASSEMBLY, NONMETALLIC: ;PUMP AIR VENT 36RUA311709 (76040)	AC	EA	1	*	*	1
PAOZZ	2910-890-2517	ELBOWL FUEL FILTER, MANIFOLD BYPASS 63AX330 (76040)	AC	EA	1	*	*	2
PAOZZ	4730-890-2380	ELBOW: OIL COOLER, RETURN 63AX440 (89619)	AC	EA	1	*	*	3
PAOFF	2930-890-2556	PUMP ASSEMBLY, WATER: 316GCA3155 (76040)	AC	EA	1	*	*	4
PAOZZ	5330-974-7549	GASKET: PUMP INLET FITTING 56AX392 (76040)	AC	EA	2	*	*	5
PAOZZ	5310-023-4374	WASHER,SPECIAL: 1/2 NOM, SIZE, WATER PUMP MOUNTING 36AX5 (76040)	AC	EA	3	*	*	6
PAOZZ	2930-890-2552	SCREW: WATER PUMP MOUNTING 1/3 NC X 4 4AX133 (76040)	AC	EA	1	*	*	7
PAOZZ	2930-974-7454	PULLEY,GROOVED: FAN AND HUB 302GC2187A (76040)	AC	EA	1	*	*	8
PAOZZ	5310-637-9541	WASHER,LOCK: 3/8 NOM. SIZE, PULLEY MOUNTING MS35338-46 (96906)	AC	EA	6	*	*	9
PAOZZ	5305-269-3210	SCREW,CAP,HEXAGON HEAD: 3/8-16UNC-2A X 7/8 PULLEY MOUNTING MS90725-59 (96906)	AC	EA	6	*	*	10

(1) SMR Code	(2) Federal Stock Number	(3) Description	(4) Unit of Meas.	(5) Qty	(6) 15-day Maintenance In Unit	(7) organizational alw Illustration	(a) Figure	(b) Item No.		
Reference number & mfg. code			Usable on code	(a)	(b)	(c)	(d)	(a) (b) (c) (d) Figure Item		
				1-5	6-20	21-50	51-100	No. No.		
0504-WATER PUMP-CONTINUED										
PAOZZ	4730-769-7737	VALVE: WATER DRAIN, PUMP 7697737 (19207)	AC	EA	1	*	*	*	47	11
PAOZZ	4730-890-2371	ADAPTER: AIR COMPRESSOR, COOLANT HOSE CONNECTOR TO PUMP 63AX1842 (76040)	AC	EA	1	*	*	*	47	12
PAOZZ	4730-890-2373	CONNECTOR: AIR COMPRESSOR, COOLANT HOSE TO ADAPTER 63AX308 (76040)	AC	EA	1	*	*	*	47	13
PAOZZ	5305-042-6417	SCREW,CAP,HEXAGON HEAD: 1/2-13UNC-2A X 1 1/2 LG PUMP MOUNTING MS90725-113 (96906)	AC	EA	2	*	*	*	47	14
PAOZZ	4720-974-7488	HOSE ASSEMBLY, NONMETALLIC: COMPRESSOR COOLANT RETURN 36RUA3132946 (76040)	AC	EA	1	*	*	*	47	15
PAOZZ	2930-974-7489	HOSE ASSEMBLY, RUBBER: COMPRESSOR COOLANT INLET 36RUA3132P9 (76040)	AC	EA	1	*	*	*	47	16
PAOZZ	4730-890-2372	ELBOW: AIR COMPRESSOR, COOLANT HOSE AT CYLINDER 63AX1214 (89619)	AC	EA	1	*	*	*	47	17
PAOZZ	2930-974-7543	GASKET: WATER PUMP MOUNTING 194215 (19207)	AC	EA	1	*	*	*	47	18
PAOZZ	4730-890-2370	PLUG: OIL DRAIN, 1/4 NPT PUMP BODY 63AX4 (89619)	AC	EA	1	*	*	*	47	19
PAOZZ	2910-974-7581	REDUCER: FUEL FLOW, FRESAE POCKET BREATHER 63AX1221 (76040)	AC	EA	1	*	*	*	47	20
PAOZZ	2520-692-5887	BREATHER: GREASE POCKET REDUCER 7764064 (19207)	AC	EA	1	*	*	*	47	21
PAOZZ	2930-903-0679	PARTS KIT, WATER PUMP DRIVE: 5702725 (19207) CONSISTING OF: 1-PUMP: 10951101 (19207) 1-GASKET: 10889854 (19207) 1-WASHER: MS35333-41 (96906)	AB	EA	1	*	*	*	46	KIT
									46	1
									46	4
									46	5
0505-FAN ASSEMBLIES										
PAOZZ	5305-225-9081	SCREW,CAP,HEXAGON HEAD: 5/16-18UNC-2A X 1 1/4, FAN TO PUMP MS90725-36 (96906)	AA	EA	6	*	*	*	48	1
PAOZZ	5310-407-9566	WAHER, LOCK; 5/16 NOM SIZE, FAN TO PUMP MS35338-45 (96906)	AA	EA	6	*	*	*	48	2

(1) SMR Code	(2) Federal Stock Number	(3) Description  Reference number & mfg. code	(4) Unit of Meas.  Usable on code	(5) Qty In Unit	(6) 15-day organizational Maintenance alw  1-5 6-20 21-50 51-100	(7) Illustration No.  (a) Figure (b) Item (c) No. (d) No.
0505-FAN ASSEMBLIES-CONTINUED						
PAOZZ	2930-737-5685	BLADE, FAN: 7375685 (19207)	AA	EA	1 * * * *	48 3
PAOZZ	3030-322-9626	BELT, V, MATCHED SET: FAN DRIVE 8331878 (19207)	AA	EA	1 * * * *	48 4
PAOZZ	4730-278-2048	CLAMP, HOSE: BY-PASS 7375228 (19207)	AA	EA	2 * * * *	48 5
PAOZZ	4730-909-8627	CLAMP,HOSE: 21/8 TO 23/8 ID MS35842-13 (96906)	AA	EA	2 * * * *	48 6
MOOZZ		HOSE,RUBBER: WATER INLET HEADER TO PUMP, 21/4 ID 103107R1 (31007) FABRICATED FROM:	AA	EA	1	48 7
PAOZZ	4720-223-8735	HOSE,RUBBER: COOLANT LINE 33-H-781 (81244)	FT	V	* * * *	48 7
MOOZZ		HOSE,RUBBER:THERMOSTAT 103113R1 (31007) FABRICATED FROM:	AA	EA	1	48 8
PAOZZ	4720-235-4127	HOSE,RUBBER: RAADIATOR 33-H-744 (80244)	FT	V	* * * *	48 8
PAOZZ	5306-225-8503	SCREW,CAP,HEXAGON HEAD: 5/16-18UNC-2A X 1 3/4 ENGINE FAN TO WATER PUMP PULLEY MS90725-39 (96906)	AB	EA	4 * * * *	49 1
PAOZZ	5310-959-4679	WASHER,LOCK:5/16 NOM. SIZE ENGINE FAN TO WATER PUMP PULLEY MS35340-45 (96906)	AB	EA	4 * * * *	49 2
PAOZZ	2930-113-0768	BLADE, FAN: ENGINE COOLING 11641747 (19207)	AB	EA	1 * * * *	49 3
PAOZZ	3030-863-7738	BELTS,V, MATCHED SET: WATER PUMP AND GENERATOR DRIVE 5702650 (19207)	AB	EA	1 * * * *	49 4
PAOZZ	5365-443-5262	SPACER, PLATE: ENGINE FAN 11641748 (19207)	AB	EA	1 * * * *	49 5
PAOZZ	3030-974-7628	BELT, V, MATCHED:SET 88GB165 (76040)	AC	EA	1 * * * *	50 1
PAOZZ	2930-974-7448	FAN: ENGINE COOLING 22MH414P56 (76040)	AC	EA	1 * * * *	50 2

(1) SMR Code	(2) Federal Stock Number	(3) Description	(4) Unit of Meas.	(5) Qty Inc In Unit	(6) 15-day Maintenance alw	(7) organizational Illustration	(a) Figure	(b) Item No.		
Reference number & mfg. code			Usable on code	(a)	(b)	(c)	(d)	(a) (b) (c) (d) Figure Item		
				1-5	6-20	21-50	51-100	No. No.		
GROUP 06-ELECTRICAL SYSTEM										
0601-GENERATORS										
PAOZZ	5310-842-1490	NUT,SLOTTED,HEXAGON: 1/2-20UNF-2B (USE WITH GENERATOR,FSN 2920-903-9534) MS35692-37 (96906)	AA	EA	1	*	*	*	51	1
PAOZZ	5310-902-9369	NUT,SELF-LOCKING,HEXAGON: 1/2-20UNF-3/4 WITH 7/16 THK (USE WITH GENERATOR, FSN 2920-293-4380) MS21083N8 (96906)	AA	EA	1	*	*	*	51	1
PAOZZ	5310-809-5998	WASHER,FLAT: 17/32 NOM SIZE SELF-LOCKING NUT MS27183-18 (96906)	AA	EA	1	*	*	*	51	2
PAOZZ	5310-584-5272	WASHER,LOCK: 1/2 NO, SIZE, SLOTTED NUT MS35338-48 (96906)	AA	EA	1	*	*	*	51	2
PAOZZ	2920-640-3097	PULLEY,GROOVED: USE WITH GENERATOR, FSN 2920-293-4380 7375243 (19207)	AA	EA	1	*	*	*	51	3
PAOZZ	2920-215-3876	ARM: GENERATOR MOUNTING 7740601 (19207)	AA	EA	1	*	*	*	51	4
PAOZZ	5310-627-6128	WASHER,LOCK:EXTERNAL TOOTH, 3/8 NOM SIZE MOUNTING ARM MS35335-35 (96906)	AA	EA	1	*	*	*	51	5
PAOZZ	5310-080-6004	WASHER,FLAT: 13/32 NOM SIZE, MOUNTING ARM MS27183-14 (96906)	AA	EA	1	*	*	*	51	6
PAOZZ	5305-269-3210	SCREW,CAP,HEXAGON HEAD: 3/8-16UNC-2A X 7/8, MOUNTING ARM MS90725-59 (96906)	AA	EA	1	*	*	*	51	7
PAOZZ	2920-903-9534	GENERATOR, ENGINE: OPTIONAL WITH GENERATOR, FSN 2920-293-4380 10950808 (19207)	AA	EA	1	*	*	*	51	8
PAOZZ	2920-293-4380	GENERATOR, ENGINE: OPTIONAL WITH GENERATOR, FSN 2920-903-9534 7355736 (19207)	AA	EA	1	*	*	*	51	8
PAOZZ	5310-088-0552	NUT, SELF-LOCKING: 7/16-20UNF-3B MOUNTING (USE WITH GENERATOR FSN 2920-903-9534) MS21044N7 (96906)	AA	EA	1	*	*	*	51	9
PAOZZ	5310-209-0965	WASHER,LOCK: 7/16 NOM SIZE MOUNTING SCREW MS35338-47 (96906)	AA	EA	1	*	*	*	51	10
PAOZZ	5305-710-4194	SCREW,CAP HEXAGON HEAD: 7/16-20UNG-2A X 1-1/2, MOUNTING MS90726-89 (96906)	AA	EA	1	*	*	*	51	11
PAOZZ	5305-710-4195	SCREW,CAP,HEXAGON HEAD: 7/16-20UNF-2A X 1-3/4, MOUNTING MS90726-90 (96906)	AA	EA	1	*	*	*	51	12

(1) SMR Code	(2) Federal Stock Number	(3) Description	(4) Unit of Meas.	(5) Qty Inc In Unit	(6) 15-day organizational Maintenance alw	(7) Illustration No.	(a) Figure No.	(b) Item No.
Reference number & mfg. code			Usable on code	(a) 1-5	(b) 6-20	(c) 21-50	(d) 51-100	
0601-GENERATORS-CONTINUED								
PAOZZ	5315-616-5526	KEY, WOODRUFF: SHAFT OF GENERATOR, FSN 2920-293-4380 MS35756-8 (96906)	AA	EA	1	*	*	13
PAOZZ	5315-816-1794	PIN, COTTER: 3 / 32 DIA X 1 INCH SLOTTED NUT MS24665-285 (96906)	AA	EA	1	*	*	14
PAOZZ	5305-269-3210	SCREW, CAP, HEXAGON HEAD: 3/8-16UNC-2A X 7 / 8, GENERATOR ADJUSTING STRAP MS90725-59 (96906)	AB	EA	1	*	*	1
PAOZZ	5310-143-6488	WASHER, KEY: GENERATOR ADJUSTING STRAP 10871194 (19207)	AB	EA	1	*	*	2
PAOZZ	5310-959-4675	WASHER, LOCK: 3/8 NOM. SIZE, GENERATOR ADJUSTING STRAP MS35340-46 (96906)	AB	EA	2	*	*	3
PAOFF	2920-293-4380	GENERATOR, ENGINE: (OPTIONAL WITH GENERATOR, FSN 2920-903-9534) 7355736 (19207)	AB	EA	1	*	*	4
PAOFF	2920-903-9534	GENERATOR, ENGINE: (OPTIONAL WITH GENERATOR, FSN 2920-293-4380) 10950808 (19207)	AB	EA	1	*	*	4
PAOZZ	5315-616-5526	KEY, WOODRUFF: GENERATOR SHAFT TO PULLY MS35756-8 (96906)	AB	EA	1	*	*	5
PAOZZ	6150-112-0236	LEAD, ELECTRICAL: GENERATOR TO WATER PUMP GROUND 11610016 (19207)	AB	EA	1	*	*	6
PAOZZ	5310-167-0721	WASHER, LOCK: INTERNAL TOOTH 5 / 16 NOM.SIZE, GENERATOR GROUND LEAD TO WATER PUMP MS35333-41 (96906)	AB	EA	1	*	*	7
PAOZZ	5340-490-4134	STRAP, RETAINING: GENERATOR ADJUSTING 1089717 (19207)	AB	EA	1	*	*	8
PAOZZ	5310-732-0558	NUT, PLAIN, HEXAGON: 3/8-16-2B, GENERATOR ADJUSTING STRAP TO WATER PUMP MS51967-8 (96906)	AB	EA	1	*	*	9
PAOZZ	5310-902-9369	NUT, SELF-LOCKING: GENERATOR PULLEY TO SHAFT MS21083N8 (96906)	AB	EA	1	*	*	10
PAOZZ	5310-809-5998	WASHER, FLAT: 17 / 32 NOM. SIZE, GENERATOR PULLEY TO SHAFT MS27183-18 (96906)	AB	EA	1	*	*	11
PAOZZ	2920-848-8405	PULLEY, GROOVED: GENERATOR 10889929 (19207)	AB	EA	1	*	*	12
PAOZZ	5310-193-7574	WASHER: GROUND LEAD TO GENERATOR END PLATE FFW 100 (81348)	AB	EA	1	*	*	13

(1) SMR Code	(2) Federal Stock Number	(3) Description  Reference number & mfg. code	(4) Unit of Meas.	(5) Qty Inc In Unit	(6) 15-day organizational Maintenance alw	(7) Illustration	(a) Figure No.	(b) Item No.			
			Usable on code	(a) 1-5	(b) 6-20	(c) 21-50	(d) 51-100				
0601-GENERATORS-CONTINUED											
PAOZZ	5315-939-0832	PIN, COTTER: 7 / 8 IN. LG, GENERATOR MOUNTING BOLT MS9245-46 (96906)	AB	EA	2	*	*	*	*	52	14
PAOZZ	5310-167-1288	NUT, CASTELLATED: GENERATOR TO MOUNTING BRACKET AN310-7 (88044)	AB	EA	2	*	*	*	*	52	15
PAOZZ	5310-184-8973	WASHER, FLAT: GENERATOR TO MOUNTING BRACKET MS9320-13 (96906)	AB	EA	4	*	*	*	*	52	16
PAOZZ	5306-143-3299	BOLT, MACHINE: GENERATOR TO MOUNTING BRACKET AN102320 (88044)	AB	EA	2	*	*	*	*	52	17
KFOZZ		SHIM: GENERATOR MOUNTING 11610015-1 (19207)	AB	EA	2	(SEE SET 2920-119-0859)				52	18
KFOZZ		SHIM: GENERATOR MOUNTING 11610015-2 (19207)	AB	EA	1	(SEE SET 2920-119-0859)				52	19
KFOZZ		SHIM: GENERATOR MOUNTING 11610015-3 (19207)	AB	EA	1	(SEE SET 2920-119-0859)				52	20
XBOZZ		LINK: GENERATOR ADJUSTING 4MJ1105 (76040)	AC	EA	1					53	1
PAOZZ	5310-808-6004	WASHER, FLAT: .406 NOM SIZE, ADJUSTING LINK SCREW MS27183-14 (96906)	AC	EA	2	*	*	*	*	53	2
PAOZZ	5310-959-4675	WASHER, LOCK: 3/8 NOM SIZE, ADJUSTING LINK SCREW MS35340-46 (96906)	AC	EA	2	*	*	*	*	53	3
PAOZZ	5305-269-3210	SCREW, CAP, HEXAGON HEAD: 3/8-UNC-2A X 7 / 8, ADJUSTING LINK SCREW MS90725-59 (96906)	AC	EA	2	*	*	*	*	53	4
PAOZZ	5315-816-1794	PIN, COTTER: 3 / 32 X 1 IN. LG, SLOTTED HEXAGON NUT MS24665-285 (96906)	AC	EA	1	*	*	*	*	53	5
PAOZZ	5310-902-9369	NUT, SELF-LOCKING, HEXAGON: 1/2 PULLEY TO ARMATURE MS21083N8 (96906)	AC	EA	1	*	*	*	*	53	6
PAOZZ	5310-842-1490	NUT, SLOTTED, HEXAGON: 1/2-28UNF-2B, PULLEY TO ARM ATURE MS35692-37 (96906)	AC	EA	1	*	*	*	*	53	6
PAOZZ	5310-584-5272	WASHER, LOCK: 1/2 NOM SIZE, PULLEY TO ARM ATURE (1), MOUNTING BRACKET (3) MS35338-48 (96906)	AC	EA	4	*	*	*	*	53	7
PAOZZ	5310-809-5997	WASHER, FLAT: 1/2 NOM SIZE, PULLEY TO ARM ATURE (1), MOUNTING BRACKET (3) MS27183-17 (96906)	AC	EA	4	*	*	*	*	53	8
PAOZZ	2920-974-7455	PULLEY, GROOVED: GENERATOR 302GC2210 (76040)	AC	EA	1	*	*	*	*	53	9
PAOZZ	5315-616-5526	KEY, WOODRUFF: PULLEY TO ARM ATURE MS35756-8 (96906)	AC	EA	1	*	*	*	*	53	10

(1) SMR Code	(2) Federal Stock Number	(3) Description	(4) Unit of Meas.	(5) Qty	(6) 15-day organizational Maintenance alw In Unit	(7) Illustration No.	(a) Figure No.	(b) Item No.		
Reference number & mfg. code			Usable on code	(a)	(b)	(c)	(d)			
				1-5	6-20	21-50	51-100			
0601-GENERATORS-CONTINUED										
PAOZZ	5305-710-4194	SCREW, CAP, HEXAGON HEAD: 7 / 16-UNF-2A X 1-1/2 MS90726-89 (96906)	AC	EA	2	*	*	*	53	11
PAOZZ		NUT, LOCK: 7 / 16-20NF, GENERATOR TO BRACKET 21AX673 (76040)	AC	EA	2	*	*	*	53	12
XBOZZ		BRACKET: GENERATOR MOUNTING 3MJ3114 (76040)	AC	EA	1				53	13
PAOZZ	5306-143-3299	BOLT, MACHINE: MOUNTING BRACKET AM102320 (88044)	AC	EA	3	*	*	*	53	14
PAOFF	2920-293-4380	GENERATOR, ENGINE: OPTIONAL WITH GENERATOR ASSEMBLY, FSN 2920-903-9534 7355736 (19207)	AC	EA	1	*	*	*	53	15
PAOFF	2920-903-9534	GENERATOR, ENGINE: OPTIONAL WITH GENERATOR ASSEMBLY, FSN 2920-293-4380 10950808 (19207)	AC	EA	1	*	*	*	53	15
PAOZZ	2920-119-0859	SHIM SET: GENERATOR MOUNTING 5702744 (19207) CONSISTING OF: 2-SHIM 1-SHIM 1-SHIM	AB	EA	1	*	*	*	52	SET
									52	18
									52	19
									52	20
0602-GENERATOR REGULATOR										
NOTE ELECTRICAL TOOL KIT, FSN 5180-876-9336, AUTHORIZED BY TOE WILL BE UTILIZED FOR APPLICABLE REPLACEMENT OF PARTS NOT SPECIFIED IN THIS GROUP										
PAOZZ	5305-995-3442	SCREW, MACHINE: MOUNTING BRACKET 7539652 (19207)	A	EA	4	*	*	*	54	1
PAOZZ	5310-045-3296	WASHER, LOCK: MOUNTING BRACKET MS35338-43 (96906)	A	EA	4	*	*	*	54	2
PAOZZ	2920-737-6366	BRACKET, MOUNTING: GENERATOR REGULATOR 7376366 (19207)	A	EA	2	*	*	*	54	3
PAOZZ	2510-040-2306	BRACKET, MOUNTING: DASH PANEL 8330263 (19207)	A	EA	1	*	*	*	54	3
PAOZZ	2920-737-4823	BRACKET, MOUNTING: AUTOLITE V8C43 (19207)	A	EA	2	*	*	*	54	3

(1) SMR Code	(2) Federal Stock Number	(3) Description	(4) Unit of Meas.	(5) Qty Inc In Unit	(6) 15-day Maintenance alw	(7) organizational Illustration	(a) Figure	(b) Item No.			
Reference number & mfg. code			Usable on code	(a)	(b)	(c)	(d)	(a)	(b)		
				1-5	6-20	21-50	51-100	No.	No.		
0602-GENERATOR REGULATOR -CONTINUED											
PAOZZ	2920-753-9614	BRACKET, MOUNTING: USED WITH REGULATOR, FSN 2920-394-5999 1916097 (16764)	A	EA	2	*	*	*	*	54	3
PAOZZ	5310-880-7746	NUT, PLAIN, HEXAGON: MOUNTING BRACKET MS51968-5 (96906)	A	EA	4	*	*	*	*	54	4
PAOZZ	5306-042-5590	SCREW, MACHINE: MOUNTING BRACKET 425594 (24617)	A	EA	4	*	*	*	*	54	5
PAOFF	2920-800-7218	REGULATOR, ENGINE GENERATOR: 11631857 (19207)	A	EA	1	*	*	*	*	54	6
PAOFF	2920-953-9784	REGULATOR, ENGINE GENERATOR: 8712283 (19207) (WHEN EXHAUSTED US 2920-800-7218)	A	EA	1	*	*	*	*	54	6
NON-ILLUSTRATED											
PAOZZ	2920-965-6859	CABLE ASSY, SPECIAL PURPOSE: GENERATOR TO REGULATOR, 81 INCHES MS51334-8 (96906)	AB	EA	1	*	*	*	*		
PAOZZ	6145-548-2927	BRAID, WIRE: GROUND STRAP 22-C-70 (80244)	A	FT	V	*	*	*	*		
PAOZZ	5340-737-4922	CUSHION: MOUNTING BRACKET, GENERATOR REGULATOR V8931 (19728)	A	EA	4	*	*	*	*		
PAOZZ	5975-322-9865	FERRULE, ELECTRICAL CONDUCTOR: GENERATOR REGULATOR 504804 (21450)	A	EA	8	*	*	*	*		
0603-STARTING MOTORS											
PAOFF	2920-640-7300	STARTER, ENGINE, ELECTRICAL: 7389561 (19207)	AA	EA	1	*	*	*	*	55	1
PAOZZ	5305-719-5349	SETSCREW: NO. 8, 0.164-32UNC-3A X 3/8 MS51963-37 (96906)		EA	1	*	*	*	*	55	2
PAOZZ	5930-548-8274	SWITCH, STARTER: 7348956 (19207)		EA	1	*	*	*	*	55	3
PAOZZ		GASKET: STARTER MOUNTING 10883262 (19207)		EA	1	*	*	*	*	55	4
PAOZZ	5310-820-6653	WASHER, LOCK: 5/8 NOM SIZE MS35338-50 (96906)		EA	3	*	*	*	*	55	5
PAOZZ	5305-724-5911	SCREW, CAP, HEXAGON HEAD: 5/8-11UNC-CA X 1-3/4 MS90725-163 (96906)		EA	3	*	*	*	*	55	6
PAOZZ	2920-860-9153	GASKET: STARTER MOUNTING (ALSO IN GASKET SET 2920-088-9372) 10889926 (19207)	AB	EA	1	*	*	*	*	56	1



(1) SMR Code	(2) Federal Stock Number	(3) Description	(4) Unit of Meas.	(5) Qty Inc In Unit	(6) 15-day Maintenance alw	(7) organizational Illustration	(a) Figure	(b) Item No.	
Reference number & mfg. code			Usable on code	(a)	(b)	(c)	(d)	(a) (b) (c) (d) Figure Item	
				1-5	6-20	21-50	51-100	No. No.	
0603-STARTING MOTORS-CONTINUED									
PAOFF	2920-226-6545	STARTER, ENGINE, ELECTRIC: ASSEMBLY (OPTIONAL WITH STARTERS, FSN 2920-267-9987, FSN 2920-999-6216 10911018-1 (19207)	AB	EA	1	*	*	*	56 2
PAOFF	2920-267-9987	STARTER, ENGINE, ELECTRIC: ASSEMBLY (OPTIONAL WITH STARTERS, FSN 2920-226-6545, FSN 2920-999-6216) 10935376 (19207)	AB	EA	1	*	*	*	56 2
PAOFF	2920-999-6216	STARTER, ENGINE, ELECTRICAL: ASSEMBLY (OPTIONAL WITH STARTERS, FSN 2920-226-6545, FSN 2920-267-9987) 10951385-1 (19207)	AB	EA	1	*	*	*	56 2
PAOZZ	5310-763-8920	NUT, PLAIN, HEXAGON: STARTER TO FLYWHEEL HOUSING MS51967-20 (96906)	AB	EA	3	*	*	*	56 3
PAOZZ	5310-045-5001	WASHERR, LOCK: 5/8 NOM. SIZE, STARTER TO FLYWHEEL HOUSING MS35340-50 (96906)	AB	EA	3	*	*	*	56 4
PAOFF	2920-267-9987	STARTER, ENGINE ELECTRIC: OPTIONAL WITH STARTER, FSN 2920-226-6545 AND FSN 2920-999-6216 10935376 (19207)	AC	EA	1	*	*	*	57 1
PAOFF	2920-226-6545	STARTER, ENGINE, ELECTRIC: OPTIONAL WITH STARTER, FSN 2920-267-9987 AND FSN 2920-999-6216 10911018-1 (19207)	AC	EA	1	*	*	*	57 1
PAOFF	2920-999-6216	STARTER, ENGINE, ELECTRIC: OPTIONAL WITH STARTER, FSN 2920-226-6545 AND FSN 290-267-9987 10951385-1 (19207)	AC	EA	1	*	*	*	57 1
PAOZZ	5305-051-0827	SCREW, CAP, HEXAGON HEAD: 5/8-11UNC-2A X C, STARTER MOUNTING MS90725-164 (96906)	AC	EA	3	*	*	*	57 2
PAOZZ	5310-820-6653	WASHER, LOCK: 5/8 NOM. SIZE, STARTER MOUNTING MS353338-50 (96906)	AC	EA	3	*	*	*	57 3
NON-ILLUSTRATED									
PAOZZ	2920-088-9372	GASKET: STARTER MOUNTING 5702692 (19207) CONSISTING OF:	AB	EA	1	*	*	*	
PAOZZ	2920-860-9153	(1) GASKET: (USED WITH LDS-46501 ENGINES) 10889926 (19207)	AB						56
PAOZZ	2920-860-9154	(1) GASKET: (NOT USED WITH THIS VEHICLE) 10889927 (19207)	AB						
PAOZZ	5945-636-8778	RELAY ASSEMBLY: STARTER CONTROL, ON LEFT FIREWALL, ENGINE SIDE	AB,AC	EA	1	*	*	*	
PAOZZ		HARNES ASSEMBLY: STARTER COTNROL RELAY TO STARTER SOLENOID 11608935-1	AB,AC	EA	1	*	*	*	

(1) SMR Code	(2) Federal Stock Number	(3) Description	(4) Unit of Meas.	(5) Qty Inc In Unit	(6) 15-day organizational Maintenance alw	(7) Illustration	(a) Figure	(b) Item No.	
Reference number & mfg. code			Usable on code	(a) 1-5	(b) 6-20	(c) 21-50	(d) 51-100	(a) Figure	(b) Item
0605-IGNITION COMPONENTS									
PAOZZ	2920-620-3961	CABLE ASSEMBLY, POWER: NUMBER 2 AND 5 SPARK PLUG 8741867 (19207)	AA	EA 2	* * *	* *	58	1	
PAOZZ	2920-620-3959	CABLE ASSEMBLY, SPARK PLUG: NUMBER 3 AND 4 SPARK PLUG MS51011-2 (96906)	AA	EA 2	* * *	* *	58	1	
PAOZZ	2920-724-3111	LEAD AND CONDUIT: NUMBER 1 AND 6 SPARK PLUG 8741868 (19207)	AA	EA 2	* * *	* *	58	1	
PAOZZ	2920-288-3126	SPARK PLUG: 200 PSI PRE-IGNITION RATING MS35909-1 (96906)	AA	EA 6	* * *	* *	58	2	
PAOZZ	2920-287-9135	SPARK PLUG: 155 PSI PRE-IGNITION RATING HOT TYPE MS35909-2 (96906)	AA	EA 6	* * *	* *	58	2	
PAOZZ	5330-883-8218	GASKET: ANNULAR, SPARK PLUG MS35769-10 (96906)	AA	EA 6	* * *	* *	58	3	
PAOFF	2920-294-3679	DISTRUBUTOR, IGNITION: WITH COIL 7353276 (19207)	AA	EA 1	* * *	* *	59	1	
PAOZZ	9905-205-2903	PLATE, IDENTIFICATION: 1919590 (16764)		EA 1	* * *	* *	59	2	
PAOZZ	2920-752-9208	COVER ASSEMBLY, DISTRIBUTOR: 7529208 (19207)		EA 1	* * *	* *	59	3	
PAOZZ	5330-753-9568	GASKET: HOUSING COVER 7539568 (19207)		EA 1	* * *	* *	59	4	
PAOZZ	2920-353-9919	CAP, IGNITION DISTRIBUTOR: 7539586 (19207)		EA 1	* * *	* *	59	5	
PAOZZ	2920-287-8245	ROTOR, IGNITION DISTRIBUTOR: 7539588 (19207)		EA 1	* * *	* *	59	6	
PAOZZ	5305-720-7763	SCREW, MACHINE: NO. 8-32UNC-2A X 3 / 16 MS35265-40 (96906)		EA 1	* * *	* *	59	7	
PAOZZ	5310-045-3299	WASHER, LOCK: NO. 8, 0.164 MS35338-42 (96906)		EA 1	* * *	* *	59	8	
PAOZZ	5910-358-6962	CA-PACITOR: (ALSO AVAILABLE IN PARTS KIT DISTRIBUTOR, FSN 2920-606-8506) 7539574 (19207)		EA 1	* * *	* *	59	9	
PAOZZ	2920-518-6810	CONTACT SET, DISRIBUTOR: (ALSO AVAILABLE IN PARTS KIT, DISTRIBUTOR, FSN 2920-606-8506) 7529209 (19207)		EA 1	* * *	* *	59	10	
PAOZZ	5305-285-5282	SCREW, ASSEMBLED WASHER: NO. 8, 0.164-32NC- 2A X 3/8, CAPACITOR BRACKET 453696 (21450)		EA 1	* * *	* *	59	11	
PAOZZ	5340-753-9572	BRACKET: FIXED CAPACITOR 7539572 (19207)		EA 1	* * *	* *	59	12	

(1) SMR Code	(2) Federal Stock Number	(3) Description	(4) Unit of Meas.	(5) Qty Inc In Unit	(6) 15-day Maintenance alw	(7) organizational Illustration	(a) Figure	(b) Item No.
Reference number & mfg. code			Usable on code	(a)	(b)	(c)	(d)	(a) (b) (c) (d) Figure Item
0605-IGNITION COMPONENTS -CONTINUED				1-5	6-20	21-50	51-100	No. No.
PAOZZ	5910-358-6962	CAPACITOR, FIXED, PAPER DIELECTRIC: IGNITION COIL PRIMARY FILTER 1916625 (24617)	EA	1	*	*	*	59 13
PAOZZ		WASHER: CAPACITOR 7539592 (19207)	EA	1	*	*	*	59 14
PAOZZ	5330-285-3428	GASKET: CAPACITOR (ALSO AVAILABLE IN PARTS KIT COUPLING, DISTRIBUTOR, FSN 2920-606-8507) 7539577 (19207)	EA	1	*	*	*	59 15
PAOZZ	5910-256-9729	CAPACITOR, FIXED, PAPER DIELECTRIC: (ALSO AVAILABLE IN PARTS KIT, COUPLING, DISTRIBUTOR, FSN 2920- 606-8507) 7539561 (19207)	EA	1	*	*	*	59 16
PAOZZ	2920-374-4543	COUPLING: CAPACITOR (ALSO AVAILABLE IN PARTS KIT COUPLING, DISTRIBUTOR, FSN 2920-606-8507) 7539576 (19207)	EA	1	*	*	*	59 17
PAOZZ	5305-281-6390	SCREW, ASSEMBLED WASHER: NO. 6, 0.138-32NC- 2A X 3/8, COUPLING TERMINAL 453648 (16764)	EA	4	*	*	*	59 18
PAOZZ		WASHER: IGNITION RESISTOR 7539592 (19207)	EA	1	*	*	*	59 19
PAOZZ	5905-337-8277	RESISTOR, IGNITION: IGNITION COIL 7539590 (19207)	EA	1	*	*	*	59 20
PAOZZ	5970-753-9571	INSULATOR, PLATE: COIL RESISTOR 7539571 (19207)	EA	1	*	*	*	59 21
PAOZZ	5330-297-7334	WASHER, NONMETALLIC: COIL FLANGE 7539566 (19207)	EA	1	*	*	*	59 22
PAOZZ	2920-358-6960	COIL,IGNITION: 7539563 (19207)	EA	1	*	*	*	59 23
PAOZZ	2920-569-8919	PLATE, IGNITION, COIL RETAINING 7539567 (19207)	EA	1	*	*	*	59 24
PAOZZ	5305-285-5285	SCREW, ASEMBLED WASHER: NO. 10, 0.190-32NF- 2A X 7 /16, COIL PLATE 453699 (21450)	EA	1	*	*	*	59 25
PAOZZ	5310-934-9757	NUT, PLAIN, HEXAGON: NO. 8,0.164-32NC-2B X 11-/32 X 1/8 THK, RESISTOR LEAD AND BREAKER LEVER SCREW MS35649-282 (96906)	EA	2	*	*	*	59 26
PAOZZ	5310-934-9751	NUT, PLAIN, HEXAGON: NO. 10, 0.190-32NF-2B 3/8 W, 1/8 THK. HOLDDOWN PLATE MS35650-302 (96906)	EA	2	*	*	*	59 27

(1) SMR Code	(2) Federal Stock Number	(3) Description	(4) Unit of Meas.	(5) Qty Inc In Unit	(6) 15-day Maintenance alw	(7) organizational Illustration	(a) Figure No.	(b) Item No.
Reference number & mfg. code			Usable on code	(a)	(b)	(c)	(d)	
				1-5	6-20	21-50	51-100	
0605-IGNITION COMPONENTS -CONTINUED								
PAOZZ	2920-358-6580	BRACKET, RESISTOR: 7539565 (19207)	EA	1	*	*	*	59 28
PAOZZ	5310-045-3299	WASHER, LOCK: NO. 8 MS35338-42 (96906)	EA	2	*	*	*	59 29
PAOZZ		SCREW: 453328 (21450)	EA	2	*	*	*	59 30
PAOZZ	2920-279-7435	LEAD, ELECTRICAL: 7539575 (19207)	AA	EA	1	*	*	59 31
PAOZZ	5940-082-4939	TERMINAL, LUG: LEAD BREAKER LEVER TO PRIMARY COIL MS35438-3 (96906)	EA	1	*	*	*	59 32
PAOZZ	6145-284-0001	WIRE, ELECTRICAL: A W G NO. 18, BLACK TERMINAL LUGS MILW76 (81349)	FT	V	*	*	*	59 33
PAOZZ	5940-020-0154	TERMINAL, LUG: LEAD BREAKER LEVER TO PRIMARY COIL 2001540WGD TAX161 (19204)	EA	1	*	*	*	59 34
PAOZZ	5305-889-3002	SCREW, MACHINE: NO. 8-32UNC-2A X 5 / 16 MS35206-242 (96906)	EA	1	*	*	*	59 35
PAOZZ	5305-801-8157	SCREW, MACHINE: (COMPONENT OF PARTS KIT, DISTRIBUTOR, FSN 2920-606-8506) 110775 (23610)	EA	1	*	*	*	59 36
PAOZZ	5310-753-9564	WASHER, FLAT: (COMPONENT OF PARTS KIT, DISTRIBUTOR, FSN 2920-606-8506) 7539564 (19207)	EA	1	*	*	*	59 37
PAOZZ	5305-285-5284	SCREW, ASSEMBLED WASHER: NO. 10, 0.190-32NF- 2A X 1/4 453697 (21450)	EA	5	*	*	*	59 38
PAOZZ	5310-823-8804	WASHER, FLAT: 1/4 NOM SIZE MS27183-9 (96906)	EA	5	*	*	*	59 39
PAOZZ	5307-753-9535	STUD, EXTENSION: DISTRIBUTOR CAP 7539535 (19207)	EA	5	*	*	*	59 40
PAOZZ	5310-753-9569	WASHER, NONMETALLIC: CAP STUD 7539569 (19207)	EA	5	*	*	*	59 41
PAOZZ	5305-285-5266	SCREW, ASSEMBLED WASHER: NO.10,0.190-32NF- 2A X 5/8, COVER 591209 (21450)	EA	8	*	*	A A	59 42
PAOZZ	2805-342-6869	GASKET: DRIVE SHAFT HOUSING TO CYLINDER BLOCK R600S283 (02978)	AA	EA	1	*	*	60 1

(1) SMR Code	(2) Federal Stock Number	(3) Description	(4) Unit of Meas.	(5) Qty Inc In Unit	(6) 15-day organizational Maintenance alw	(7) Illustration	(a) Figure	(b) Item No.		
Reference number & mfg. code			Usable on code	(a)	(b)	(c)	(d)	(a) (b) (c) (d) Figure Item		
				1-5	6-20	21-50	51-100	No. No.		
0605-IGNITION COMPONENTS										
-CONTINUED										
PAOZZ	2805-342-3450	RETAINER, TACHOMETER: DRIVEN GEAR SHAFT AND DRIVE SHAFT BEARING R600M277 (02978)	AA	EA	1	*	*	*	60	2
PAOZZ	5330-350-6870	GASKET: TACHOMETER DRIVE SHAFT BEARING RETAINER R600S285 (14351)	AA	EA	1	*	*	*	60	3
PAOZZ	5330-292-3159	SEAL, OIL: TACHOMETER DRIVE SHAFT R600S47 (14351)	AA	EA	1	*	*	*	60	4
PAOZZ	4730-421-9087	PLUG, PIPE: 1/8NPT HOUSING AND COVER MS49005-2 (96906)	AA	EA	2	*	*	*	60	5
PAOZZ	2920-358-6966	CLAMP: MOUNTING, HOUSING 7539532 (19207)	AA	EA	2	*	*	*	60	6
PAOZZ	6680-770-3972	GEAR: SHAFT, UPPER R600H214 (14351)	AA	EA	1	*	*	*	60	7
PAOZZ	4730-172-0028	FITTING, LUBRICATION: 1/8NPT, 45 DEGREE MS15003-2 (96906)	AA	EA	1	*	*	*	60	8
PAOZZ	2920-606-8507	PARTS KIT, COUPLING, DISTRIBUTOR: ELECTRICAL 5702512 (19207)	AA	EA	1	*	*	*	59	KIT
CONSISTING OF:										
1-GASKET: 7539577 (19207)									59	15
1-CAPACITOR: 7539561 (19207)									59	16
1-COUPLING: 7539576 (19207)									59	17
PAOZZ	2920-606-8506	PARTS KIT, DISTRIBUTOR: IGNITION CONTACT 5702510 (19207)	AA	EA	1	*	*	*	59	KIT
CONSISTING OF:										
1-CAPACITOR: 7539574 (19207)									59	9
1-CONTACT SET: 7529209 (19207)									59	10
1-MACHINE SCREW: 110775 (23610)									59	37
1-FLAT WASHER: 7539564 (19207)									59	37
0606-ENGINE SAFETY CONTROLS										
NOTE										
ELECTRICAL TOOL KIT, FSN 5180-876-9336, AUTHORIZED BY TOE WILL BE UTILIZED FOR APPLICABLE REPLACEMENT PARTS NO SPECIFIED IN THIS GROUP.										
PAOZZ	5930-058-1576	SWITCH,PRESSURE: LOW AIR MS27152-1 (96906)	A	EA	1	*	*	*	61	
PAOZZ	5930-776-2673	SWITCH, PRESSURE: STOPLIGHT, AIR, WITH CABLE AND CON-NECTOR, ASSEMBLY 7762673 (19207)	A	EA	1	*	*	*	61	

(1) SMR Code	(2) Federal Stock Number	(3) Description	(4) Unit of Meas.	(5) Qty Inc In Unit	(6) 15-day Maintenance alw	(7) organizational Illustration	(a) Figure	(b) Item No.
Reference number & mfg. code			Usable on code		(a) (b) (c) (d)	(a) (b) (c) (d)	(a) Figure	(b) Item No.
0606-ENGINE SAFETY CONTROLS -CONTINUED								
NON-ILLUSTRATED								
PAOZZ	5945-504-8993	SOLENOID, ELECTRICAL: OVERRIDE ENGINE GOVERNOR 10876165 (19207)	BD	EA	1	* * * *		
0607-INSTRUMENT PANEL								
NOTE ELECTRICAL TOOL KIT, FSN 5180-876-9336, AUTHORIZED BY TOE WILL BE UTILIZED FOR APPLICABLE REPLACEMENT PARTS NOT SPECIFIED IN THIS GROUP NOTE FOR REPAIR OF ELECTRICAL COMPONENTS REFER TO KIT, FSN 5935-570-1380 SUBGROUP 0613.								
PAOZZ	2590-307-8856	SWITCH, LIGHT: MS51113-1 (96906)	A	EA	1	* * * *	62	1
PAOZZ	5930-699-9438	SWITCH, ROTARY IGNITION: MS39060-2 (96906)		EA	1	* * * *	62	2
PAOZZ	5930-898-0500	SWITCH, ROTARY, WITH SCREW AND WASHER: FLOOD LIGHT(1), FUEL SELECTOR (1), WARNING(1) MS39060-1 (96906)	A	EA	3	* * * *	62	3
PAOZZ	5325-753-9255	RECEPTACLE, TURN LOCK FASTNER: INSTRUMENT CLUSTER 7539255 (19207)	A	EA	4	* * * *	62	4
PAOZZ	5330-693-0611	SEAL, RUBBER, SPECIAL: NAP COMPARTMENT DOOR 7373339 (19207)	A	EA	1	* * * *	62	5
PAOZZ	6220-538-1088	LEVER, SWITCH: FLOOD LIGHT(1) (M62, M139,M139C, M139D,M543) FUEL SELECTOR (1) (M51,M52A1,M61, M62,M543) WARNING LIGHT (1) N62MN246,M543) IGNITION SWITCH (1), LIGHT SWITCH (3) 5381088 (19207)		EA	7	* * * *	62	6
PAOZZ	5355-708-8745	KNOB ASSEMBLY: WINDSHIELD WIPER VALVE 7088745 (19207)	A	EA	1	* * * *	62	7
PAOZZ		NUT,PLAIN, HEXAGON: WINDSHIELD WIPER VALVE 7539694 (19207)	A	EA	1	* * * *	62	8
PAOZZ	2540-753-9695	VALVE ASSEMBLY, PRESSURE REGULATING: WINDSHIELD WIPER 7539695 (19207)	A	EA	1	* * * *	62	9
PAOZZ	5925-776-2620	CIRCUIT BREAKER: 7762620 (19207)	A	EA	1	* * * *	62	10
PAOZZ	5305-958-4359	SCREW, MACHINE:CIRCUIT BREAKER MS35207-246 (96906)	A	EA	1	* * * *	62	10
PAOZZ	5310-285-1616	WASHER, FLAT: WIRING HARNESS B7960-2617-6 (82817)	A	EA	1	* * * *	63	1

(1) SMR Code	(2) Federal Stock Number	(3) Description	(4) Unit of Meas.	(5) Qty Inc In Unit	(6) 15-day Maintenance alw	(7) organizational Illustration	(a) Figure	(b) Item No.			
Reference number & mfg. code			Usable on code	(a)	(b)	(c)	(d)	(a)	(b)		
				1-5	6-20	21-50	51-100	No.	No.		
0607-INSTRUMENT PANEL-CONTINUED											
PAOZZ	2590-333-1590	HARNES ASSEMBLY, INSTRUMENT: INDICATING LIGHT 8376501 (19207)	AA	EA	1	*	*	*	*	63	2
PAOZZ	2590-220-5105	HARNES ASSY, INSTRUMENT: INDICATING LIGHT 8376502 (19207)	AB,AC	EA	1	*	*	*	*	63	2
PAOZZ	5310-167-0836	WASHER, FLAT: WIRING HARNES CONNECTORS 8896953 (18876)	A	EA	5	*	*	*	*	63	3
PAOZZ	5307-752-5694	STUD, EXTENSION: GAGE TO CABLES 7526594 (19204)	A	EA	5	*	*	*	*	63	4
PAOZZ	6210-776-0412	LIGHT, PANEL: USED ON OLD TYPE PANEL WITH 1-7/8 INCH HOLE 7760412 (19207)	A	EA	3	*	*	*	*	63	5
PAOZZ	6210-295-0006	LIGHT, PANEL: USED ON NEW TYPE PANEL WITH 1 INCH HOLE 1582082 (70040)	A	EA	2	*	*	*	*	63	5
PAOZZ	6210-699-9458	LIGHT, PANEL: 8376500 (19207)	AB,AC	EA	2	*	*	*	*	63	5
PAOZZ	6240-019-0877	LAMP, INCANDESCENT: HIGH BEAM INDICATOR LIGHT (1) INSTRUMENT PANEL LIGHT (2) (USED WITH LIGHT FSN 6210-776- 0412 AND LIGHT FSN 6210-776-0418) MS15570-1251 (96906)	A	EA	3	*	*	*	*	63	6
PAOZZ	6240-266-9940	LAMP, INCANDESCENT: CLEAR HIGH BEAM INDICATOR LIGHT (1) INSTRUMENT LIGHT (2) (USED WITH LIGHT, FSN 6220-026- 4761 AND LIGHT FSN 6210-174-1375) MS25231-1829 (96906)	A	EA	3	*	*	*	*	63	6
PAOZZ	6210-738-4388	LENS, INDICATOR LIGHT: HIGH BEAM INDICATOR LIGHT (1), PANEL LIGHT (2) 7384388 (19207)	A	EA	3	*	*	*	*	63	7
PAOZZ	6210-299-5564	LENS, LIGHT: HIGH BEAM INDICATOR (USED WITH LIGHT, FSN 6210-174-1375) 7358622 (19207)	A	EA	1	*	*	*	*	63	7
PAOZZ	2510-089-3775	PANEL: CLUSTER 7971605 (19207)	A	EA	1	*	*	*	*	63	8
PAOZZ	6685-936-2139	INDICATOR, TEMPERATURE: MS24543-1 (96906)	A	EA	1	*	*	*	*	63	9
PAOZZ	2590-508-4592	COVER, INSTRUMENT PANEL, LIGHT: (USED WITH LIGHT, FSN 6210-776-0412) 7384392 (19207)	A	EA	2	*	*	*	*	63	10
PAOZZ	6680-933-3600	INDICATOR, LIQUID QUANTITY: MS24544-2 (96906)	A	EA	1	*	*	*	*	63	11
PAOZZ	6620-056-9584	INDICATOR, PRESSURE, OIL: 60 P.S.I (USED WITH TRANSMITTER 6620-814-4770) MS24541-2 (96906)	A	EA	1	*	*	*	*	63	12

(1)	(2)	(3)	(4)	(5)	(6)	(7)	(a)	(b)		
SMR Code	Federal Stock Number	Description	Unit of Meas.	Qty	15-day Maintenance	organizational alw	Illustration			
		Reference number & mfg. code	Usable on code	In Unit	(a) 1-5	(b) 6-20	(c) 21-50	(d) 51-100		
					Figure No.			Item No.		
PAOZZ	6625-321-6365	0607-INSTRUMENT PANEL-CONTINUED METER, ARBITRARY SCALE: BATTERY-GENERATOR MS24532-2 (96906)	A	EA	1	*	*	*	63	13
PAOZZ	6685-515-3478	GAGE, PRESSURE, DIAL: AIR, 120 PSI (USED WITH HOSE, FSN 2530-319-6002) 7954512 (19207)	A	EA	1	*	*	*	63	14
PAOZZ	2590-693-4173	COVER: HIGH BEAM INDICATOR LIGHT (USED WITH, FSN 6210-776-0418) 7384389 (19207)	A	EA	1	*	*	*	63	15
PAOZZ	5325-757-1963	STUD, TURNLOCK FASTENER: PANEL MOUNTING 7526590 (19207)	A	EA	4	*	*	*	63	16
PAOZZ	5305-889-3002	SCREW, MACHINE: HIGH BEAM INDICATOR LIGHT (2) PANEL LIGHTS (4) MS35206-242 (96906)	A	EA	6	*	*	*	63	17
PAOZZ	5310-045-3299	WASHER, LOCK: HIGH BEAM INDICATOR LIGHT (2), PANEL LIGHTS (4) MS35338-42 (96906)	A	EA	6	*	*	*	63	18
PAOZZ	5310-752-6591	PUSH ON NUT: CLUSTER PANEL MOUNTING STUD 7526591 (19207)	A	EA	4	*	*	*	63	19
PAOZZ	6210-174-1375	LIGHT, INDICATOR: HIGH BEAM 24V (USED ON NEW TYPE PANEL WITH 1 INCH HOLE) 7358619 (19207)	A	EA	1	*	*	*	63	20
PAOZZ	6210-776-0418	LIGHT, INDICATOR: HIGH BEAM, 24V (USED ON OLD TYPE PANEL WITH 1-7/8 INCH HOLE) 7760418 (19207)	A	EA	1	*	*	*	63	20
PAOZZ	2510-752-6596	NONILLUSTRATED SHIELD, PANEL LIGHT: 7526596 (19207)	A	EA	2	*	*	*		
PAOZZ	2510-753-9519	CASE: GAGE, WITH RESISTOR 7539519 (19207)	A	EA	4	*	*	*		
PAOZZ	2520-040-2303	SPACER, SLEEVE: BRAKE LOCK 8330243 (19207)	HA,JA,BD	EA	1	*	*	*		
PAOZZ	5930-610-6025	SWITCH ASSEMBLY: MICRO BRAKE LOCK 7355592 (19207)	HA,JA,BD	EA	1	*	*	*		
PAOZZ	2530-874-3284	LOCK ASSEMBLY, BRAKE MICRO: USED WITH VEHICLES HAVING DOUGLAS CONNECTOR 10913198 (19207)	HA,JA,BD	EA	1	*	*	*		
PAOZZ	2530-886-5872	LOCK ASSEMBLY, BRAKE, MICRO: USED WITH VEHICLES HAVING PACKARD CONNECTORS 10913199 (19207)	HA,JA,BD	EA	1	*	*	*		



(1) SMR Code	(2) Federal Stock Number	(3) Description	(4) Unit of Meas.	(5) Qty Inc In Unit	(6) 15-day Maintenance alw	(7) organizational Illustration	(a) Figure	(b) Item No.
Reference number & mfg. code			Usable on code	(a)	(b)	(c)	(d)	
				1-5	6-20	21-50	51-100	
0607-INSTRUMENT PANEL-CONTINUED								
NONILLUSTRATED-CONTINUED								
PAOZZ	2920-133-9629	SWITCH, ENGINE, STARTER: 11640178 (19207)	AB,AC	EA	1	*	*	*
PAOZZ	5325-753-9255	RECEPTACLE: INSTRUMENT CLUSTER TO PANEL FASTENER 7539255 (19207)	A	EA	4	*	*	*
PAOZZ	5930-296-6318	SWITCH, TOGGLE: SOLENOID OVERRIDE MS39061-1 (96906)	BD	EA	1	*	*	*
PAOZZ	5930-296-6319	SWITCH, TOGGLE: COLD START 24V MS39061-2 (96906)	AB,AC	EA	1	*	*	*
PAOFF	5930-791-1561	SWITCH, ROTARY: WITHOUT CABLES, FUEL SELECTOR 8380700 (19207)	AB,AC	EA	1	*	*	*
PAOZZ	5935-399-6673	SHELL, ELECTRICAL CONNECTOR: CABLE FUEL SELECTOR 161568R1 (31007)	A	EA	1	*	*	*
PAOZZ	2920-351-9657	SWITCH, MAGNETIC: 8360003 (19207)	AA	EA	1	*	*	*
PAOZZ	2920-796-2655	PARTS KIT, WIRING: ENGINE IGNITION SWITCH USED WITH SWITCH FSN 5930-699-9438 TO REPLACE SWITCH 7760409 5702401 (19207)	A	EA	1	*	*	*
CONSISTING OF:								
PAOZZ	2520-772-6808	1-BRACKET 7726808 (19207)						
KFOZZ		1-CABLE ASSEMBLY 7033742 (19207)						
KFOZZ		1-HARNES ASSEMBLY 8687079 (19207)						
KFOZZ		1-HARNES ASEMBLY 8687080 (19207)						
KFOZZ		1-INSTRUCTION SHEET						
PAOZZ	6210-688-4722	LIGHT, INDICATOR: FUEL TRANSFER MS35413-2 (96906)	AB	EA	1	*	*	*
0608-MISCELLANEOUS ITEMS								
PAOZZ	2590-808-6072	CONTROL, TURN SIGNAL: 11613632-1 (19207)	A	EA	1	*	*	*
PAOZZ	5850-076-8922	LENS, TURN SIGNAL HANDLE: 24-129 (77977)	A	EA	1	*	*	*
PAOZZ	6240-419-3185	LAMP, INCANDESCENT: TURN SIGNAL INDICATOR MS25231-1873 (96906)		EA	1	*	*	*
NONILLUSTRATED								
PAOZZ	5945-789-3706	FLASHER, TURN SIGNAL: SOLID STATE 11613631 (19207)	A	EA	1	*	*	*
PAOZZ	5945-066-3984	FLASHER, THERMAL (ALL WRECKER MODELS) 10894913 (19207)		EA	1	*	*	*
PAOZZ	5305-988-1723	SCREW, MACHINE: DIMMER SWITCH MS35206-279 (96906)	A	EA	2	*	*	*

(1) SMR Code	(2) Federal Stock Number	(3) Description	(4) Unit of Meas.	(5) Qty	(6) 15-day Maintenance In Unit	(7) organizational alw Illustration	(a) Figure No.	(b) Item No.		
Reference number & mfg. code			Usable on code	(a)	(b)	(c)	(d)			
				1-5	6-20	21-50	51-100			
0608-MISCELLANIOUS ITEMS-CONTINUED										
PAOZZ	5310-209-0786	WASHER, LOCK: DINNER SWITCH MS353335-33 (96906)	A	EA	2	*	*	*	65	2
PAOZZ	5930-092-9511	SWITCH, ELECTRICAL: HEADLIGHT DIMMER 7728788 (19207)	A	EA	1	*	*	*	65	3
PAOZZ	2590-248-4627	LEAD, ELECTRICAL: ENGINE GROUND 11610018 (19207)	AB	EA	2	*	*	*	66	1
PAOZZ	5310-595-7237	WASHER, LOCK, INTERNAL TOOTH: 3/8 NOM, SIZE, ENGINE GROUND TO TAPPET COVER AND OIL PAN RAIL MS35333-42 (96906) NONILLUSTRATED	AB	EA	2	*	*	*	66	2
PAOZZ	5945-952-3818	FLASHER, TURN SIGNAL: 7050005 (19207)	A	EA	1	*	*	*		
PAOZZ	2590-953-2179	BOX, DISTRIBUTION: 8683529 (19207)	A	EA	1	*	*	*		
PAOZZ	2590-953-2177	GASKET, DISTRIBUTION BOX: 8683543 (19207)	A	EA	1	*	*	*		
PAOZZ	2590-772-8814	HARNES, INTERVEHICULAR: 7728815 (19207)	A	EA	1	*	*	*		
PAOZZ	5935-666-1513	CONNECTOR, PLUG, ELECTRICAL: INTERVEHICULAR CABLE MALE 7731427 (19207)	EA,EB,EC, IA,IB	EA	1	*	*	*		
PAOZZ	5935-846-3884	CONNECTOR, RECEPTACLE, ELECTRICAL: IN- TERVEHICULAR CABLE (1 USED ON M52 AND M52A1) MS75021-2 (96906)	AA	EA	2	*	*	*		
PAOZZ	2590-693-4182	CABLE, LOW PRESSURE: 7762726 (19207)	A	EA	1	*	*	*		
MOOZZ		CABLE AND CONNECTOR, ELECTRICAL: FUEL SELECTOR TO CONNECTOR ASSEMBLY (USED WITH ROTARY, FUEL SELECTOR SWITCH,FSN 5930-898-0500 171210R91 (31007) FABRICATE FROM:	DA,DB,EA EB,EC, HA,BD, IA,IB	EA	1					
PAOZZ	2590-693-3730	CONNECTOR ASSEMBLY, CABLE: FUEL SELECTOR 7982398 (19207)		EA	1	*	*	*		
PAOZZ	5935-776-0599	CONNECTOR, PLUG, ELECTRICAL: FUEL SELECTOR 7760599 (19207)		EA	1	*	*	*		
PAOZZ	6145-772-0853	WIRE, ELECTRICAL: MIL13486 / 1-5 (81349)		FT	V	*	*	*		
PAOZZ	6145-772-0853	WIRE, ELECTRICAL: MIL 13486 / 1-5 (81349)		FT	V	*	*	*		

(1) SMR Code	(2) Federal Stock Number	(3) Description  Reference number & mfg. code	(4) Unit of Meas.  Usable on code	(5) Qty In Unit	(6) 15-day organizational Maintenance alw  1-5 6-20 21-50 51-100	(7) Illustration No.  (a) Figure (b) Item
0608-MISCELLANEOUS ITEMS-CONTINUED NONILLUSTRATED-CONTINUED						
MOOZZ		CABLE AND CONNECTOR, ELECTRICAL: SWITCH TO CONNECTOR ASSEMBLY (USED WITH WARNING LIGHT) 171568R91 (31007) FABRICATED FROM:	DA,DE,EA EB,EC, HA,BD IA,IB	EA	1	
PAOZZ	5935-629-9241	CONNECTOR, PLUG, ELECTRICAL: WARNING LIGHT 7760598 (19207)		EA	1 * * * *	
PAOZZ	5935-833-8561	SHELL, ELECTRICAL, CONNECTOR: WARNING LIGHT 8338561 (19207)		EA	2 * * * *	
PAOZZ	5970-833-8562	INSULATOR, BUSHING: 8338562 (19207)		EA	3 * * * *	
PAOZZ	5940-399-6676	TERMINAL LUG: 8338564 (19207)		EA	4 * * * *	
MOOZZ		CABLE AND CONNECTOR, ELECTRICAL: SWITCH TO CONNECTOR ASSEMBLY (USED WITH FLOOD LIGHT SWITCH FSN 5930-898-0500) 171566R91 (31007) FABRICATE FROM:	A	EA	1	
PAOZZ	5935-034-8009	CONNECTOR, PLUG, ELECTRICAL: FLOOD LIGHT 8338565 (19207)		EA	1 * * * *	
PAOZZ	5935-776-0599	CONNECTOR, PLUG, ELECTRICAL: FLOOD LIGHT 7760599 (19207)		EA	1 * * * *	
PAOZZ	5970-833-8562	INSULATOR, BUSHING: 8338562 (19207)		EA	4 * * * *	
PAOZZ	5935-833-8561	SHELL, ELECTRICAL CONNECTOR: MALE 8338561 (19207)		EA	2 * * * *	
PAOZZ	5940-399-6676	TERMINAL LUG: 8338564 (19207)		EA	3 * * * *	
0609-LIGHTS						
NOTE ELECTRICAL TOOL KIT, FSN 5180-876-9336, AUTHORIZED BY TOE WILL BE UTILIZED FOR APPLICABLE REPLACEMENT PARTS NOT SPECIFIED IN THIS GROUP.						
PAOZZ	6220-696-0324	HEADLIGHT ASSEMBLY: 8332127 (19207)	A	EA	2 * * * *	67 1
PAOZZ	5325-752-5365	GROMMET, RUBBER: HEADLIGHT MOUNT 7525365 (19207)		EA	1 * * * *	67 2
PAOZZ	5340-735-0577	MOUNT, RESILIENT: LAMP PLATE 7350577 (19207)		EA	1 * * * *	67 3

(1) SMR Code	(2) Federal Stock Number	(3) Description  Reference number & mfg. code	(4) Usable on code	(5) Unit of Meas. In Unit	(6) Qty 15-day Inc Maintenance alw	(7) organizational Illustration  (a) Figure (b) 1-5 (c) 6-20 (d) 21-50 (e) 51-100 No.	(8) Illustration No.
0609-LIGHTS-CONTINUED							
PAOZZ	6220-753-9550	RING: LAMP MOUNTING 7539550 (19207)		EA	1	* * * *	67 4
PAOZZ	6240-504-0981	LAMP, INCANDESCENT: CLEAR 451988 (21450)		EA	1	* * * *	67 5
PAOZZ	6240-696-0249	LAMP, INCANDESCENT: AMBER COLORED HEADLIGHT (USED ON VEHICLES IN AREAS WHERE REGULATIONS REQUIRE THE USE OF AMBER HEADLIGHTS) 8334009 (19207)		EA	1	* * * *	67 5
PAOZZ	6220-300-9908	DOOR ASSEMBLY, HEADLIGHT: 7525936 (19207)	A	EA	1	* * * *	67 6
PAOZZ	5305-984-6214	SCREW, MACHINE: LAMP DOOR MS35206-267 (96906)		EA	3	* * * *	67 7
PAOZZ	5365-732-0642	RING, RETAINING: HEADLIGHT DOOR 7320642 (19207)		EA	3	* * * *	67 8
XAOZZ		DOOR: HEADLIGHT 7529215 (19207)			1		67 9
PAOZZ	6220-353-0941	SEAL, RUBBER, SPECIAL: HEADLIGHT DOOR 7375024 (19207)		EA	1	* * * *	67 10
PAOZZ	6220-447-3477	SPRING, LENS, HEADLIGHT: DOOR SEAL 7712833 (19207)		EA	5	* * * *	67 11
PAOZZ	5305-735-0582	SETSCREW: LAMP RETAINING RING 7350582 (19207)		EA	3	* * * *	67 12
PAOZZ	5365-695-9727	RING, RETAINING: LAMP 7350581		EA	1	* * * *	67 13
PAOZZ	6220-512-9219	RING ASSEMBLY: LAMP RETAINING (USED WITH AUTOLITE HEADLIGHT) 8735610 (19207)		EA	3	* * * *	67 13
PAOZZ	5305-989-7434	SCREW, MACHINE: LAMP PLATE MOUNTING MS35207-263 (96906)		EA	8	* * * *	67 14
PAOZZ	5310-045-3296	WASHER: LAMP PLATE MS35338-43 (96906)		EA	8	* * * *	67 15
PAOZZ	5305-989-7434	SCREW, MACHINE: 10-32 X 1/2 PAN HEAD, CROSS RECESS MS35207-263 (96906)		EA	16	* * * *	67 16
PAOZZ	5310-045-3296	WASHER, LOCK: MS35338-43 (96906)		EA	16	* * * *	67 17
PAOZZ	6220-776-0505	HEADLIGHT ASSEMBLY: SHIELDED BLACKOUT 7760505 (19207)		EA	1	* * * *	68 1
PAOZZ	5325-752-5365	GROMMET, RUBBER: LIGHT BODY 7525365 (19207)		EA	1	* * * *	68 2

(1)	(2)	(3)	(4)	(5)	(6)	(7)	(a)	(b)	
SMR Code	Federal Stock Number	Description	Unit of Meas.	Qty	15-day organizational Maintenance alw	Illustration	Figure	Item	
		Reference number & mfg. code	Usable on code		(a) 1-5	(b) 6-20	(c) 21-50	(d) 51-100	
		0609-LIGHTS-CONTINUED							
PAOZZ	2520-776-5214	BODY ASSEMBLY: LIGHT 7765214 (19207)	EA	1	*	*	*	68 3	
PAOZZ	6220-283-9906	LAMP-UNIT, HEADLIGHT: 573435 (21450)	EA	1	*	*	*	68 4	
PAOZZ	6220-695-1107	DOOR, BLACKOUT LAMP: 7525940 (19207)	EA	1	*	*	*	68 5	
PAOZZ	5305-614-3423	SCREW, MACHINE: LAMP DOOR MS35265-43 (96906)	EA	3	*	*	*	68 6	
PAOZZ	6220-693-4175	SPRING, RETAINING: HEADLIGHT UNIT 7320711 (19207)	EA	3	*	*	*	68 7	
PAOZZ	6220-577-3434	LIGHT, MARKER: SPECIAL LIGHTING MS35243-1 (96906) COMPOSED OF	A	EA	2	*	*	*	69 1
PAOZZ	6220-299-7425	LENS, AMBER: MS35421-1 (96906)	EA	1	*	*	*	69 2	
PAOZZ	6240-019-0877	LAMP, INCANDESCENT: MS15570-1251 (96906)	EA	1	*	*	*	69 3	
XBOZZ		BRACKET, MARKER LIGHT: 11649244 (19207)	A	EA	2			69 4	
PAOZZ	5310-889-2528	WASHER, LOCK: PROTECTOR BOX AND BRACKET MS45904-68 (96906)	A	EA	4	*	*	*	69 5
PAOZZ	5310-959-7600	NUT, SELF-LOCKING: MOUNTING BRACKET MS51922-5 (96906)	A	EA	4	*	*	*	69 6
XBOZZ		BOX, PROTECTOR: 10945889 (19207)	A	EA	2			69 7	
PAOZZ	5310-807-1466	NUT, SELF-LOCKING: MOUNTING BRACKETS (8), LAMP- HOLDERS (8) MS21042-8 (96906)	A	EA	16	*	*	*	69 8
PAOZZ	5305-267-8973	SCREW, CAP, HEXAGON HEAD: 1/4-28UNF-2A X 9/16 MOUNTING BRACKETS MS90726-4 (96906)	A	EA	4	*	*	*	69 9
PAOZZ	5305-984-6192	SCREW, MACHINE: BRACKET MOUNTING MS35206-244 (96906)	A	EA	8	*	*	*	69 10
PAOZZ	5305-059-4568	SCREW, MACHINE: LAMP HOLDERS MOUNTING MS35190-253 (96906)	A	EA	8	*	*	*	69 11
PAOZZ	6220-337-6471	STOPLIGHT-TAILLIGHT: RIGHT MS51330-1 (96906)	A	EA	1	*	*	*	70 1
PAOZZ	6240-019-0877	LAMP, INCANDESCENT: MS15570-1251 96906)	EA	2	*	*	*	70 2	
PAOZZ	5330-297-7106	PACKING, PREFORMED: DOOR 7320658 (19207)	EA	1	*	*	*	70 3	

(1) SMR Code	(2) Federal Stock Number	(3) Description	(4) Unit of Meas.	(5) Qty Inc In Unit	(6) 15-day organizational Maintenance alw	(7) Illustration	(a) Figure	(b) Item No.		
		Reference number & mfg. code	Usable on code	(a) (b) (c) (d)			(a) Figure	(b) Item No.		
				1-5	6-20	21-50	51-100			
0609-LIGHTS-CONTINUED										
PAOZZ	6220-752-6018	DOOR ASSEMBLY WITH SCREWS: 7526017 (21450)		EA	1	*	*	*	70	4
PAOZZ	6220-669-5623	STOPLIGHT-TAILLIGHT: LEFT MS51329-1 (96906)	A	EA	1	*	*	*	71	1
PAOZZ	6220-752-6020	DOOR ASSEMBLY WITH SCREWS: 7526020 (19207)		EA	1	*	*	*	71	2
PAOZZ	5330-297-7106	PACKING PREFORMED: DOOR 7320658 (19207)		EA	1	*	*	*	71	3
PAOZZ	6240-019-0877	LAMP, INCANDESCENT: TAILLIGHT MS15570-1251 (96906)		EA	1	*	*	*	71	4
PAOZZ	6240-044-6914	LAMP, INCANDESCENT: STOPLIGHT MS35478-1683 (96906)		EA	2	*	*	*	71	5
PAOZZ	6220-500-0437	LIGHT, MARKER, CLEARANCE: BLACKOUT PARKING AND WARNING MS53047-1 (96906)	A	EA	2	*	*	*	72	1
PAOZZ	6240-044-6914	LAMP, INCANDESCENT: BLACKOUT MARKER LIGHT MS35478-1683 (96906)		EA	1	*	*	*	72	2
PAOZZ	5330-297-7106	PACKING, PREFORMED: LIGHT DOOR 7320658 (19207)		EA	1	*	*	*	72	3
PAOZZ	6220-752-6030	DOOR ASSEMBLY: 7526030 (19207)		EA	1	*	*	*	72	4
PAOZZ	6240-019-0877	LAMP, INCANDESCENT: MS15570-1251 (96906)		EA	2	*	*	*	72	5
PAOZZ	5306-225-9087	SCREW, CAP, HEXAGON HEAD: 5/16-24UNF-2A X 3/4 IN., LIGHT MOUNTING MS90726-32 (96906)	A	EA	4	*	*	*	73	1
PAOZZ	5310-889-2527	WASHER, LOCK: LIGHTING MOUNTING MS45904-72 (96906)	A	EA	4	*	*	*	73	2
PAOZZ	6220-428-5943	GUARD: BRUSH FRONT LIGHT MOUNTING 11658687 (19207)	A	EA	2	*	*	*	73	3
PAOZZ	6220-880-1624	LIGHT ASSEMBLY: FRONT 11614156 (19207)	A	EA	2	*	*	*	73	4
XAOZZ		BODY: FRONT LIGHT 11639541 (19207)			1				73	5
PAOZZ	6240-019-3093	LAMP, INCANDESCENT: 6 CP., SINGLE CONTACT MS15570-623 (96906)		EA	1	*	*	*	73	6
PAOZZ	5330-463-0200	GASKET: LIGHT DOOR 11639519-1 (19207)		EA	1	*	*	*	73	7
PAOZZ	6220-179-4325	DOOR ASSEMBLY WITH SCREWS: 11639546 (19207)		EA	1	*	*	*	73	8

(1) SMR Code	(2) Federal Stock Number	(3) Description	(4) Unit of Meas.	(5) Qty Inc In Unit	(6) 15-day organizational Maintenance alw	(7) Illustration No.	(a) Figure No.	(b) Item No.	
Reference number & mfg. code			Usable on code	(a)	(b)	(c)	(d)		
				1-5	6-20	21-50	51-100		
0609-LIGHTS-CONTINUED									
PAOZZ	6240-044-6914	LAMP, INCANDESCENT: 32 CP., SINGLE CONTACT MS35478-1683 (96906)	EA	1	*	*	*	73	9
PAOZZ	6240-019-0877	LAMP, INCANDESCENT: MS15570-1251 (96906)	EA	1	*	*	*	73	10
PAOZZ	5305-068-0502	SCREW, CAP, HEXAGON HEAD: 1/4-20UNC-2A X 3/4, PROTECTIVE HOOD MOUNTING MS90725-6 (96906)	A	EA	8	*	*	73	11
PAOZZ	2590-178-1036	BOX, PROTECTOR: LIGHT 7397758 (19207)	A	EA	2	*	*	73	12
PAOZZ	5325-682-1614	GROMMET, RUBBER: PROTECTOR BOX MS35490-8 (96906)	A	EA	8	*	*	73	13
PAOZZ	5310-088-1251	NUT, SELF-LOCKING: LIGHT PROTECTOR HOOD MS51922-1 (96906)	A	EA	8	*	*	73	14
PAOZZ	5310-809-4058	WASHER, FLAT: .281 ID, LIGHT PROTECTION HOOD MS25183-10 (96906)	A	EA	8	*	*	73	15
PAOZZ	5310-889-2528	WASHER, LOCK: PROTECTOR BOX MS45904-68 (96906)	A	EA	8	*	*	73	16
PAOZZ	5310-088-1251	NUT, SELF-LOCKING: LIGHT MOUNTING MS51922-1 (96906)	A	EA	4	*	*	74	1
PAOZZ	5310-809-4058	WASHER, FLAT: .281 ID, LIGHT MOUNTING MS27183-10 (96906)	A	EA	4	*	*	74	2
PAOZZ	6220-428-5943	GUARD: BRUSH FRONT TURN SIGNAL MOUNTING 11658687 (19207)	A	EA	2	*	*	74	3
PAOZZ	6240-044-6914	LAMP, INCANDESCENT: MS35478-1683 (96906)	A	EA	1	*	*	74	4
PAOZZ		GASKET: LENS 11620983 (19207)	A	EA	1	*	*	74	5
PAOZZ		LENS, AMBER: 11620987-1 (19207)	A	EA	1	*	*	74	6
PAOZZ	2590-178-1036	BOX, PROTECTOR: LIGHT HOOD 7397758 (19207)	A	EA	2	*	*	74	7
PAOZZ	5325-682-1614	GROMMET: PROTECTOR BOX MS35490-8 (96906)	A	EA	2	*	*	74	8
PAOZZ	5310-959-7600	NUT, SELF-LOCKING: PROTECTOR HOOD MOUNTING MS51922-5 (96906)	A	EA	8	*	*	74	9
PAOZZ	5310-889-2528	WASHER, LOCK: PROTECTOR HOOD MOUNTING MS45904-68 (96906)	A	EA	8	*	*	74	10
PAOZZ	5305-068-0502	SCREW, CAP, HEXAGON HEAD: 1/4-20UNC-2A X 3/4, PROTECTOR HOOD MOUNTING MS90725-6 (96906)	A	EA	8	*	*	74	11

(1)	(2)	(3)	(4)	(5)	(6)	(7)	(a)	(b)
SMR Code	Federal Stock Number	Description	Unit of Meas.	Qty	15-day Maintenance	organizational alw	Illustration	
		Reference number & mfg. code	Usable on code	In Unit	(a) 1-5	(b) 6-20	(c) 21-50	(d) 51-100
					No.	Figure	Item	No.
		0609-LIGHTS-CONTINUED						
PAOZZ	6220-880-1625	TAILLIGHT ASSEMBLY, COMPOSITE: 11614157 (19207)	A	EA	2	*	*	*
PAOZZ	6220-179-4324	DOOR ASSEMBLY, WITH SCREWS: 11639535 (19207)		EA	1	*	*	*
PAOZZ	5330-462-0907	GASKET: COMPOSITE TAILLIGHT 11639519-2 (19207)		EA	1	*	*	*
PAOZZ	6240-019-0877	LAMP, INCANDESCENT: MS15570-1251 (96906)		EA	2	*	*	*
PAOZZ	6240-044-6914	LAMP, INCANDESCENT: 32 CP, SINGLE CONTACT MS35478-1638 (96906)		EA	1	*	*	*
PAOZZ	6240-019-3093	LAMP, INCANDESCENT: 6 CP, SINGLE CONTACT MS15570-623 (96906)		EA	1	*	*	*
XAOZZ		BODY ASSEMBLY: LIGHT 11639520 (19207)			1			
XBOZZ		BRACKET: LIGHT MOUNTING (LEFT) 11649243-1 (19207)	A	EA	1			
XBOZZ		BRACKET: LIGHT MOUNTING (RIGHT) 11649243-2 (19207)	A	EA	1			
PAOZZ	5306-225-9087	SCREW, CAP, HEXAGON HEAD: 5/16-24UNF-2A X 3/4. LIGHT MOUNTING MS90726-32 (96906)	A	EA	8	*	*	*
PAOZZ	5310-889-2527	WASHER, LOCK: LIGHT MOUNTING MS45904-72 (96906)	A	EA	8	*	*	*
PAOZZ	6220-878-7301	FLOODLIGHT, ELECTRIC: (WITH MOUNTING BRACKET) MS51320-1 (96906)	HA,JA,BD	EA	3	*	*	*
PAOZZ	5310-639-1497	WASHER, FLAT: LIGHT TO MOUNTING BRACKET 2W1-24-36-64 (43999)	HA,JA,BD FJ,EF	EA	4	*	*	*
PAOZZ	5310-809-5998	WASHER, FLAT: .531 ID, LIGHT MOUNTING MS27183-18 (96906)	HA,JA,BD FJ,EF	EA	4	*	*	*
PAOZZ	6240-295-2421	LAMP, INCANDESCENT: FLOOD LIGHT 7416874 (19207)	HA,JA,BD	EA	1	*	*	*
PAOZZ	5340-741-6869	SPRING, RETAINING: LAMP 7416869 (19207)	HA,JA,BD FJ,EF	EA	4	*	*	*
PAOZZ	6220-738-5905	DOOR ASSEMBLY, FLOODLIGHT: 7385905 (19207)	HA,JA,BD FJ,EF					
PAOZZ	6220-338-1083	LIGHT, DOME: 110V WHITE 7092279 (19207)	CE,CF CG	EA	6	*	*	*
PAOZZ	6220-338-1086	LIGHT, DOME:110V BLUE 7092284 (19207)	CE,CF CG	EA	1	*	*	*



(1)	(2)	(3)	(4)	(5)	(6)	(7)	(a)	(b)		
SMR Code	Federal Stock Number	Description	Unit of Meas.	Qty	15-day Maintenance	organizational alw	Illustration			
		Reference number & mfg. code	Usable on code		(a) 1-5	(b) 6-20	(c) 21-50	(d) 51-100		
							Figure No.	Item No.		
		0609-LIGHTS-CONTINUED								
PAOZZ	6220-500-3185	LENS,LIGHT:110V WHITE 8328122 (19207)	CE,CF CG	EA	1	*	*	*	77	2
PAOZZ	6220-025-3697	LENS,LIGHT:110V BLUE 89985 (19975)	CE,CF CG	EA	1	*	*	*	77	2
PAOZZ	6240-269-0958	LAMP,INCANDESCENT:WHITE 75A115V (08108)	CE,CF CG	EA	1	*	*	*	77	3
PAOZZ	6240-143-3059	LAMP,INCANDESCENT:BLUE BLACKOUT MS15586-5 (96906)	CE,CF	EA	1	*	*	*	77	3
		NONILLUSTRATED								
PAOZZ	6220-832-7131	GASKET:COLLECTOR,USED WITH COLLECTOR FLOODLIGHT 8327131 (19207)	HA,JA,BD	EA	1	*	*	*		
PAOZZ	6220-999-7805	LIGHT,WARNING,AMBER: 8747985-1 (19207)	HA,JA,BD FJ,EF	EA	1	*	*	*		
PAOZZ	6240-999-7806	LAMP-UNIT,AMBER:WARNING SIGNAL LIGHT 10944453-1 (19207)	A	EA	1	*	*	*		
PAOZZ	6250-741-8960	LAMPHOLDER AND CLAMP:INSPECTION LIGHT 7408960 (19207)	HA,JA,BD FJ,EF	EA	1	*	*	*		
		0610-SENDING UNITS AND WARNING SWITCHES NOTE ELECTRICAL TOOL KIT,FSN 5180-876-9336,AUTHORIZED BY TOE WILL BE UTILIZED FOR APPLICABLE REPLACEMENT PARTS NOT SPECIFIED IN THIS GROUP.								
PAOZZ	5305-088-9044	CREW,MACHINE:FUEL TANK TRANSMITTER (5 ,ONLY USED ON M39,M40,M41,M54,M55,M63,M139,M139C,M139D M246 ) MS35207-260 (96906)	DA,DB,EA EB,EC,HA, BD	EA	10	*	*	*	78	1
PAOZZ	5310-753-9073	WASHER:SPECIAL VENT COVER SCREW,COPPER,FUEL TANK TRANSMITTER (5 ONLY USED ON M39, M40,M41,M54,M55, M63, M139, M139C,M139D ,M246) 7539073 (19207)	DA,DB,EA EB,EC,HA, BD	EA	10	*	*	*	78	2
PAOZZ	6680-515-3458	TRANSMITTER,LIQUID QUANTITY:FUEL TANK (1 ONLY USED ON M39, M40, M41, M54, M55, M63, M139, M139C, M139D, M246) 1517596 (70040)	DA,DB,EA EB,EC,HA, BD	EA	2	*	*	*	78	3
PAOZZ	6680-226-4574	TRANSMITTER,LIQUID QUANTITY:FUEL TANK 8376491 (19207)	CC,CD,DE, DF,FE,FG FH,EG,FJ	EA	1	*	*	*	78	3

(1) SMR Code	(2) Federal Stock Number	(3) Description	(4) Unit of Meas.	(5) Qty Inc In Unit	(6) 15-day Maintenance alw	(7) organizational Illustration	(a) Figure	(b) Item No.			
Reference number & mfg. code			Usable on code	(a)	(b)	(c)	(d)	(a) (b) (c) (d) Figure Item			
				1-5	6-20	21-50	51-100	No. No.			
0610-SENDING UNITS AND WARNING SWITCHES-CONTINUED											
PAOZZ	2910-753-9072	GASKET:FUEL TANK TRANSMITTER (1 USED ON M39,M40,M41, M54,M55,M63,M139,M139C,M139D,M246) 7539072 (19207)	DA,DB,EA, HA,BD	EA	2	*	*	*	*	78	4
PAOZZ	4730-188-1854	NIPPLE:1/4 X 1-1/2 SHORT,OIL PRESSURE TRANSMITTER TEE PIPE TO CRANKCASE 105407 (21450)	AA	EA	1	*	*	*	*	79	1
PAOZZ	4730-202-6491	BUSHING:3/8 NPT X 1/4 NPT 119928 (21450)	AA	EA	1	*	*	*	*	79	1
PAOZZ	6620-814-4770	TRANSMITTER,PRESSURE:OIL GAGE 60 PSI USED W/INDICATOR,FSN 6620-056-9584 MS24538-1 (96906)	AA	EA	1	*	*	*	*	79	2
PAOZZ	4730-249-2029	TEE,PIPE:OIL GAUGE TRANSMITTER WWP521 (81348)		EA	1	*	*	*	*	79	3
PAOZZ	4730-288-8572	PLUG:OIL PRESSURE TRANSMITTER TO NIPPLE TEE PIPE WWP471TYPE1 (81348)	AA	EA	1	*	*	*	*	79	4
PAOZZ	6685-814-5271	TRANSMITTER,TEMPERATURE:WATER MS24537-1 (96906)	AA	EA	1	*	*	*	*	79	5
PAOZZ	6620-814-4770	TRANSMITTER,PRESSURE:OIL PRESSURE MS24538-1 (96906)	AB	EA	1	*	*	*	*	80	1
PAOZZ	4730-301-7470	COUPLING,PIPE:PRESSURE SENDING UNIT 444000 (24617)	AB	EA	1	*	*	*	*	80	2
PAOZZ	4730-542-5599	ELBOW,PIPE:OIL PRESSURE SENDING UNIT 44055 (21450)	AB	EA	1	*	*	*	*	80	3
PAOZZ	6685-814-5271	TRANSMITTER,TEMPERATURE:WATER MS24537-1 (96906)	AB	EA	1	*	*	*	*	80	4
PAOZZ	6685-814-5271	TRANSMITTER,TEMPERATURE:NEAR WATER OUTLET MANIFOLD MS24537-1 (96906)	AC	EA	1	*	*	*	*	81	1
PAOZZ	6620-814-4770	TRANSMITTER,OIL PRESSURE:OIL COOLER OUTLET TUBE TO BASE PLATE MS24538-1 (96906)	AC	EA	1	*	*	*	*	81	2
0611-HORN											
PAOZZ	2590-612-2181	COVER,HORN BUTTON:(ALSO AVAILABLE IN HORN BUTTON PARTS KIT,FSN 2590-606-8504) 7351271 (19207)	A	EA	1	*	*	*	*	82	1
PAOZZ	2590-384-0570	BUTTON,HORN CONTACT:(ALSO AVAILABLE IN HORN BUTTON PARTS KIT,FSN 2590-606-8504) 6184126 (19207)	A	EA	1	*	*	*	*	82	2

(1) SMR Code	(2) Federal Stock Number	(3) Description	(4) Unit of Meas.	(5) Qty Inc In Unit	(6) 15-day organizational Maintenance alw	(7) Illustration					
Reference number & mfg. code			Usable on code	(a) 1-5	(b) 6-20	(c) 21-50	(d) 51-100	(a) Figure No.	(b) Item No.		
0611-HORN-CONTINUED											
PAOZZ	2590-215-4048	CONTACT,ELECTRICAL:(ALSO AVAILABLE IN HORN BUTTON PARTS KIT,FSN 2590-606-8504) 5214327 (19207)	A	EA	1	*	*	*	*	82	3
PAOZZ	2590-253-7229	SPRING,HELICAL,COMPRESSION:(ALSO AVAILABLE IN HORN BUTTON PARTS KIT,FSN 2590-606-8504) 5214326 (19207)	A	EA	1	*	*	*	*	82	4
PAOZZ	2590-374-0826	CONTACT.ELECTRICAL: (ALSO AVAILABLE IN HORN BUTTON PARTS KIT,FSN 2590-606-8504) 5214325 (76040)	A	EA	1	*	*	*	*	82	5
PAOZZ	2590-737-3216	PLATE,BASE,HORN BUTTON:(ALSO AVAILABLE IN HORN BUTTON PARTS KIT, FSN 2590-606-8504) 7373216 (19207)	A	EA	1	*	*	*	*	82	6
PAOZZ	2590-752-1492	CABLE ASSEMBLY:HORN BUTTON 7521492 (19207)	A	EA	1	*	*	*	*	82	7
PAOZZ	5310-833-8567	WASHER:CABLE SHELL 8338567(19207)	A	EA	1	*	*	*	*	82	8
PAOZZ	5935-572-9180	SHELL:CABLE 8338566 (19207)	A	EA	1	*	*	*	*	82	9
PAOZZ	5340-693-4174	BUSHING,RUBBER:CABLE SHELL(ALSO AVAILABLE IN HORN BUTTON PARTS KIT,FSN 2590-606-8504) 7521491 (19207)	A	EA	1	*	*	*	*	82	10
PAOZZ	5310-735-1273	WASHER,SHOULDERED:CABLE INSULATOR (ALSO AVAILABLE IN HORN BUTTON,PARTS KIT FSN 2590-606-8504) 7351273 (19207)	A	EA	1	*	*	*	*	82	11
PAOZZ	2590-253-7230	SPRING,HELICAL,COMPRESSION:(ALSO AVIALABLE IN HORN BUTTON PARTS KIT FSN 2590-606-8504) 5214324 (19207)	A	EA	1	*	*	*	*	82	12
KFOZZ		INSULATOR:CABLE 5214427 (19207)	A		1	(SEE KIT 2590-606-8504)			82	13	
PAOZZ	5305-014-9921	SCREW,MACHINE:CONTACT PLATE MS35495-93 (96906)	A	EA	3	*	*	*	*	82	14
PAOZZ	5945-240-1684	SOLENOID,HORN ASSEMBLY: MS17981-1 (96906)	A	EA	1	*	*	*	*	83	1
PAOZZ	2590-900-1640	HORN,ELECTRICAL,AIR: MS51301-1 (96906)	A	EA	1	*	*	*	*	83	2
PAOZZ	2920-706-1110	BRACKET,MOUNTING: 7061110 (19207)	A	EA	1	*	*	*	*	83	3
PAOZZ	5305-267-8974	SCREW,CAP,HEXAGON HEAD:MOUNTING BRACKET MS90726-8 (96906)	A	EA	2	*	*	*	*	83	4

(1) SMR Code	(2) Federal Stock Number	(3) Description	(4) Unit of Meas.	(5) Qty Inc In Unit	(6) 15-day organizational Maintenance alw	(7) Illustration	(a) Figure	(b) Item No.		
Reference number & mfg. code			Usable on code	(a) 1-5	(b) 6-20	(c) 21-50	(d) 51-100	(a) Figure	(b) Item No.	
0611-HORN-CONTINUED										
PAOZZ	5310-877-5796	NUT,SELF-LOCKING:MOUNTING BRACKET MS21044N4 (96906)	A	EA	2	*	*	*	83	5
PAOZZ	2590-606-8504	PARTS KIT,HORN BUTTON: 5702506 (19207) CONSISTING OF: 1-COVER 7351271 (19207) 1-BUTTON 6184126 (19207) 1-CONTACT 5214327 (19207) 1-SPRING 5214326 (19207) 1-CONTACT 5214325 (76040) 1-PLATE 7373216 (19207) 1-BUSHING 7521491 (19207) 1-WASHER 7351273 (19207) 1-SPRING 5214324 (19207) 1-INSULATOR 5214427 (19207) 1-GASKET 7351272 (19207)	A	EA	1	*	*	*	82	KIT
								82	1	
								82	2	
								82	3	
								82	4	
								82	5	
								82	6	
								82	10	
								82	11	
								82	12	
								82	13	
								82	NI	
0612-BATTERIES,STORAGE (WET OR DRY)										
PAOZZ	5940-549-6583	TERMINAL LUG:NEGATIVE MS75004-2 (96906)	A	EA	2	*	*	*	84	1
PAOZZ	5306-050-1924	BOLT,MACHINE:NEGATIVE AND POSITIVE TERMINAL LUGS 501924 (21450)		EA	4	*	*	*	84	2
PAOZZ	5306-021-3548	BOLT,MACHINE:NEGATIVE AND POSITIVE TERMINAL LUGS 7378201 (19207)		EA	4	*	*	*	84	3
XAOZZ		TERMINAL LUG,NEGATIVE: 548090 (21450)			2				84	4
PAOZZ	5310-732-0558	NUT,PLAIN,HEXAGON:CABLE TERMINAL LUGS MS51967-8 (96906)		EA	4	*	*	*	84	5
PAOZZ	5310-880-7744	NUT,PLAIN,HEXAGON:NEGATIVE AND POSITIVE TER- MINAL LUGS MS51967-5 (96906)		EA	4	*	*	*	84	6
PAOZZ	6140-776-2738	LEAD,STORAGE BATTERY:INTERCONNECTING AND POSITIVE LEADS (11 FEET) 7762738 (19207)	A	FT	V	*	*	*	84	7
PAOZZ	6145-805-3354	WIR,ELECTRICAL:STORAGE BATTERY LEAD M13486/ 1-2 (81349)		EA	V	*	*	*	84	8
PAOZZ	5970-705-6639	INSULATION SLEEVING,ELECTRICAL: WIRE TO TERMINAL LUG 7056639 (19207)		EA	V	*	*	*	84	9

(1) SMR Code	(2) Federal Stock Number	(3) Description	(4) Unit of Meas.	(5) Qty Inc In Unit	(6) 15-day Maintenance alw	(7) organizational Illustration	(a) Figure No.	(b) Item No.	
Reference number & mfg. code			Usable on code	(a)	(b)	(c)	(d)		
				1-5	6-20	21-50	51-100		
0612-BATTERIES,STORAGE (WET OR DRY) -CONTINUED									
PAOZZ	5940-113-8191	TERMINAL LUG:WIRE MS25036-127 (96906)	EA	6	*	*	*	84	10
PAOZZ	5940-549-6581	TERMINAL LUG,POSITIVE: MS75004-1 (96906)	A	EA	2	*	*	84	11
XAOZZ		TERMINAL LUG,POSITIVE: 583708 (21450)		2				84	12
PAOZZ	6140-776-2737	LEAD,STORAGE BATTERY:POSITIVE 7762737 (19207)	A	EA	1	*	*	84	13
PAOZZ	5310-950-0039	NUT,SELF-LOCKING: BATTERY LEAD GROUND(1) AND BOX THUMB SCREW (2) MS21044N6 (96906)		EA	3	*	*	84	14
PAOZZ	5305-042-5604	BOLT,ASSEMBLED WASHER:POSITIVE BATTERY LEAD TO GROUND 425604 (21450)		EA	1	*	*	84	15
PAOZZ	2590-040-2187	RETAINER,BATTERY: MS53046-3 (96906)	A	EA	1	*	*	84	16
PAOZA	6140-057-2554	BATTERY,STORAGE: MS35000-3 (96906)	A	EA	2	*	*	84	17
PAOZZ	2590-753-9504	BOX,BATTERY: 7539504 (19207)	A	EA	1	*	*	84	18
PAOZZ	5310-088-0553	NUT,SELF-LOCKING: BOX SUPPORT CLAMP MS21044N5 (96906)	A	EA	2	*	*	84	19
PAOZZ	6140-737-3211	CLAMP:BOX SUPPORT TO BOX 7373211 (19207)	A	EA	2	*	*	84	20
PAOZZ	5310-264-4085	WASHER,SPRING TENSION: BOX SUPPORT CLAMP MOUNTING 7372766 (19207)	A	EA	2	*	*	84	21
PAOZZ	5306-225-9088	CREW,CAP,HEXAGON HEAD:5/16-24UNF-2A X 7/8 IN.,BOX SUPPORT CLAMP MS90726-33 (96906)	A	EA	2	*	*	84	22
PAOZZ	5310-627-6128	WASHER,LOCK:BOX THUMB SCREW MS35335-35 (96906)	A	EA	2	*	*	84	23
PAOZZ	5305-335-4665	THUMBSCREW:BATTERY BOX 7373236 (19207)	A	EA	2	*	*	84	24
PAOZZ	5306-739-7754	BOLT,ASSEMBLY,HOOK:(INCLUDING NUT) BATTERY RETAINER 7397754 (19207)	A	EA	5	*	*	84	25
0613-HULL OR CHASSIS WIRING HARNESS									
PAOZZ		RECEPTACLE ASSEMBLY:BATTERY SLAVE 7731421 (19207)	A	EA	1	*	*	85	1

(1) SMR Code	(2) Federal Stock Number	(3) Description	(4) Unit of Meas.	(5) Qty Inc In Unit	(6) 15-day organizational Maintenance alw	(7) Illustration	(a) Figure	(b) Item No.	
Reference number & mfg. code			Usable on code	(a) 1-5	(b) 6-20	(c) 21-50	(d) 51-100		
0613-HULL OR CHASSIS WIRING HARNESS -CONTINUED									
PAOZZ	2590-737-3246	GROMMET:CAB FLOOR PANEL 7373246 (19207)	A	EA	2	*	*	85	2
PAOZZ	5310-959-7600	NUT,SLEF-LOCKING:RECEPTACLE COVER (4), HARNESS CLAMPS (13) MS51922-5 (96906)	A	EA	17	*	*	86	1
PAOZZ	5305-068-0506	SCREW,CAP,HEXAGON HEAD:1/4-28UNF-2A X 3/4 IN., HARNESS CLAMPS MS90726-6 (96906)	A	EA	13	*	*	86	2
PAOZZ		CLAMP,LOOP: 8330338 (19207)	A	EA	1	*	*	86	3
PAOZZ	5935-773-1428	COVER,ELECTRICAL:TRAILER RECEPTACLE (WITH HINGE) 7731428 (19207)	A	EA	1	*	*	86	4
PAOZZ	5305-267-8979	SCREW,CAP,HEXAGON HEAD: 1/4-28UNF-2A X 1- 3/4 IN., TRAILER RECEPTACLE COVER MS90726-13 (96906)	A	EA	4	*	*	86	5
PAOZZ	5340-419-3077	CLAMP,LOOP:TRAILER RECEPTACLE BRANCH 8330343 (19207)	A	EA	1	*	*	86	6
PAOZZ	5340-445-4557	CLAMP,LOOP:MAIN BRANCH 8330341 (19207)	A	EA	7	*	*	86	7
PAOZZ	5340-088-1254	CLAMP,LOOP: MS21333-104 (96906)	A	EA	1	*	*	86	8
PAOZZ		CLAMP,LOOP: 7059459 (19207)	A	EA	2	*	*	86	9
PAOZZ		CLAMP,LOOP: 8330337 (19207)	A	EA	1	*	*	86	10
NONILLUSTRATED									
PAOZZ	2590-561-6104	CONNECTOR AND LEAD ASSEMBLY:IGNITION SWITCH TO LOW PRESSURE FEED AND FILTER 171211R91 (31007)	A	EA	1	*	*		
PAOZZ	2590-561-6105	CONNECTOR AND LEAD ASSEMBLY:BATTERY TO IGNITION SWITCH 171209R91 (19207)	A	EA	1	*	*		
PAOZZ	2590-735-5938	BRACKET,POLARIZING RECEPTACLE:USED WITH CONNECTOR FSN 5935-773-1429 AND FSN 5935-306-2023 7355938 (19207) FB,RA,ZA HA BE IA,LA,MA JA,BD	BG	EA	1	*	*		

(1)	(2)	(3)	(4)	(5)	(6)	(7)	(a)	(b)	
SMR Code	Federal Stock Number	Description	Unit of Meas.	Qty	15-day Maintenance	organizational alw	Illustration		
		Reference number & mfg. code	Usable on code		(a) 1-5	(b) 6-20	(c) 21-50	(d) 51-100	
							Figure No.	Item No.	
		0613-HULL OR CHASSIS WIRING HARNESS -CONTINUED NONILLUSTRATED-CONTINUED							
PAOZZ	2590-972-2614	LEAD,ELECTRICAL,BRANCHED:COLD STARTING 10931908 (19207)	IA,IB,IC ID	EA	1	*	*	*	*
PAOZZ	5340-809-1492	CLAMP,LOOP: .75 STEEL CUSHIONED MS21333-100 (96906)	HA,JA,BD	EA	1	*	*	*	*
PAOZZ	5340-988-1162	CLAMP,LOOP: .625 STEEL CUSHIONED MS21333-113 (96906)	EA,EB,EC IA,IB	EA	1	*	*	*	*
PAOZZ	5925-894-8015	CIRCUIT BREAKER:ELECTRIC POWER SYSTEM MIL-C-13516/2-1 (81349)	A	EA	1	*	*	*	*
PAOZZ	5925-740-9996	CIRCUIT BREAKER:FLOOD LIGHT (OPTIONAL WITH BREAKER, FSN 5925-752-6909)	HA,BE,IA LA,MA,JA	EA	1	*	*	*	*
PAOZZ	5925-752-6909	106142R91 (31007) CIRCUIT BREAKER:AUTOMATIC RESET 105229R1 (31007)	BD HA,BE,IA LA,MA,JA	EA	1	*	*	*	*
PAOZZ	5930-776-2673	SWITCH,WITH CABLE AND CONNECTOR:STOPLIGHT AND AIR 7762673 (19207)	A	EA	1	*	*	*	*
PAOZZ	5945-296-8464	FLASHER,THERMAL:(NOT WATERPROOF) 7533788 (19207)	A	EA	1	*	*	*	*
PAOZZ	5975-504-8992	CAP,ELECTRICAL:SLIP RING 10876367 (19207)	BD	EA	3	*	*	*	*
PAOZZ	5977-504-8967	HOLDER,ELECTRICAL,CONTACT BRUSH:SLIP RING PLATE SUPPORT 10876136 (19207)	BD	EA	3	*	*	*	*
PAOZZ	5945-066-3984	FLASHER,THERMAL:WATERPROOF 10894913 (19207)	A	EA	2	*	*	*	*
		GROUP 07-TRANSMISSION							
		0700-TRANSMISSION ASSEMBLY							
PAOZZ	5330-234-3317	GASKET:CASE COVER 8327322 (19207)	A	EA	2	*	*	*	87 1
PAOZZ	2520-354-0771	COVER,ACCESS:CASE 5323473 (19207)	A	EA	2	*	*	*	87 2
PAOZZ	5306-145-1069	BOLT SELF-LOCKING: ACCESS COVER 7748663 (19207)	A	EA	6	*	*	*	87 3
PAOZZ	4730-278-3357	PLUG,PIPE:OIL DRAIN 103881 (31007)	A	EA	1	*	*	*	87 4
PAOZZ	4730-737-5248	PLUG,PIPE:CASE 7375248 (19207)	A	EA	1	*	*	*	87 5

(1) SMR Code	(2) Federal Stock Number	(3) Description	(4) Unit of Meas.	(5) Qty Inc In Unit	(6) 15-day organizational Maintenance alw	(7) Illustration	(a) Figure	(b) Item No.		
Reference number & mfg. code			Usable on code	(a) 1-5	(b) 6-20	(c) 21-50	(d) 51-100	(a) Figure	(b) Item	
0703-TRANSMISSION CLUTCH AND CLUTCH CONTROLS										
PAOZZ	5340-752-0976	PLUG,EXPANSION:LEVER SHAFT HOLE 7520976 (19207)	A	EA	1	*	*	*	88	1
PAOZZ	2520-752-0957	GASKET:INSPECT HOLE COVER 7520957 (19207)	A	EA	1	*	*	*	88	2
PAOZZ	2520-752-0956	COVER,PLATE,ACCESS:INSPECTION HOLE 7520956 (19207)	A	EA	1	*	*	*	88	3
PAOZZ	5310-407-9566	WASHER,LOCK:COVER PLATE MS35338-45 (96906)	A	EA	6	*	*	*	88	4
PAOZZ	5305-225-8499	SCREW,CAP,HEXAGON HEAD:COVER PLATE MS90725-34 (96906)	A	EA	6	*	*	*	88	5
PAOZZ	4730-288-8497	CUP,GREASE:CLUTCH RELEASE SHAFT 112465 (12204)	A	EA	2	*	*	*	88	6
PAOZZ	4730-278-4216	ELBOW,PIPE:CLUTCH RELEASE SHAFT 7337759 (19207)	A	EA	2	*	*	*	88	7
PAOZZ	5330-286-6815	SEAL,PLAIN,ENCASED:LEVER SHAFT HOLE 500021 (21450)	A	EA	1	*	*	*	88	8
0704-TRANSMISSION TOP COVER ASSEMBLY										
PAOZZ	5355-350-2457	KNOB:GEAR SHIFT HAND LEVER A167632 (19207)	A	EA	1	*	*	*	89	1
PAOZZ	5310-834-8732	NUT,HEXAGON:LEVER KNOB MS35691-33 (96906)	A	EA	1	*	*	*	89	2
PAOZZ	4820-726-4719	VALVE,ASSEMBLY,AIR: 5196397 (19207)	A	EA	1	*	*	*	90	1
PAOZZ	5340-232-5723	PLUG,EXPANSION:REVERSE AND FIRST SPEED SHIFTING ROD HOLE MS35648-6 (96906)	A	EA	3	*	*	*	90	2
GROUP 08-TRNASFER AND FINAL DRIVE ASSEMBLIES										
0801-POWER TRANSFER AND FINAL DRIVE ASSEMBLIES										
PAOZZ	4730-954-1281	PLUG,PIPE:HEADLESS TRANSFER CASE MS49005-4 (96906)	A	EA	1	*	*	*	91	1
PAOZZ	4730-045-9835	PLUG,PIPE,MAGNETIC:DRAIN MS49006-14 (96906)	A	EA	1	*	*	*	91	2
PAOZZ	4730-954-1281	PLUG,PIPE:FRONT OUTPUT CASE FILTER MS49005-4 (96906)	A	EA	1	*	*	*	92	1



(1) SMR Code	(2) Federal Stock Number	(3) Description	(4) Unit of Meas.	(5) Qty	(6) 15-day Maintenance In Unit	(7) organizational alw Illustration	(a) Figure	(b) Item No.		
Reference number & mfg. code			Usable on code	(a)	(b)	(c)	(d)	(a) (b) (c) (d) Figure Item		
				1-5	6-20	21-50	51-100	No. No.		
0802-CLUTCH AND CLUTCH CONTROLS										
PAOZZ	4730-069-1187	ELBOW ASSEMBLY,PIPE TO TUBE: MS39183-3 (96906)	A	EA	2	*	*	*	93	1
XAOZZ		ELBOW:COUPLING NUT MS39182-23 (96906)			2	*	*	*	93	2
PAOZZ	4730-293-7108	SLEEVE, COMPRESSION: ELBOW TO COUPLING NUT MS39197-3 (96906)		EA	4	*	*	*	93	3
PAOZZ	4730-278-8825	NUT,TUBE COUPLING: AIR LINE CONNECTOR MS39196-3 (96906)		EA	4	*	*	*	93	4
PAOZZ		LINE:ELBOW ASSEMBLY TO AIR LINE CONNECTOR 8330259 (19207)	A	EA	1	*	*	*	93	5
PAOZZ	5340-809-1492	CLAMP,LOOP:AIR LINE TO TRANSFER MS21333-100 (96906)	A	EA	3	*	*	*	93	6
PAOZZ	4730-277-5684	ELBOW,PIPE:HOSE ASSEMBLY TO LINE 121619 (21450)	A	EA	1	*	*	*	93	7
PAOZZ	4720-832-7000	HOSE ASSEMBLY,RUBBER:FLEXIBLE AIR TRANSMISSION VALVE 8327000 (19207)	A	EA	1	*	*	*	93	8
PAOZZ	4730-540-2576	ELBOW ASSEMBLY,PIPE TO TUBE:RUBBER HOSE ASSEMBLY 504365 (24617)	A	EA	1	*	*	*	93	9
PAOZZ	4730-278-3832	ELBOW:RUBBER HOSE TO COUPLING NUT MS39184-3 (96906)		EA	1	*	*	*	93	10
PAOZZ	5305-068-0506	SCREW,CAP,HEXAGON HEAD:1/4-28UNF-2A X 3/4 IN., LOOP CLAMP MS90726-6 (96906)	A	EA	3	*	*	*	93	11
PAOZZ	5310-959-7600	NUT,SELF-LOCKING:LOOP CLAMP SCREW MS51922-5 (96906)	A	EA	3	*	*	*	93	12
PAOZZ	4730-277-5553	ELBOW:PIPE; HOSE TO TRANSFER MS51952-2 (96906)	A	EA	1	*	*	*	93	13
PAOZZ	4720-318-0974	HOSE ASSEMBLY,NONMETALLIC:AIR HOSE TO TRANSFER 8330260 (19207)	A	EA	1	*	*	*	93	14
PAOZZ	4730-832-7012	CONNECTOR,AIR LINE: 8327012 (19207)	A	EA	2	*	*	*	93	15
PAOZZ	4720-832-7011	HOSE ASSEMBLY,RUBBER:AIR FORWARD AND REVERSE TRANSMISSION TO TRANSFER CASE 8327011 (19207)	A	EA	1	*	*	*	93	16
PAOZZ	2520-451-2850	PLATE:CLAMP TO TRANSFER 8327010 (19207)	A	EA	1	*	*	*	93	17

(1) SMR Code	(2) Federal Stock Number	(3) Description	(4) Unit of Meas.	(5) Qty Inc In Unit	(6) 15-day Maintenance alw	(7) organizational Illustration	(a) Figure	(b) Item No.
Reference number & mfg. code			Usable on code	(a)	(b)	(c)	(d)	(a) (b) (c) (d) Figure Item
				1-5	6-20	21-50	51-100	No. No.
GROUP 09-PROPELLER AND PROPELLER SHAFTS								
0900-PROPELLER SHAFTS								
PAOFF	2520-901-9681	PROPELLER SHAFT WITH UNIVERSAL JOINT ASSEMBLY:TRANSMISSION TO TRANSFER,OPTIONAL WITH SHAFT, FSN 2520-040-2339 10885788 (19207)	A	EA	1	*	*	* * 94 1
PAOFF	2520-040-2339	PROPELLER SHAFT WITH UNIVERSAL JOINT ASSEMBLY:TRANSMISSION TO TRANSFER,OPTIONAL WITH SHAFT, FSN 2520-901-6981 8332244 (19207)	A	EA	1	*	*	* * 94 1
PAOZZ	2520-734-8841	FLANGE,PROPELLER SHAFT:TRANSMISSION TO TRANSFER SHAFT 7348841 (19207)		EA	2	*	*	* * 94 2
PAOZZ	2520-734-7665	UNIVERSAL JOINT:USED WITH SHAFT FSN 2520-040- 2339 7347665 (19207) CONSISTING OF: 4-BEARING 5-6-78 X (78080) 1-JOURNAL,ASSEMBLY 5-5-138 X (78080) 4-PLATE,LOCK 98-741 (78080) 8-BOLT 5-73-109 (78080) 4-CAP,HEARING 5-70-49 (78080)		EA	2	*	*	* * 94 3
PAOZZ	2520-912-3668	UNIVERSAL JOINT: USED WITH SHAFT FSN 2520-901- 9681 8712082 (19207) CONSISTING OF: 2-PLATE 5301357 (19207) 4-GASKET 7348876 (19207) 2-WELD WIRE 7422J (76260) 2-FITTING MS15001-1 (96906) 1-FITTING MS15003-1 (96906) 1-PLUG MS49005-2 (96906) 4-SCREW 7412316 (19207) 4-BOLT 5291734 (19207) 4-WASHER MS35338-47 (96906) 1-JOURNAL 112-7100 (76260) 4-BEARING 113-7200 (76260) 4-SHIELD 5291580 (19207)		EA	2	*	*	* * 94 3
PAOZZ	4730-050-4208	FITTING,LUBRICATION:1/8-NPT MALE SHORT,JOURNAL MS15003-1 (96906)		EA	2	*	*	* * 94 4
PAOZZ	4730-421-9087	PLUG,PIPE: 1/8-INCH,SLIP YOKE MS49005-2 (96906)		EA	1	*	*	* * 94 5

(1) SMR Code	(2) Federal Stock Number	(3) Description	(4) Unit of Meas.	(5) Qty Inc In Unit	(6) 15-day Maintenance alw	(7) Illustration No.	(a) Figure No.	(b) Item No.	
Reference number & mfg. code			Usable on code	(a)	(b)	(c)	(d)		
				1-5	6-20	21-50	51-100		
0900-PROPELLER SHAFTS-CONTINUED									
PAOZZ	5310-741-2306	WASHER,KEY:UNIVERSAL JOINT YOKE 7412306 (19207)	EA	2	*	*	*	94	6
PAOZZ	2520-692-6161	YOKE,UNIVERSAL JOINT:PROPELLER SHAFT ASSEMBLY 8332661 (19207)	EA	1	*	*	*	94	7
PAOZZ	4730-050-4230	FITTING,LUBRICATION: 1/4-28NF-2 MALE,TRANS- MISSION TO TRANSFER SPIDER MS15001-1 (96906)	EA	2	*	*	*	94	8
PAOZZ	5306-737-6150	BOLT,MACHINE:PROPELLER SHAFT FLANGE 7376150 (19207)	EA	16	*	*	*	94	9
PAOZZ	5330-734-8848	FELT,MECHANICAL PREFIXED:YOKE STUD 7348848 (19207)	EA	1	*	*	*	94	10
XBOZZ		RETAINER:UNIVERSAL JOINT YOKE 7348843 (19207)	EA	1				94	11
PAOZZ	5310-950-0039	NUT,SELF-LOCKING,HEXAGON:SHAFT FLANGE MS21044N6 (96906)	EA	16	*	*	*	94	12
PAOZZ	2520-734-8847	YOKE STUD:JOURNAL ASSEMBLY 7348847 (19207)	EA	1	*	*	*	94	13
PAOZZ	2520-457-6660	CAP,DUST:TRANSMISSION TO TRANSFER UNIVERSAL JOINT 7349695 (19207)	A	EA	2	*	*	94	N/I
PAOZZ	8305-264-6153	FELT,SHEET:BULK,UNIVERSAL JOINT SLIP WASHER	A	FT	V	*	*	94	N/I
PAOFF	2520-901-9682	PROPELLER SHAFT WITH UNIVERSAL JOINT: ASSEMBLY:TRANSFER TO FRONT AXLE,OPTIONAL WITH SAHFT,FSN 2520-040-2340 8712095-1 (19207)	A	EA	1	*	*	95	1
PAOFF	2520-040-2340	PROPELLER SHAFT WITH UNIVERSAL JOINT: ASSEMBLY:TRANSFER TO FRONT AXLE,OPTIONAL WITH SHAFT,FSN 2520-901-9682 8332245 (19207)	A	EA	1	*	*	95	1
PAOZZ	2520-912-3668	UNIVERSAL JOINT:USED WITH SHAFT FSN 2520-901- 9682 8712082 (19207) CONSISTING OF: 2-PLATE 5301357 (19207) 4-GASKET 7348876 (19207) 2-WELD WIRE 7422J (76260) 2-FITTING MS15001-1 (96906) 1-FITTING MS15003-1 (96906) 1-PLUG MS49005-2 (96906) 4-SCREW 7412316 (19207) 4-BOLT 5291734 (19207)	EA	2	*	*	*	95	2

(1) SMR Code	(2) Federal Stock Number	(3) Description	(4) Unit of Meas.	(5) Qty Inc In Unit	(6) 15-day organizational Maintenance alw	(7) Illustration	(a) Figure	(b) Item No.
Reference number & mfg. code			Usable on code		(a) (b) (c) (d)	1-5 6-20 21-50 51-100	No.	No.
0900-PROPELLER SHAFTS-CONTINUED								
CONSISTING OF-CONTINUED								
4-WASHER MS35338-47 (96906)								
1-JOURNAL 112-7100 (76260)								
4-BEARING 113-7200 (76260)								
4-SHIELD 5291580 (19207)								
PAOZZ	2520-734-7665	UNIVERSAL JOINT:USED WITH SHAFT FSN 2520-040-2340 7347665 (19207) CONSISTING OF: 4-BEARING 5-6-78 X (78080) 1-JOURNAL, ASSEMBLY 5-5-138 X (78080) 4-PLATE, LOCK 98-741 (78080) 8-BOLT 5-73-109 (78080) 4-CAP, HEARING 5-70-49 (78080)	EA	2	* * * *		95	2
PAOZZ	2520-734-8878	FLANGE, COMPANION, UNIVERSAL JOINT: PROPELLER SHAFT TRANSFER TO FRONT AXLE 7348878 (19207)	EA	2	* * * *		95	3
PAOZZ	2520-734-8880	YOKE ASSEMBLY, PROPELLER: SLIP UNIVERSAL JOINT, TRANSFER TO FRONT AXLE 7348880 (19207)	EA	1	* * * *		95	4
PAOZZ	5310-734-8882	WASHER, SPLIT: SLIP, YOKE 7348882 (19207)	EA	2	* * * *		95	5
PAOZZ	2520-700-2402	CAP, DUST, PROPELLER SHAFT: TRANSFER TO FRONT AXLE SLIP YOKE 7002402 (19207)	EA	1	* * * *		95	6
PAOZZ	5310-950-0039	NUT, SELF-LOCKING HEXAGON: COMPANION FLANGE MS21044N6 (96906)	EA	16	* * * *		95	7
PAOZZ	5306-737-6150	BOLT, MACHINE: PROPELLER SHAFT FLANGE 7376150 (19207)	EA	16	* * * *		95	8
PAOZZ	5330-734-8881	WASHER: SLIP, YOKE 7348881 (19207)	EA	1	* * * *		95	9
XBOZZ		SHAFT: UNIVERSAL JOINT ASSEMBLY MJ-42-5705 (76260)	EA	1			95	10
PAOZZ	8305-290-5588	FELT, SHEET: 3/8-INCH THICK, 36-INCH LONG, UNIVERSAL BLOCK BEARING WASHER	FT	V	* * * *		95	N/I
PAOZZ	5310-067-9507	NUT, SELF-LOCKING HEXAGON: MS51922-37 (96906)	A	EA	4	* * * *	96	1
PAOZZ	5305-761-4227	SCREW, CAP, HEXAGON HEAD: 1/2-0UNF-2A X 1-1/4 IN., MOUNTING PLATE MS90726-111 (96906)	A	EA	4	* * * *	96	2

(1) SMR Code	(2) Federal Stock Number	(3) Description	(4) Unit of Meas.	(5) Qty Inc In Unit	(6) 15-day organizational Maintenance alw	(7) Illustration	(a) Figure	(b) Item No.
Reference number & mfg. code			Usable on code	(a) 1-5	(b) 6-20	(c) 21-50	(d) 51-100	
0900-PROPELLER SHAFTS-CONTINUED								
PAOZZ	2520-656-0323	CENTER BEARING DRIVE ASSEMBLY:(INCLUDING BRACKET) 10871093 (19207)	A	EA	1	*	*	3
PAOZZ	2520-734-7596	FLANGE:CENTER BEARING ASSEMBLY 7347596 (19207)	A	EA	1	*	*	4
PAOZZ	5310-492-9631	NUT:FLANGE 5143813 (19207)	A	EA	1	*	*	5
PAOZZ	5315-298-1498	PIN,COTTER:FLANGE NUT MS24665-362 (96906)	A	EA	1	*	*	6
PAOZZ	4730-050-4208	FITTING,LUBRICATION: 1/8 NPT, FLANGE MS15003-1 (96906)	A	EA	1	*	*	7
PAOFF	2520-904-8107	PROPELLER SHAFT WITH UNIVERSAL JOINT ASSEMBLY:TRANSFER TO CENTER BEARING, OPTIONAL WITH SHAFT FSN 2520-040-2343 8712097 (19207)	RA, ZA, KA, KB, IA, BE, LA, MA, JA, BC, CE, CF, CD	EA	1	*	*	8
PAOFF	2520-040-2343	PROPELLER SHAFT WITH UNIVERSAL JOINT ASSEMBLY:TRANSFER TO CENTER BEARING,OPTIONAL WITH SHAFT FSN 2520-904-8107 8332250 (19207)	RA, ZA, KA, KB, XA, JA, BE, BC, CE, CF, CD	EA	1	*	*	8
PAOFF	2520-040-2338	SHAFT ASSEMBLY:PROPELLER PILLOW BLOCK TO FORWARD REAR AXLE WITH UNIVERSAL JOINT 8332238 (19207)	RA, ZA, KA, KB, JA, CE, CF, CD	EA	1	*	*	8
PAOZZ	5306-737-6151	BOLT,MACHINE:SHAFT PILLOW BLOCK 7376151 (19207)		EA	2	*	*	9
PAOZZ	5306-737-6150	BOLT,MACHINE:CAP,PROPELLER SHAFT FLANGE 7376150 (19207)		EA	8	*	*	10
PAOZZ	5310-637-9541	WASHER,LOCK: 3/8 NOM SIZE, YOKE,UNIVERSAL MS35338-46 (96906)		EA	2	*	*	11
PAOZZ	2520-734-8884	FLANGE COMPANION,UNIVERSAL: JOINT:TRANSFER TO PILLOW BLOCK 7348884 (19207)		EA	1	*	*	12
XAOZZ		SHAFT:PROPELLER 42-5788 (76260)			1			13
PAOZZ	2520-028-3434	UNIVERSAL JOINT:USED WITH SHAFT FSN 2520-904-8107 8712092 (19207)		EA	1	*	*	14

(1) SMR Code	(2) Federal Stock Number	(3) Description	(4) Unit of Meas.	(5) Qty Inc In Unit	(6) 15-day Maintenance alw	(7) Illustration	(a) Figure	(b) Item No.
Reference number & mfg. code			Usable on code		(a) (b) (c) (d)	Figure	Item	
					1-5 6-20 21-50 51-100	No.	No.	
0900-PROPELLER SHAFTS-CONTINUED								
CONSISTING OF:								
4-BEARING								
807779 (94537)								
1-JOURNAL								
807780 (94537)								
4-RING SNAP								
2-7-29 (78080)								
PAOZZ	2520-039-7131	UNIVERSAL JOINT:USED WITH SHAFTS, FSN2520-040-2338 AND 2520-040-2343 7412638 (19207)	EA	1	* * * *	96	14	
CONSISTING OF:								
4-PLATE								
5214479 (19207)								
8-BOLT								
5214483 (19207)								
4-CAP								
5-70-49 (78080)								
1-JOURNAL 6-5-168X (78080)								
4-BEARING								
6-6-58X (78080)								
PAOFF	2520-040-2342	PROPELLER SHAFT WITH UNIVERSAL JOINT ASSEMBLY:TRANSFER TO FORWAR REAR AXLE,OPTIONAL WITH SHAFT, FSN 2520-904-8105 83332247 (19207)	EA	1	* * * *	97	1	
PAOFF	2520-904-8105	PROPELLER SHAFT WITH UNIVERSAL JOINT ASSEMBLY:TRANSFER TO FORWARD REAR AXLE,OPTIONAL WITH SHAFT,FSN 2520-040-2342 8712094-1 (19207)	EA	1	* * * *	97	1	
PAOFF	2520-040-2341	PROPELLER SHAFT WITH UNIVERSAL JOINT ASSEMBLY:TRANSFER TO FORWARD REAR AXLE, OPTIONAL WITH SHAFT,FSN 2520-904-8106 8332246 (19207)	EA	1	* * * *	97	1	
PAOFF	2520-904-8106	PROPELLER SHAFT WITH UNIVERSAL JOINT ASSEMBLY:TRANSFER TO FORWARD REAR AXLE,OPTIONAL WITH SHAFT,FSN 2520-040-2341 8712094-2 (19207)	EA	1	* * * *	97	1	

(1) SMR Code	(2) Federal Stock Number	(3) Description	(4) Unit of Meas.	(5) Qty Inc In Unit	(6) 15-day Maintenance alw	(7) Illustration No.	(a) Figure No.	(b) Item No.			
Reference number & mfg. code			Usable on code	(a) 1-5	(b) 6-20	(c) 21-50	(d) 51-100				
0900-PROPELLER SHAFTS-CONTINUED											
PAOZZ	2520-028-3434	UNIVERSAL JOINT:USED WITH SHAFTS, FSN 2520-904-8105 AND FSN 2520-904-8106 8712092 (19207) CONSISTING OF: 4-BEARING 807779 (94537) 1-JOURNAL 807780 (94537) 4-RING SNAP 2-7-29 (78080)	EA	2	*	*	*	*	97	2	
PAOZZ	2520-039-7131	UNIVERSAL JOINT:USED WITH SHAFTS, FSN 2520-040-2342 AND FSN 2520-040-2341 7412638 (19207) CONSISTING OF: 4-PLATE 5214479 (19207) 8-BOLT 5214483 (19207) 4-CAP 5-70-49 (78080) 1-JOURNAL 6-5-168X (78080) 4-BEARING 6-6-58X (78080)	EA	2	*	*	*	*	97	2	
PAOZZ	2520-499-8944	DEFLECTOR,SHIELD:UNIVERSAL JOINT BEARING 5291580 (19207)	A	EA	8	*	*	*	*	97	3
PAOZZ	4730-050-4208	FITTING,LUBRICATION:1/8 NPT MALE SHORT,UNIVERSAL JOINT JOURNAL MS15003-1 (96906)	A	EA	2	*	*	*	*	97	4
PAOZZ	5306-737-6150	BOLT,MACHINE:UNIVERSAL JOINT FLANGE 7376150 (19207)	A	EA	2	*	*	*	*	97	5
PAOZZ	5310-950-0039	NUT,SELF-LOCKING HEAD: UNIVERSAL JOINT FLANGE MS21044N6 (96906)	A	EA	8	*	*	*	*	97	6
PAOZZ	2520-734-8884	FLANGE:COMPANION,UNIVERSAL JOINT 7348884 (19207)	A	EA	2	*	*	*	*	97	7
PAOZZ	5310-637-9541	WASHER,LOCK:BEARING JOURNAL MS35338-46 (96906)	A	EA	2	*	*	*	*	97	8

(1) SMR Code	(2) Federal Stock Number	(3) Description	(4) Unit of Meas.	(5) Qty Inc In Unit	(6) 15-day Maintenance alw	(7) organizational Illustration	(a) Figure	(b) Item No.	
Reference number & mfg. code			Usable on code	(a) 1-5	(b) 6-20	(c) 21-50	(d) 51-100	(a) Figure	(b) Item
0900-PROPELLER SHAFTS-CONTINUED									
PAOZZ	5306-737-615	BOLT,MACHINE:BEARING JOURNAL 7376151 (19207)	RA,ZA,BE IA,LA, MA,JA	EA	12	* * *	* *	97	9
PAOZZ	5310-741-2306	WASHER:RETAINING,SLIP YOKE FELT 7412306 (19207)	A	EA	2	* * *	* *	97	10
PAOZZ	3805-355-2100	RETAINER:PROPELLER SHAFT 7348886 (19207)	A	EA	1	* * *	* *	97	11
XBOZZ		SHAFT: PL6317 (76260)	A	EA	1			97	12
PAOZZ	5310-734-8891	WASHER:SLIP YOKE FELT 7348891 (19207)	A	EA	1	* * *	* *	97	13
PAOZZ	2520-734-8890	YOKE,UNIVERSAL JOINT:WITH DUST PLUG ASSEMBLY 7348890 (19207)	A	EA	1	* * *	* *	97	14
PAOZZ	4730-018-9566	PLUG,PIPE:UNIVERSAL JOINT YOKE 117243 (21450)	A	EA	1	* * *	* *	97	15
PAOZZ	8305-264-6153	FELT,SHEET:BULK,1/2-INCH THINK,UNIVERSAL JOINT SLIP YOKE WASHER		FT	V	* * *	* *	97	N/I
PAOFF	2520-901-9684	PROPELLER SHAFT WITH UNIVERSAL JOINT ASSEMBLY:FORWARD REAR TO REAR AXLE,OPTIONAL WITH SHAFT, FSN 2520-318-0983 8712095-3 (19207)	BE,IA,LA, MA	EA	1	* * *	* *	98	1
PAOFF	2520-901-9683	PROPELLER SHAFT WITH UNIVERSAL JOINT ASSEMBLY:FORWARD REAR TO REAR AXLE,OPTIONAL WITH SHAFT FSN 2520-318-0982 8712095-2 (19207)	OB,BG,BF, CA,CB,DA, DB,EA,EB, EC,FA,FB, RA,ZA,HA, JA,IA,IB, IC	EA	1	* * *	* *	98	1
PAOFF	2520-318-0982	PROPELLER SHAFT WITH UNIVERSAL JOINT ASSEMBLY:FORWARD REAR TO REAR AXLE,OPTIONAL WITH SHAFT FSN 2520-901-9683 83332248 (19207)	BG,BF,PA, CA,CB,DA, DB,EA,EB, EC,IA,IB, IC,ID,RA, ZA,HA,XA, JA,BD	EA	1	* * *	* *	98	1
PAOFF	2520-318-0983	PROPELLER SHAFT WITH UNIVERSAL JOINT ASSEMBLY:FORWARD REAR TO REAR AXLE ASSEMBLY (OPTIONAL WITH FSN 2520-901-9684) 8332249 (19207)	BE,IA,LA, MA	EA	1	* * *	* *	98	1



(1) SMR Code	(2) Federal Stock Number	(3) Description	(4) Unit of Meas.	(5) Qty Inc In Unit	(6) 15-day organizational Maintenance alw	(7) Illustration	(a) Figure	(b) Item No.
Reference number & mfg. code			Usable on code		(a) (b) (c) (d)	Figure	Item	
0900-PROPELLER SHAFTS-CONTINUED								
PAOZZ	2520-912-3668	UNIVERSAL JOINT:USED WITH SHAFTS FSN 2520-901-9683 AND FSN 2520-901-9684 8712082 (19207) CONSISTING OF: 2-PLATE 5301357 (19207) 4-GASKET 7348876 (19207) 2-WELD WIRE 7422J (76260) 2-FITTING MS15001-1 (96906) 1-FITTING MS15003-1 (96906) 1-PLUG MS49005-2 (96906) 4-SCREW 7412316 (19207) 4-BOLT 5291734 (19207) 4-WASHER MS35338-47 (96906) 1-JOURNAL 112-7100 (76260) 4-BEARING 113-7200 (76260) 4-SHIELD 5291580 (19207)	EA	2	* * * *	98	2	
PAOZZ	2520-734-7665	UNIVERSAL JOINT:USED WITH SHAFTS FSN 2520-318-0982 AND FSN 2520-318-0983 7347665 (19207) CONSISTING OF: 4-BEARING 5-6-78 X (78080) 1-JOURNAL,ASSEMBLY 5-5-138 X (78080) 4-PLATE,LOCK 98-741 (78080) 8-BOLT 5-73-109 (78080) 4-CAP,BEARING 5-70-49 (78080)	EA	2	* * * *	98	2	

(1) SMR Code	(2) Federal Stock Number	(3) Description	(4) Unit of Meas.	(5) Qty Inc In Unit	(6) 15-day organizational Maintenance alw	(7) Illustration	(a) Figure	(b) Item No.
Reference number & mfg. code			Usable on code	(a) 1-5	(b) 6-20	(c) 21-50	(d) 51-100	
0900-PROPELLER SHAFTS-CONTINUED								
PAOZZ	2520-499-8944	DEFLECTOR,SHIELD:UNIVERSAL JOINT BEARING 5291580 (19207)	A	EA	8	*	*	98 3
PAOZZ	2520-734-8878	FLANGE,COMPANION,UNIVERSAL JOINT: PROPELLER SHAFT 7348878 (19207)	A	EA	2	*	*	98 4
PAOZZ	5306-737-6150	BOLT:UNIVERSAL JOINT JOURNAL BEARING 7376150 (19207)	A	EA	16	*	*	98 5
PAOZZ	5310-950-0039	NUT.SLEF-LOCKING,HEXAGON: UNIVERSAL JOINT JOURNAL BEARING MS21044N6 (96906)	A	EA	16	*	*	98 6
PAOZZ	4730-050-4208	FITTING,LUBRICATION:UNIVERSAL JOINT MS15003-1 (96906)	A	EA	2	*	*	98 7
XBOZZ		SHAFT:PROPELLER MJ-42-5705 (76260)	A	EA	1			98 8
PAOZZ	2520-700-2402	CAP,DUST:PROPELLER SHAFT 7002402 (19207)	A	EA	1	*	*	98 9
PAOZZ	5310-734-8882	WASHER:PROPELLER SHAFT 734882 (19207)	A	EA	2	*	*	98 10
PAOZZ	2520-734-8880	YOKE,UNIVERSAL JOINT:PROPELLER SHAFT 7348880 (19207)	A	EA	1	*	*	98 11
PAOZZ	5330-734-8881	WASHER:PROPELLER SHAFT 7348881 (19207)	A	EA	1	*	*	98 12
NONILLUSTRATED								
PAOZZ	2520-457-6660	CAP,DUST:PROPELLER,TRANSMISSION TO TRANSFER UNIVERSAL JOINT 7375261 (19207)	A	EA	2	*	*	98
PAOZZ	8305-264-6153	FELT,SHEET:UNIVERSAL JOINT SLIP YOKE WASHER 7348843 (19207)	A	FT	V	*	*	
PAOZZ	2520-039-7131	PARTS KIT,UNIVERSAL JOINT;USED WITH SHAFTS,FSN 2520-040-2342, FSN 2520-040-2338, FSN 2520-040-2341 AND FSN 2520-040-2343 7412638 (19207) CONSISTING OF: 4-PLATE: 5214479 (19207) 8-BOLT: 5214483 (19207) 4-CAP: 5-70-49 (78080)	A	EA	V	*	*	

(1) SMR Code	(2) Federal Stock Number	(3) Description	(4) Unit of Meas.	(5) Qty Inc In Unit	(6) 15-day organizational Maintenance alw	(7) Illustration
Reference number & mfg. code			Usable on code	(a) (b) (c) (d)	(a) Figure	(b) Item No.
0900-PROPELLER SHAFTS-CONTINUED						
CONSISTING OF:-CONTINUED						
1-JOURNAL: 6-5-168X (78080)						
4-BEARING:						
6-6-58X (78080)						
PAOZZ	2520-734-7665	KIT,REPAIR,UNIVERSAL JOINT:USED WITH SHAFTS FSN 2520-040-2339, FSN 2520-040-2340, FSN 2520-318- 0982 AND FSN 2520-318-0983 7347665 (19207)	EA	V	* * * *	
CONSISTING OF:						
4-BEARING:						
5-6-78 X (78080)						
1-JOURNAL ASSEMBLY:						
5-5-138 X (78080)						
4-PLATE,LOCK:						
98-741 (78080)						
8-BOLT:						
5-73-109 (78080)						
4-CAP,HEARING:						
5-70-49 (78080)						
PAOZZ	2520-912-3668	KIT,REPAIR,UNIVERSAL JOINT:USED WITH SHAFTS FSN 2520-901-9681, FSN 2520-901-9683, FSN 2520-901-9684, AND FSN 2520-901-9682 8712082 (19207)	EA	V	* * * *	
CONSISTING OF:						
2-PLATE:						
5301357 (19207)						
4-GASKET:						
7348876 (19207)						
2-WELD WIRE:						
7422J (76260)						
2-FITTING:						
MS15001-1 (96906)						
1-FITTING:						
MS15003-1 (96906)						
1-PLUG:						
MS49005-2 (96906)						
4-SCREW:						
7412316 (19207)						
4-BOLT:						
5291734 (19207)						

(1) SMR Code	(2) Federal Stock Number	(3) Description	(4) Unit of Meas.	(5) Qty Inc In Unit	(6) 15-day organizational Maintenance alw	(7) Illustration	(a) Figure	(b) Item No.
Reference number & mfg. code			Usable on code			(a) (b) (c) (d)	Figure	Item
		0900-PROPELLER SHAFTS-CONTINUED CONSISTING OF:-CONTINUED 4-WASHER: MS35338-47 (96906) 1-JOURNAL: 112-7100 (76260) 4-BEARING: 113-7200 (76260) 4-SHIELD: 5291580 (19207)						
PAOZZ	2520-028-3434	KIT,REPAIR,UNIVERSAL JOINT:USED WITH SHAFTS, FSN 2520-904-8105, FSN 2520-904-8106, AND FSN 2520- 904-8107 8712092 (19207) CONSISTING OF: 4-BEARING: 807779 (94537) 1-JOURNAL: 807780 (94537) 4-RING SNAP: 2-7-29 (78080)	EA	V	*	*	*	*
PAOZZ	2520-740-9572	KIT,REPAIR,PROPELLER SHAFT:USED WITH SHAFT FSN 2520-293-5127 TRANSMISSION POWER TAKEOFF TO FRONT WINCH 7409572 (19207) CONSISTING OF: 1-BEARING: 113-2130 (76260) 1-SPIDER: 112-2102 (76260) 1-BEARING: 113-2131 (76260) 2-PLATE,LOCK: 4598J (76260) 4-SCREW,CAP: 223650 (21450) 1-BEARING: 113-2130 (76260) 4-WASHER,CORK: 8917J (76260) 2-BEARING: 113-2129 (76260)	EA	V	*	*	*	*

(1) SMR Code	(2) Federal Stock Number	(3) Description	(4) Unit of Meas.	(5) Qty Inc In Unit	(6) 15-day Maintenance alw	(7) organizational Illustration	(a) Figure No.	(b) Item No.	
Reference number & mfg. code			Usable on code	(a)	(b)	(c)	(d)		
				1-5	6-20	21-50	51-100		
GROUP 10-FRONT AXLE									
1000-FRONT AXLE ASSEMBLY									
PAOZZ	5315-752-1651	PIN, SHOULDER, HEADLESS: AXLE HOUSING 7521651(19207)	A	EA	6	*	*	99	1
PAOZZ	4730-954-1281	PLUG, PIPE: 1/4-18NPT, FRONT AXLE HOUSING MS490005-4(96906)	A	EA	2	*	*	99	2
PAOZZ	5330-839-9066	GASKET, ANNULAR: FILLER PLUG MS35769-21(96906)	A	EA	2	*	*	99	3
PAOZZ	4730-968-6129	PLUG, PIPE, MAGNETIC: 3/4-1/4 NPT MS490006-10(96906)	A	EA	1	*	*	99	4
PAOZZ	5365-732-6126	PLUG, MACHINE THREAD: 7326126(19207)	A	EA	1	*	*	99	5
1004-STEERING MECHANISM									
PAOZZ	2520-734-6991	FLANGE ASSEMBLY, DRIVE: 7346991(19207)	A	EA	2	*	*	100	1
PAOZZ	5340-734-6992	PLUG, EX: DRIVE FLANGE 7346992(19207)	A	EA	1	*	*	100	2
PAOZZ	5330-054-6865	PACKING, PREFORMED: 220984, (44674)	A	EA	1	*	*	100	3
PAOZZ	5306-752-1631	BOLT, MACHINE: FLANGE TO HUB 7521631 (19207)	A	EA	10	*	*	100	4
PAOZZ	5310-584-5272	WASHER, LOCK: FLANGE TO HUB MS35338-48(96906)	A	EA	10	*	*	100	5
XAOZZ		FLANGE, DRIVE: 8758278(19207)	A		1			100	6
PAOZZ	2530-734-6993	GASKET: DRIVE FLANGE 7346993(19207)	A	EA	2	*	*	100	7
PAOZZ	2520-740-9550	SEAL, PLAIN, ENCASED: HUB BEARING, INNER FRONT 7409550(19207)	A	EA	2	*	*	100	8
PAOZZ	2520-740-9551	DEFLECTOR, DIRT AND MOISTURE: FRONT WHEEL BRAKE DRUMS 7409551(19207)	A	EA	2	*	*	100	9
PAOZZ	2530-734-6982	SPINDLE: WHEEL BEARINGS, W/BEARING 7346982(19207)	A	EA	2	*	*	100	10
PAOZZ	4730-050-4208	FITTING: STEERING KNUCKLE PLATE MS15003-1(96906)	A	EA	2	*	*	100	11
PAOZZ	5310-616-6354	WASHER, FLAT: SPINDLE STUD MS35335-38(96906)	A	EA	10	*	*	100	12
PAOZZ	5310-012-1983	NUT, PLAIN, HEXAGON: SPINDLE STUD 121983(21450)	A	EA	10	*	*	100	13

(1) SMR Code	(2) Federal Stock Number	(3) Description  Reference number & mfg. code	(4) Unit of Meas.	(5) Qty Inc In Unit	(6) 15-day Maintenance alw	(7) organizational Illustration	(a) Figure No.	(b) Item No.		
			Usable on code	(a)	(b)	(c)	(d)			
				1-5	6-20	21-50	51-100			
GROUP 11-REAR AXLE										
1101-HOUSING COVERS AND PLUGS										
PAOZZ	5315-752-1651	PIN, SHOULDER, HEADLESS: 7521651(19207)	A	EA	6	*	*	*	101	1
PAOZZ	4820-726-4719	VALVE, AIR PRESSURE RELIEF: SIDE COVER 5196397(19207)	A	EA	2	*	*	*	101	2
PAOZZ	5365-732-6126	PLUG, MACHINE THREAD: 7326126(19207)	A	EA	2	*	*	*	101	3
PAOZZ	5330-839-9066	GASKET: MS35769-21(96906)	A	EA	2	*	*	*	101	4
PAOZZ	4730-968-6129	PLUG, PIPE, MAGNETIC: HOUSING DRAIN 502398(78500)	A	EA	2	*	*	*	101	5
GROUP 12-BRAKES										
1201-HANDBRAKES										
PAOZZ	2530-040-2401	LEVER ASSEMBLY: HANDBRAKE 8365663(19207)	A	EA	1	*	*	*	102	1
PAOZZ	5355-359-0405	KNOB: LEVER 8343624(19207)		EA	1	*	*	*	102	2
XAOZZ		SPRING, HELICAL, COMPRESSION: HOUSING 8374954(19207)			1				102	3
XAOZZ		BALL: HOUSING 169108(21450)			1				102	4
XAOZZ		HOUSING: BRAKE LEVER 8343649(19207)			1				102	5
XAOZZ		LEVER: 8374950(19207)			1				102	6
XAOZZ		PIN: 8343628(19207)			1				102	7
XAOZZ		BRACKET: 8374952(19207)			2				102	8
XAOZZ		SPACER: 8343635(19207)			2				102	9
XAOZZ		BRACKET: 8343630(19207)			2				102	10
PAOZZ	5310-950-0039	NUT, SELF-LOCKING, HEXAGON: BRACKETS TO LEVER MS21044N6(96906)		EA	3	*	*	*	102	11
PAOZZ	5310-081-4219	WASHER, FLAT: .344 ID, BRACKET TO LEVER MS27183-12(96906)		EA	1	*	*	*	102	12
PAOZZ	5315-842-3044	PIN, COTTER: MS24665-283(96906)		EA	1	*	*	*	102	13

(1) SMR Code	(2) Federal Stock Number	(3) Description  Reference number & mfg. code	(4) Unit of Meas.	(5) Qty In Unit	(6) 15-day Maintenance allow	(7) organizational alw Illustration	(a) Figure No.	(b) Item No.
			Usable on code	(a) 1-5	(b) 6-20	(c) 21-50	(d) 51-100	
		1201-HANDBRAKES-CONTINUED						
PAOZZ	5340-740-9361	BRACKET,ANGLE: 7409361(19207)	EA	1	*	*	*	102 14
PAOZZ		SPACER: 8343634(19207)	EA	1	*	*	*	102 15
PAOZZ	5305-269-2801	SCREW,CAP,HEXAGON HEAD: 3/8-24UNF-2A X 3/4 ANGLE BRACKET TO LEVER MS907726-58(96906)	EA	2	*	*	*	102 16
PAOZZ		CONNECTING LINK,RIGID: ADJUSTING ROD 8343631(19207)	EA	1	*	*	*	102 17
PAOZZ	2530-930-1543	ROD,ADJUSTING: CONNECTING LINK TO LEVER SCREW 8374951(19207)	EA	1	*	*	*	102 18
XAOZZ		SCREW: ADJUSTING ROD LEVER 10493R1(31007)	EA	1	*	*	*	102 19
XAOZZ		TUBE: BRACKET SCREW 10883128(19207)		2				102 20
PAOZZ	5305-269-2818	SCREW,CAP,HEXAGON HEAD: 3/8-24UNF-2A X 4 IN, BRACKETS TO LEVER MS90726-74(96906)	EA	2	*	*	*	102 21
PAOZZ	5315-741-5746	PIN,BRAKE ROD: 7415746(19207)	EA	1	*	*	*	102 22
XAOZZ		RIVET: BRACKET TO LEVER 8701439(19207)	EA	1	*	*	*	102 23
PAOZZ	5365-682-1762	RING,RETAINING: 587555(2145)	EA	1	*	*	*	102 24
PAOZZ	5310-625-5756	WASHER,FLAT: MS15795-812(96906)	EA	1	*	*	*	102 25
PAOZZ	2530-179-3637	SPACER,LEVER,BRAKE: 8343637 (19207)	EA	2	*	*	*	102 26
PAOZZ		CLEVIS,ROD END: BRAKE 8333013(19207)	A	EA	1	*	*	103 1
PAOZZ	5305-269-2805	SCREW,CAP,HEXAGON HEAD: 3/8-24UNF-2A X 11/4 IN. CLAMP BRAK CET MS90726-62(96906)	A	EA	6	*	*	103 2
PAOZZ	2530-999-8591	BRAK CET,CLAMP: CABLE END 10883130(19207)	A	EA	1	*	*	103 3
PAOZZ	5310-732-0558	NUT,PLAIN,HEXAGON: CLAMP BRACKET(10) CABLE END A (1) MS51967-8(96906)	A	EA	11	*	*	103 4

(1) SMR Code	(2) Federal Stock Number	(3) Description  Reference number & mfg. code	(4) Unit of Meas.	(5) Qty Inc In Unit	(6) 15-day Maintenance alw	(7) organizational Illustration	(a) Figure No.	(b) Item No.
					(a) (b) (c) (d)			
					Usable on code	1-5 6-20 21-50 51-100		
PAOZZ	5305-269-2806	1201-HANDBRAKES-CONTINUED SCREW,CAP,HEXAGON HEAD: 3/8-24UNF-2A X 13/8 3/8 IN.,CABLE CLAMP MS90726-63(96906)	A	EA	4	* * * *	103	5
PAOZZ	5310-809-4058	WASHER,FLAT: 0281 ID,CABLE CLAMP MS27183-10(96906)	A	EA	8	* * * *	103	6
PAOZZ	5305-068-0505	SCREW,CAP,HEXAGON HEAD: 1/4-28UNF-2A X 5/8 IN., CABLE CLAMP MS90726-5(96906)	A	EA	5	* * * *	103	7
PAOZZ	5310-959-7600	NUT,PLAIN: MS51922-5(96906)	A	EA	5	* * * *	103	8
PAOZZ	2530-740-9372	CONNECTING LINK,RIGID: CABLE CLAMP 7409372(19207)	A	EA	3	* * * *	103	9
PAOZZ	5340-282-7521	CLAMP,LOOP: PARKING BRAKE CABLE MS21333-40 (96906)	A	EA	1	* * * *	103	10
PAOZZ	5340-740-9366	CLAMP: PARKING BRAKE CABLE (USE STRAP,FSN 5340-512- 1948 WHEN STOCK IS EXHAUSTED) 7409366(19207)	A	EA	2	* * * *	103	11
PAOZZ	5340-512-1948	STRAP,RETAINING: PARKING BRAKE CABLE 16027R1(31007)3		EA	2	* * * *	103	11
PAOZZ	5310-740-9369	NUT,SINGLE BALL SEAT: CABLE END 7409369(19207)	A	EA	1	* * * *	103	12
PAOZZ	2530-052-3683	CLAMP,PARKING BRAKE: BRAKE CABLE 10883129(19207)	A	EA	2	* * * *	103	13
PAOZZ	2530-741-3485	BRACLET: CABLE CLAMP 7413485(19207)	A	EA	1	* * * *	103	14
PAOZZ	2530-740-9365	CABLE: HANDBRAKE 7409365(19207)	A	EA	1	* * * *	103	15
PAOZZ	2530-052-3687	PLATE,WEAR,PARKING: PARKING BRAKE CABLE 10883131(19207)	A	EA	1	* * * *	103	16
PAOZZ	2530-033-6029	DRUM,BRAKE: PARKING 7409367(19207)	A	EA	1	* * * *	104	1
PAOZZ	2530-563-5531	BRACKET: BRAKE DRUM ASSEMBLY 7409363(19207)	A	EA	1	* * * *	104	2
PAOZZ	5360-693-0615	SPRING,HELICAL EXTENSION: RETURN OUTER SHOE 7521284(19207)	A	EA	1	* * * *	104	3
PAOZZ	5310-880-7745	NUT,PLAIN,HEXAGON: BRACKET MS51968-11(96906)	A	EA	1	* * * *	104	4
PAOZZ	5305-206-0932	SCREW,SHOULDER: ADJUSTING SHOE 7064469(19207)	A	EA	1	* * * *	104	5



(1) SMR Code	(2) Federal Stock Number	(3) Description  Reference number & mfg. code	(4) Unit of Meas.	(5) Qty In Unit	(6) 15-day Maintenance allow	(7) organizational alw Illustration	(a) Figure No.	(b) Item No.
			Usable on code	(a) 1-5	(b) 6-20	(c) 21-50	(d) 51-100	
		1201-HANDBRAKES-CONTINUED						
PAOZZ	2530-312-1583	DEFLECTOR,DIRT AND OIL: COMPANION FLANGE 7409371(19207)	A	EA	1	*	*	104 6
PAOZZ	2520-734-6802	FLANGE ASSEMBLY,COMPANION: 7346802 (19207)	A	EA	1	*	*	104 7
PAOZZ		WASHER,FLAT: COMPANION FLANGE 7375259(19207)	A	EA	1	*	*	104 8
PAOZZ	5310-492-9631	NUT,SLOTTED,HEXAGON: COMPANION FLANGE A143813(76040)	A	EA	1	*	*	104 9
PAOZZ	5315-059-0184	PIN,COTTER: SLOTTED NUT MS24665-361(96906)	A	EA	1	*	*	104 10
PAOZZ	5310-732-0559	NUT,PLAIN,HEXAGON: DRUM TO FLANGE MS51968-8(96906)	A	EA	8	*	*	104 11
PAOFF	2530-693-0679	BRAKE SHOE,INTERNAL: 8380558(19207)	A	EA	1	*	*	104 12
PAOZZ	5310-297-3314	WASHER,FLAT: BRAKE SHOE 7064467(19207)	A	EA	4	*	*	104 13
PAOZZ	5310-637-9541	WASHER,LOCK: 3/8 NOM SIZE,BRAKE SHOE MS35338-46(96906)	A	EA	3	*	*	104 14
PAOZZ	5315-316-0992	PIN,SHOULDER,HEADLESS: BRAKE SHOE 7064470(19207)	A	EA	1	*	*	104 15
PAOZZ	5365-752-1285	RING,RETAINING: SHOE LEVER PIN(2), SHOE ANCHOR BOLT(1) 7521285(19207)		EA	3	*	*	104 16
PAOZZ	2530-736-8683	LEVER ASSEMBLY, SHOE: 7368683(19207)	A	EA	1	*	*	104 17
PAOZZ	5315-312-0831	PIN,GROOVED,HEADLESS: SHOE LEVER 7521448(19207)		EA	2	*	*	104 18
XAOZZ		LEVER,SHOE: 8757709(19207)			1			104 19
PAOZZ	5315-018-7988	PIN,COTTER: EXTENSION SPRING MS24665-493(96906)		EA	1	*	*	104 20
PAOZZ	5360-740-9447	SPRING,HELICAL,EXTENSION: BRAKE LEVER 7409447(19207)	A	EA	1	*	*	104 21
PAOZZ	5306-740-9370	BOLT,MACHINE: BRAKE SHOE 7409370(19207)	A	EA	1	*	*	104 22
PAOZZ	5310-333-7519	PIN,SHOULDER,HEADLESS: BRAKE SHOE 7064468(19207)	A	EA	1	*	*	104 23
PAOZZ	2530-321-6375	SPRING,BRAKE SHOE: 7064466(19207)	A	EA	1	*	*	104 24
PAOFF	2530-693-0680	BRAKE SHOE WITH LINING: OUTER 8380559(19207)	A	EA	1	*	*	104 25

(1) SMR Code	(2) Federal Stock Number	(3) Description  Reference number & mfg. code	(4) Unit of Meas.	(5) Qty Inc In Unit	(6) 15-day Maintenance allow	(7) organizational alw Illustration	(a) Figure No.	(b) Item No.
			Usable on code	(a) 1-5	(b) 6-20	(c) 21-50	(d) 51-100	
1201-HANDBRAKES-CONTINUED								
PAOZZ	4730-050-4208	FITTING,LUBRICATION: 1/8 NPT,OUTER BRAKE SHOE MS15003-1(96906)	A	EA	2	* * * *	104	26
PAOZZ	5310-891-3428	NUT.PLAIN,HEXAGON: OUTER BRAKE SHOE MS35691-77(96906)	A	EA	4	* * * *	104	27
PAOZZ	5310-732-0559	NUT,PLAIN,HEXAGON:OUTER BRAKE SHOE MS51968-8(96906)	A	EA	1	* * * *	104	28
PAOZZ	5306-737-6152	BOLT,RIBBED NECK: SERRATED SHOULDER 10X507(78500)	A	EA	8	* * * *	104	29
PAOZZ	4730-172-0028	FITTING,LUBRICATION: 1/8 NPT, 45°,OUTER BRAKE SHOE MS15003-4(96906)	A	EA	2	* * * *	104	30
1202-SERVICE BRAKES								
PAOZZ	5305-269-3210	SCREW,CAP,HEXAGON HEAD: 3/8-16UNC-24 X 7/8, BRAKE WHEEL CYLINDER MS90725-59(96906)	A	EA	12	* * * *	105	1
PAOZZ	5310-637-9541	WASHER,LOCK: 3/8 SCREW SIZE,BRAKE WHEEL CYLINDER DUST COVER MS35338-46(96909)	A	EA	12	* * * *	105	2
PAOZZ	5306-740-9376	BOLT: SHOE ADJUSTING CAM 7409376(19207)	A	EA	12	* * * *	105	3
PAOZZ	2530-740-9382	SPRING: SHOE ADJUSTING CAM 7409382(19207)	A	EA	12	* * * *	105	4
PAOZZ	2530-457-1676	CAM: ADJUSTING,BRAKE SHOE UPPER 5282725(19207)	A	EA	12	* * * *	105	5
PAOZZ	2530-656-4895	SHIELD,HEAT: WHEEL CYLINDER 7409323(19207)	A	EA	6	* * * *	105	6
PAOZZ	2530-272-8106	LINK: WHEEL CYLINDER 7413486(19207)	A	EA	12	* * * *	105	7
PAOFF	2530-152-2250	BRAKE SHOE: WITH LINING 11665741 (19207)	A	EA	12	* * * *	105	8
PAOZZ	5315-740-9379	PIN: SHOE ANCHOR PIN STRAP 7409379(19207)	A	EA	12	* * * *	105	9
PAOZZ	5310-740-9385	WASHER: SPRING SJHOE ANCHOR 7409385(19207)	A	EA	12	* * * *	105	10
PAOZZ	5310-059-4261	WASHER,FLAT: 1/16 THICK,SHOE ANCHOR PIN 594261(21450)	A	EA	24	* * * *	105	11
PAOZZ	5340-944-4911	RETAINER: MS16633-3025(96906)	A	EA	12	* * * *	105	12

(1) SMR Code	(2) Federal Stock Number	(3) Description  Reference number & mfg. code	(4) Unit of Meas.	(5) Qty Inc In Unit	(6) 15-day Maintenance alw	(7) organizational Illustration	(a) Figure No.	(b) Item No.
					(a) (b) (c) (d)			
					Usable on code	1-5 6-20 21-50 51-100		
PAOZZ	5310-797-9322	1202-SERVICE BRAKES-CONTINUED WASHER, SLOTTED: 7979332(19207)	A	EA	12	* * * *	105	13
PAOZZ	2530-204-3622	LINK, ANCHOR BRAKE SHOE: 7979340(19207)	A	EA	6	* * * *	105	14
XBOZZ		BRACKET: ANCHOR PIN MOUNTING 7979334(19207)	A	EA	6		105	15
PAOZZ	5310-584-7888	WASHER, LOCK: MS35338-51(96906)	A	EA	12	* * * *	105	16
PAOZZ	5310-275-9460	NUT, PLAIN, HEXAGON: 7413488(19207)	A	EA	12	* * * *	105	17
PAOZZ	5310-595-7237	WASHER, LOCK: (COMPONENT OF PARTS KIT, GUIGUIDE PIN FSN, 2530-137-9275) MS35333-42(96906)	A	EA	12	* * * *	105	18
PAOZZ	5310-732-0559	NUT, PLAIN, HEXAGON: COMPONENT OF PARTS KIT, GUIDE PIN FSN 2530-137-9275) MS51968-8(96906)	A	EA	12	* * * *	105	19
PAOZZ	2530-925-0139	PIN: GUIDE, BRAKE SHOE 11593201(19207)	A	EA	12	* * * *	105	20
PAOZZ	2530-797-9339	SPRING: RETRACTING, BRAKESHOE 7409383(19207)	A	EA	6	* * * *	105	21
PAOZZ	5315-842-3044	PIN, COTTER: BRAKESHOE ANCHOR PIN MS24665-283(96906)	A	EA	24	* * * *	105	22
PAOZZ	2530-232-6020	COVER: MOUNTING PLATE, DUST 8758357(19207)	A	EA	1	* * * *	105	23
PAOZZ	2530-461-3835	PIN, PIVOT, BRAKE SHOE: 7979271(19207)	A	EA	12	* * * *	105	24
PAOZZ	2530-137-9275	PARTS KIT, GUIDE PIN: SERVICE BRAKE 11677781(19207) CONSISTING OF: 1-SPRING 11663025(19207) 1-GUIDE PIN 11663231(19207) 3-WASHERS 11663232(19207) 1-SPRING 11663233(19207) 1-NUT 11663236(19207) 1-NUT MS51968-8(96906)	A			* * * *	105	19

(1) SMR Code	(2) Federal Stock Number	(3) Description	(4) Unit of Meas.	(5) Qty Inc In Unit	(6) 15-day Maintenance allow	(7) organizational alw Illustration	(a) Figure No.	(b) Item No.
Reference number & mfg. code			Usable on code	(a) 1-5	(b) 6-20	(c) 21-50	(d) 51-100	
		1202-SERVICE BRAKES-CONTINUED CONSISTING OF:-CONTINUED 1-WASHER, LOCK MS35333-42(96906)						105 18
PAOZZ	4730-516-7419	1204-HYDRAULIC BRAKE SYSTEM BOLT, FLUID PASSAGE: MULTIPLE CONNECTOR 5167419(19207)	A	EA	6	* * * *		106 1
PAOZZ	5310-209-1761	WASHER, FLAT: MULTIPLE CONNECTOR A215674(19207)	A	EA	6	* * * *		106 2
PAOZZ	4730-528-2743	CONNECTOR, MULTIPLE: FLUID PRESSURE LINE 5282743(19207)	A	EA	6	* * * *		106 3
PAOZZ	5310-275-6635	WASHER, FLAT: COPPER 1/2 I.D., 13/16 O.D. 5214539(19207)	A	EA	6	* * * *		106 4
PAOZZ	2530-278-6555	VALVE, BLEEDER: BACKING PLATE 7411071(19207)	A	EA	6	* * * *		106 5
PAOZZ	2530-421-9687	CYLINDER ASSEMBLY, WHEEL: FRONT 8758255(19207)	A	EA	2	* * * *		106 6
PAOZZ	2530-920-7568	CYLINDER ASSEMBLY, WHEEL: REAR 8758259(19207)	A	EA	4	* * * *		106 6
PAOFF	2530-741-1070	CYLINDER ASSEMBLY, MASTER: 7411070(19207)	A	EA	1	* * * *		107 1
PAOZZ	5310-361-7052	WASHER, FLAT: OUTLET PLUG 5156636(19207)	A	EA	1	* * * *		107 2
PAOZZ	5365-289-4926	PLUG, OUTLET: 5215672(19207)	A	EA	1	* * * *		107 3
PAOZZ	2530-274-4510	SCREW, MACHINE: BLEEDER 7409322(19207)	A	EA	1	* * * *		107 4
PAOZZ	2530-741-1069	CAP, FILLER 7411069(19207)	A	EA	1	* * * *		107 5
PAOZZ	2530-740-9316	GASKET: 7409316(19207)	A	EA	1	* * * *		107 6
PAOZZ	2530-740-9313	BOOT, DUST AND MOISTURE: 7409313(19207)	A	EA	1	* * * *		107 7
PAOZZ	5305-269-2807	SCREW, CAP, HEXAGON HEAD: MASTER CYLINDER MOUNTING MS90726-64 (96906)	A	EA	4	* * * *		107 8
PAOZZ	5310-982-4908	NUT, SELF-LOCKING: MASTER CYLINDER MOUNTING MS51922-21(96906)	A	EA	1	* * * *		107 9
PAOZZ	4730-421-9087	PLUG, PIPE: MACHINE THREAD MS49005-2(96906)	A	EA	1	* * * *		107 10

(1) SMR Code	(2) Federal Stock Number	(3) Description  Reference number & mfg. code	(4) Unit of Meas.	(5) Qty Inc In Unit	(6) 15-day Maintenance alw	(7) organizational Illustration	(a) Figure No.	(b) Item No.	
			Usable on code	(a) 1-5	(b) 6-20	(c) 21-50	(d) 51-100		
		-CONTINUED							
PAOFF	2530-737-6689	CYLINDER,AIR,HYDRAULIC: BRAKE NUT 7376689(19207)	A	EA	1	*	*	108	1
PAOZZ	2530-294-6747	SCREW,BLEEDER: BODY ASSEMBLY AND CYLINDER CAP 7376729(19207)		EA	2	*	*	108	2
PAOZZ	4730-057-5555	PLUG,PIPE: 3/8-18,PISTON HOUSING MS49005-6(96906)		EA	1	*	*	108	3
PAOZZ	4730-018-9566	PLUG,PIPE: CYLINDER SHELL G1251(24617)		EA	1	*	*	108	4
PAOZZ		PLATE: 10883281(19207)	A	E	2	*	*	109	1
PAOZZ	5360-516-7466	SPRING,HELICAL,EXTENSION: TORSION BRAKE LINE 5167466(19207)	A	EA	2	*	*	109	2
PAOZZ	4720-203-9515	HOSE ASSEMBLY,NONMETALLIC: FRONT AXLE LINE 143-60110-01900(79470)	A	EA	2	*	*	109	3
PAOZZ	5305-267-8973	SCREW,CAP,HEXAGON HEAD: 1/4-28UNF-2A X 9/16, HOSE CLIP MS90726-4(96906)	A	EA	2	*	*	109	4
PAOZZ	5340-597-0182	CLIP: FRONT AXLE LINE MS21333-39(96906)	A	EA	2	*	*	109	5
PAOZZ	5310-959-7600	NUT,SELF-LOCKING: HOSE CLIP MS51922-5(96906)	A	EA	2	*	*	109	6
PAOZZ	2530-740-9451	BRACKET,MOUNTING: FRONT HOSE LINE 7409451(19207)	A	EA	2	*	*	109	7
PAOZZ	5310-637-9541	WASHER,LOCK: 3/8 NOMINAL SIZE MOUNTING BRACKET MS35338-46(96906)	A	EA	2	*	*	109	8
PAOZZ	5305-269-3208	SCREW,CAP,HEXGON HEAD: 3/8-16UNC-2A X 5/8, MOUNTING BRACKET MS90725-57(96906)	A	EA	2	*	*	109	9
PAOZZ	5310-543-4385	WASHER,LOCK: 3/8 NOM SIZE, MOUNTING BRACKET MS35333-46(96906)	A	EA	2	*	*	109	10
PAOZZ	5310-835-2037	NUT,PLAIN,HEXAGON: MOUNTING BRACKET MS35691-53(96906)	A	EA	11	*	*	109	11
PAOZZ	2530-740-9481	TUBE ASSEMBLY,METAL: FRONT AXLE LINE TEE TO RIGHT FRONT WHEEL CYLINDER LINE 7409481(19207)	A	EA	1	*	*	109	12

(1) SMR Code	(2) Federal Stock Number	(3) Description  Reference number & mfg. code	(4) Unit of Meas.	(5) Qty Inc In Unit	(6) 15-day Maintenance alw	(7) organizational Illustration	(a) Figure No.	(b) Item No.
			Usable on code	(a) 1-5	(b) 6-20	(c) 21-50	(d) 51-100	
		1204-HYDRAULIC BRAKE SYSTEM -CONTINUED						
PAOZZ		CLIP: FRONT AXLE LINE 7409327(19207)	A	EA 3	*	*	*	109 13
PAOZZ	5310-737-3253	NUT,PLAIN,HEXAGON: FRONT AXLE BRAKE SUPPLY HOSE 7373253(19207)	A	EA 2	*	*	*	109 14
PAOZZ	5310-550-3714	WASHER,LOCK: FRONT AXLE BRAKE SUPPLY HOSE MS35333-47(96906)	A	EA 2	*	*	*	109 15
PAOZZ	5340-419-9485	BRACKET: FRONT AXLE FLEXIBLE LINE 10883284(19207)	A	EA 1	*	*	*	109 16
PAOZZ	4710-900-8592	TUBE ASSEMBLY,METAL: FRONT AXLE FLEXIBLE LINE 10883283(19207)	A	EA 1	*	*	*	109 17
PAOZZ	4720-741-3492	HOSE ASSEMBLY,NONMETALLIC: FRONT AXLE BRAKE 7413492(19207)	A	EA 1	*	*	*	109 18
PAOZZ	5310-950-0039	NUT,SELF-LOCKING,HEXAGON: MOUNTING BRACKET MS21044N6(96906)	A	EA 2	*	*	*	109 19
PAOZZ	5305-269-2803	SCREW,CAP,HEXAGON HEAD: 3/8-24UNF-2A X LIN., MOUNTING BRACKET MS90726-60(96906)	A	EA 1	*	*	*	109 20
PAOZZ	2530-740-9478	TUBE ASSEMBLY,METAL: FRAME TEE TO FRONT AXLE FLXIBLE LINE 7409478(19207)	A	EA 1	*	*	*	109 21
PAOZZ	5310-809-4058	WASHER,FLAT: .281 ID, LOOP CLAMP MS27183-10(96906)	A	EA 1	*	*	*	109 22
PAOZZ	5305-267-8974	SCREW,CAP,HEXGON HEAD: 1/4-28UNF-2A X 1 IN., LOOP CLAMP MS90726-8 (96906)	A	EA 1	*	*	*	109 23
PAOZZ	5340-896-1094	CLAMP,LOOP: FRONT AIR HYDRAULIC SUPPLY LINE 573036(21450)	A	EA 2	*	*	*	109 24
PAOZZ	5305-068-0507	SCREW,CAP,HEXAGON HEAD: 1/4-28UNF-2A X 7/8 IN,. LOOP CLAMP MS90726-7(96906)	A	EA 3	*	*	*	109 25
PAOZZ	2530-740-9475	TUBE ASSEMBLY,METAL: AIR HYDRAULIC CYLINDER TO FRAME TEE 7409475(19207)	A	EA 1	*	*	*	109 26
PAOZZ	5306-225-9093	SCREW,CAP,HEXAGON HEAD: 5/16-24UNF-2A X 1 1/2 IN., LOOP CLAMP MS90726-38(96906)	A	EA 1	*	*	*	109 27
PAOZZ	4730-740-9332	TEE,TUBE: BRAKE BOOSTER CYLINDER LINE AND AXLE HYRAULIC SUPPLY LINES 7409332(19207)	A	EA 1	*	*	*	109 28

(1) SMR Code	(2) Federal Stock Number	(3) Description  Reference number & mfg. code	(4) Unit of Meas.	(5) Qty Inc In Unit	(6) 15-day Maintenance In	(7) organizational allow Illustration  (a) Figure (b) 6-20 (c) 21-50 (d) 51-100 (a) Figure (b) Item	(8) No.	(9) No.
		1204-HYDRAULIC BRAKE SYSTEM -CONTINUED						
PAOZZ	5365-244-1341	SPACER: L 10883334(19207)	A	EA	1	* * * *	109	29
PAOZZ	5310-088-0553	NUT,SELF=LOCKING,HEXAGON: LOOP CLAMP MS21044N5(96906)	A	EA	3	* * * *	109	30
PAOZZ	5310-275-6635	WASHER,FLAT: MASTER CYLINDER TO AIR HYDRAULIC LINE 5214539(19207)	A	EA	1	* * * *	109	31
PAOZZ	2530-740-9474	TUBE ASSEMBLY, METAL:METAL: MASTER CYLINDER TO AIR HYDRAULIC CYLINDER 7409474(19207)	A	EA	1	* * * *	109	32
PAOZZ	5305-267-8979	SCREW,CAP,HEXAGON HEAD: 1/4-28UNF-2A X 1 3/4 IN. , LOOP CLAMP MS90726-13(96906)	A	EA	5	* * * *	109	33
PAOZZ	5340-809-1492	CLAMP,LOOP:	HA,BD	EA	7	* * * *	109	34
			MS21333-100(96906)					
PAOZZ	5340-741-3899	SPACER,SLEEVE: LOOP CLAMP 7413899(19207)	A	EA	1	* * * *	109	35
PAOZZ	5365-496-9706	SPACER,SLEEVE: LOOP CLAMP 10883319(19207)	A	EA	1	* * * *	109	36
PAOZZ	2530-741-1149	LINE ASSEMBLY,FRAME: TEE TO REAR AXLE UNION 7411149(19207)	A	EA	1	* * * *	109	37
PAOZZ	2530-740-9479	TUBE ASSEMBLY,METAL: FRAME TEE TO REAR AXLE UNION 7409479(19207)	CA,CB,FA FB,IC,ID	EA	1	* * * *	109	37
PAOZZ	2530-740-9480	TUBE ASSEMBLY,METAL: FRAME TO REAR AXLE UNION 7409480 (19207)	A	EA	1	* * * *	109	37
PAOZZ	5305-267-8980	SCREW,CAP,HEXAGON HEAD: 1/4-28UNF-2A X 2 IN. , LOOP CLAMP MS90726-14(96906)	DA,DB,EA EB,HA,BD IA,IB	EA	1	* * * *	109	38
PAOZZ		UNION: REAR AXLE AXLE TEE LINE 190922(21450)	A	EA	1	* * * *	109	39
PAOZZ	2530-740-9476	TUBE ASSEMBLY,METAL: FORWARD REAR AXLE TEE TO LEFT WHEEL CYLINDER 7409476(19207)	OB,BG,BF CA,CB,DB IB,EA,EC FA,FB,HA, BD,JA,IB, IC,ID	EA	1	* * * *	109	40
PAOZZ	2530-741-1147	LINE ASSEMBLY,TEE: FORWARD REAR AXLE TEE TO LEFT WHEEL CYLINDER 7411147(19207)	BE,IA	EA	1	* * * *	109	40
PAOZZ	4730-737-3252	CONNECTOR,MULTIPLE: REAR BRAKE LINE 7373252(19207)	A	EA	2	* * * *	109	41

(1) SMR Code	(2) Federal Stock Number	(3) Description	(4) Unit of Meas.	(5) Qty Inc In Unit	(6) 15-day Maintenance alw	(7) organizational Illustration	(a) Figure No.	(b) Item No.		
Reference number & mfg. code			Usable on code	(a) 1-5	(b) 6-20	(c) 21-50	(d) 51-100			
1204-HYDRAULIC BRAKE SYSTEM -CONTINUED										
PAOZZ	2530-740-9485	TUBE ASSEMBLY,METAL: FORWARD REAR AXLE TO TEE TO RIGHT WHEEL CYLINDER 7409485(19207)	BG,BF,CA, CB,DA,DB, EA,EB,EC, FA,FB,HA, BD,IA,IB, IC,ID	EA	1	*	*	*	109	42
PAOZZ	5305-269-2801	SCREW,CAP,HEXAGON HEAD: 3/8-24UNF-2A X 3/4 IN., LOOP CLAMP MS90726-58(96906)	A	EA	4	*	*	*	109	43
PAOZZ	5340-282-7551	CLAMP,LOOP: BOLT BRAKE LINE MS21333-55(96906)	A	EA	4	*	*	*	109	44
PAOZZ	4720-740-9331	HOSE ASSEMBLY,NONMETALLIC: REAR AXLE BRAKE 7409331(19207)	A	EA	1	*	*	*	109	45
PAOZZ	5340-248-6078	BAND,RETAINING: 10871218(19207)	A	EA	4	*	*	*	109	46
PAOZZ	5305-984-6212	SCREW,MACHINE: RETAINING BAND MS35206-265(96906)	A	EA	4	*	*	*	109	47
PAOZZ	5310-045-3296	WASHER,FLAT: RETAINING BAND MS35338-43(96906)	A	EA	4	*	*	*	109	48
PAOZZ	5310-934-9758	NUT,PLAIN,HEXAGON: RETAINING BAND MS35649-202(96906)	A	EA	4	*	*	*	109	49
PAOZZ		SPACER,SLEEVE: RETAINING BAND 7339985(19207)	A	EA	4	*	*	*	109	50
PAOZZ	5306-225-9088	SCREW,CAP,HEXAGON HEAD: 5/16-24UNF-2A X 7/8 IN., LINE FITTING MS90726-33(96906)	A	EA	2	*	*	*	109	51
PAOZZ		FITTING: REAR BRAKE LINE 7341234 (19207)	A	EA	1	*	*	*	109	52
PAOZZ	2530-741-1150	LINE ASSEMBLY,TEE: REAR AXLE TEE TO RIGHT WHEEL CYLINDER 7411150(19207)	BE,IA	EA	1	*	*	*	109	53
PAOZZ	2530-740-9483	TUBE ASSEMBLY,METAL: REAR REAR AXLE TO RIGHT WHEEL CYLINDER 7409483(19207)	BG,BF,CA, CB,DA,DB, EA,EB,FA, FB,HA,BD, IA,IB	EA	1	*	*	*	109	53
PAOZZ	2530-740-9477	TUBE ASSEMBLY,METAL: REAR REAR AXLE TEE TO LEFT WHEEL CYLINDER 7409477(19207)	BG,BB,BF CA,CB,DA DB,FA,FB HA,BD,IA IB,IC,ID	EA	1	*	*	*	109	54



(1) SMR Code	(2) Federal Stock Number	(3) Description  Reference number & mfg. code	(4) Unit of Meas.	(5) Qty In Unit	(6) 15-day Maintenance alw	(7) organizational Illustration  (a) (b) (c) (d) Figure No.	(a) 1-5	(b) 6-20	(c) 21-50	(d) 51-100	(a) Figure No.	(b) Item No.
		1204-HYDRAULIC BRAKE SYSTEM -CONTINUED										
PAOZZ	2530-741-1148	LINE ASSEMBLY,TEE: REAR REAR AXLE TEE TO LEFT WHEEL CYLINDER 7411148(19207)	BE,IA	EA	1	* * * *					109	54
PAOZZ	2530-740-9484	TUBE ASSEMBLY,METAL: UNION TO REAR AXLE FLEXIBLE LINE 7409484(19207)	A	EA	1	* * * *					109	55
PAOZZ	2530-740-9482	TUBE ASSEMBLY,METAL: FRONT AXLE LINE TEE TO LEFT FRONT WHEEL CYLINDER LINE 7409482(19207)	A	EA	1	* * * *					109	56
PAOZZ	2530-421-3930	BRACKET: 10883282(19207)	A	EA	2	* * * *					109	57
PAOZZ	2530-741-3493	TEE: AXLE CYLINDER TUBE,FRONT AXLE BRAKE WHEEL CYLINDER 7413493(19207)	A	EA	2	* * * *					109	58
PAOZZ	2530-740-9475	TUBE ASSEMBLY,METAL: AIR HYDRAULIC CYLINDER TO FRAME TEE 7409475(19207)	A	EA	1	* * * *					109	59
		1206-MECHANICAL BRAKE SYSTEM										
PAOZZ	5310-950-0039	NUT,SELF-LOCKING,HEXAGON: LEVER(1), CYLINDER (4),BRACE(2) MS21044N6(96906)	A	EA	7	* * * *					110	1
PAOZZ	5340-752-0964	BUMPER,RUBBER: PEDAL LEVER 7520964(19207)	A	EA	1	* * * *					110	2
PAOZZ	2530-740-9448	STEM,PEDAL: BRAKE LEVER 7409448(19207)	A	EA	1	* * * *					110	3
PAOZZ	2540-752-0971	PAD,PEDAL: STEM 7520971(19207)	A	EA	1	* * * *					110	4
PAOZZ	5305-269-2808	SCREW,CAP,HEXAGON HEAD: 3/8-24UNF-2A X 1 3/4 IN., PEDAL LEVER MS90726-65(96906)	A	EA	1	* * * *					110	5
PAOZZ	2530-179-5705	LEVER,BRAKE ACTUATING: BRACKET 10871495(19207)	A	EA	1	* * * *					110	6
PAOZZ	3120-740-9443	BEARING,SLEEVE: PEDAL LEVER 7409443(19207)	A	EA	1	* * * *					110	7
PAOZZ	4730-050-4208	FITTING,LUBRICATION: 1/8 NPT, PEDAL LEVER MS1503-1(96906)	A	EA	1	* * * *					110	8
PAOZZ	5310-763-8911	NUT,PLAIN,HEXAGON: YOKE MS51968-17(96906)	A	EA	1	* * * *					110	9
PAOZZ	5340-740-9449	CLEVIS,ROD END: MASTER CYLINDER TO PEDAL LEVER 7409449(19207)	A	EA	1	* * * *					110	10

(1) SMR Code	(2) Federal Stock Number	(3) Description  Reference number & mfg. code	(4) Unit of Meas.	(5) Qty Inc In Unit	(6) 15-day Maintenance allow	(7) organizational alw Illustration	(a) Figure No.	(b) Item No.
			Usable on code		(a) (b) (c) (d) 1-5 6-20 21-50 51-100			
		1206-MECHANICAL BRAKE SYSTEM -CONTINUED						
PAOZZ	5315-839-5822	PIN,COTTER MS24665-353(96906)	A	EA	1	* * * *	110	11
PAOZZ	5315-842-3154	PIN,STRAIGHT,HEADED: YOKE MS35810-36(96906)	A	EA	1	* * * *	110	12
PAOZZ	5360-740-9447	SPRING,HELICAL,EXTENSION PEDAL LEVER 7409447(19207)	A	EA	1	* * * *	110	13
PAOZZ	5340-462-2902	BRACKET,ANGLE: 7409442(19207)	A	EA	1	* * * *	110	14
		1208-AIR BRAKE SYSTEM						
PAOZZ	4730-069-1187	ELBOW,PIPE TO TUBE: MS39182-3(96906)	A	EA	5	* * * *	111	1
PAOZZ	4730-419-9424	NIPPLE,PIPE: 837631(19207)	A	EA	2	* * * *	111	2
PAOZZ	5360-410-9791	SPRING,HELICAL,COMPRESSION: 10883272(19207)	A	EA	1	* * * *	111	3
PAOZZ	4730-708-1996	ELBOW,PIPE TO TUBE: MS39183-5(96906)	A	EA	4	* * * *	111	4
PAOZZ	5310-582-6714	WASHER,LOCK: MS35333-49(96906)	A	EA	1	* * * *	111	5
PAOZZ	5310-959-7600	NUT,SELF-LOCKING,HEXAGON: MS51922-5(96906)	A	EA	14	* * * *	111	6
PAOZZ	5340-896-1094	CLAMP,LOOP: TUBE RETAINING MS21333-100(96906)	A	EA	5	* * * *	111	7
PAOZZ	5305-068-0507	SCREW,CAP,JHEXAGON HEAD: MS90726-7(96906)		EA	4	* * * *	111	8
PAOZZ		TUBE: TO GOVERNOR 10883494(19207)	A	EA	1	* * * *	111	9
PAOZZ	2530-854-3747	TUBE,METAL,PREFORMED: 10883359(19207)	A	EA	1	* * * *	111	10
PAOZZ	4730-701-7678	ELBOW PIPE TO TUBE: MS39182-6(96906)	A	EA	1	* * * *	111	11
PAOZZ	2530-854-4457	GOVERNOR ASSEMBLY: MS53006-1(96906)	A	EA	1	* * * *	111	12
PAOZZ	2530-040-2272	LINE,PREFORMED: 7409459(19207)	A	EA	1	* * * *	111	13
PAOZZ	2530-753-9300	MANIFOLD,ASSEMBLY: 7539300(19207)	A	EA	1	* * * *	111	14
PAOZZ	4730-011-2578	PLUG,PIPE: 112578(21540)	A	EA	1	* * * *	111	15

(1) SMR Code	(2) Federal Stock Number	(3) Description	(4) Unit of Meas.	(5) Qty Inc In Unit	(6) 15-day Maintenance alw	(7) organizational Illustration	(a) Figure No.	(b) Item No.		
Reference number & mfg. code			Usable on code	(a) 1-5	(b) 6-20	(c) 21-50	(d) 51-100			
PAOZZ	4720-319-6002	1208-AIR BRAKE SYSTEM-CONTINUED HOSE ASSEMBLY: MANIFOLD AIR GAGE 8332548(19207)	A	EA	1	*	*	*	111	16
PAOZZ	2530-740-9495	LINE,MANIFOLD FITTING: 7409495(19207)	A	EA	1	*	*	*	111	17
PAOZZ	2530-740-9496	LINE,MANIFOLD FITTING: 7409496(19207)	A	EA	1	*	*	*	111	18
PAOZZ	4730-069-1186	ADAPTER,STRAIGHT,PIPE TO TUBE: MS39179-5(96906)	A	EA	1	*	*	*	111	19
PAOZZ	4730-142-3075	ADAPTER,STRAIGHT,PIPE TO TUBE: MS39179-4(96906)	A	EA	1	*	*	*	111	20
PAOZZ	2530-753-3853	VALVE: AIR SUPPLY 7533853(19207)	A	EA	1	*	*	*	111	21
PAOZZ	4730-069-1186	ADAPTER,STRAIGHT,PIPE: MS39179-5(96906)	A	EA	1	*	*	*	111	22
PAOZZ	5305-267-8974	SCREW,CAP,HEXAGON HEAD: MS90726-8(96906)	A	EA	1	*	*	*	111	23
PAOZZ	4730-011-8537	UNION,PIPE,CONNECTION: MS39167-3(96906)	A	EA	1	*	*	*	111	24
PAOZZ	2530-740-9455	TUBE,PREFORMED: 7409455(19207)	A	EA	1	*	*	*	111	25
PAOZZ	2530-740-9457	TUBE,PREFORMED: 7409457(19207)	A	EA	1	*	*	*	111	26
PAOZZ		TUBE,PREFORMED: 10883500(19207)	A	EA	1	*	*	*	111	27
PAOZZ	5340-282-7505	CLAMP,LOOP: STEEL MS21333-57(96906)	A	EA	1	*	*	*	111	28
PAOZZ	5305-068-0505	SCREW,CAP,HEXAGON HEAD: MS90726-5(96906)	A	EA	1	*	*	*	111	29
PAOZZ	5340-286-2494	CLAMP,LOOP: STEEL MS21333-36	A	EA	1	*	*	*	111	30
PAOZZ		CLAMP,LOOP: 125698(21450)	A	EA	1	*	*	*	111	31
PAOZZ	4730-943-8051	ELBOW,PIPE TO TUBE: MS39182-2(96906)	A	EA	1	*	*	*	111	32
PAOZZ	4730-782-5461	TEE,PIPE TO TUBE: MS39190-2(96906)	A	EA	1	*	*	*	111	33
PAOZZ	2530-740-9488	LINE, GOVERNOR: 7409488(19207)	A	EA	1	*	*	*	111	34
PAOZZ	4730-494-6580	TEE,PIPE TO TUBE: MS39190-3(96906)	A	EA	1	*	*	*	111	35

(1) SMR Code	(2) Federal Stock Number	(3) Description	(4) Unit of Meas.	(5) Qty Inc In Unit	(6) 15-day Maintenance allow	(7) organizational alw Illustration	(a) Figure No.	(b) Item No.
Reference number & mfg. code			Usable on code	(a) 1-5	(b) 6-20	(c) 21-50	(d) 51-100	
		1208-AIR BRAKE SYSTEM-CONTINUED						
PAOZZ		LINE,MANIFOLD: 7409493(19207)	A	EA	1	*	*	111 36
PAOZZ		LINE: TO AIR SUPPLY VALVE 7409494(19207)	A	EA	1	*	*	111 37
PAOZZ	2530-932-4994	TUBE,METAL,PREFORMED: 10883499(19207)	A	EA	1	*	*	111 38
PAOZZ	5340-984-8540	CLAMP,LOOP: MS21333-102(96906)	A	EA	2	*	*	111 39
PAOZZ	4730-011-8537	UNION,PIPE,CONNECTION: MS39167-3	A	EA	1	*	*	111 40
PAOZZ	5305-068-0507	SCREW,CAP,HEXGON HEAD: MS90726-7(96906)	A	EA	1	*	*	111 41
PAOZZ	5305-068-0506	SCREW,CAP,HEXAGON HEAD: MS90726-6	A	EA	4	*	*	111 42
PAOZZ	5340-896-1094	CLAMP,LOOP; MS21333-100	A	EA	4	*	*	111 43
PAOZZ	2530-454-5093	PLATE: BRAKE LINE RETAINING 10883303 (19207)	A	EA	2	*	*	111 44
PAOZZ		TEE,PIPE TO PIPE: 504331(21540)	A	EA	1	*	*	111 45
PAOZZ	2530-740-9468	TUBE: CONNECTOR 7409468(19207)	A	EA	1	*	*	111 46
PAOZZ	2530-740-9464	TUBE: CONNECTOR 7409464(19207)	A	EA	1	*	*	111 47
PAOZZ		TUBE,CONNECTOR 7409446(19207)	A	EA	1	*	*	111 48
PAOZZ	4730-069-1186	ADAPTER,STRAIGHT,PIPE TO TUBE: MS39179-5(96906)	A	EA	1	*	*	111 49
PAOZZ	4820-377-8780	VALVE: AIR SUPPLY 8330632(19207)	A	EA	1	*	*	111 50
PAOZZ	4730-277-5553	ELBOW,PIPE TO TUBE: 90° MS51922-2(96906)	A	EA	1	*	*	111 51
PAOZZ	5340-597-0182	CLAMP,LOOP: MS21333-39	A	EA	2	*	*	111 52
PAOZZ	2530-740-9486	TUBE: FRONT LINE 7409486(19207)	A	EA	1	*	*	111 53
PAOZZ	5360-410-9791	SPRING,SAFETY: 10883272(19207)	A	EA	1	*	*	111 54
PAOZZ	4730-278-3213	NIPPLE,TUBE: MS39187-2(96906)	A	EA	1	*	*	111 55

(1) SMR Code	(2) Federal Stock Number	(3) Description  Reference number & mfg. code	(4) Unit of Meas.	(5) Qty Inc In Unit	(6) 15-day Maintenance alw	(7) organizational Illustration	(a) Figure No.	(b) Item No.
			Usable on code	(a) 1-5	(b) 6-20	(c) 21-50	(d) 51-100	
PAOZZ		1208-AIR BRAKE SYSTEM-CONTINUED LINE, TRAILER CONNECTION: 7409487(19207)	A	EA	1	* * * *	111	56
PAOZZ	4730-896-0837	TEE,TUBE: 17/32-24NS-2A MS39188-2(96906)	A	EA	1	* * * *	112	1
PAOZZ	5340-809-1492	CLAMP,HOSE MS21333-100(96906)	A	EA	12	* * * *	112	2
PAOZZ	5310-959-7600	NUT,SELF-LOCKING HEXGON: MS51922-5(96906)	A	EA	12	* * * *	112	3
PAOZZ	5310-267-8976	SCREW,CAP,HEXAGON HEAD: MS90726-11(96906)	A	EA	5	* * * *	112	4
PAOZZ		TUBE,METAL,PREFORMED: 7409460(19207)	A	EA	1	* * * *	112	5
PAOZZ		TUBE,METAL,PREFORMED: 10883409(19207)	A	EA	1	* * * *	112	5
PAOZZ	5305-068-0507	SCREW,CAP.,HEXAGON HEAD: MS90726-7(96906)	A	EA	4	* * * *	112	6
PAOZZ	4730-278-3213	NIPPLE,TUBE: 17/32-24NS-2A MS39187-2(96906)	A	EA	1	* * * *	112	7
PAOZZ		TUBE,METAL,PREFORMED: 108883410(19207)	A	EA	1	* * * *	112	8
PAOZZ	2530-740-9471	TUBE,METAL,PREFORMED: 7409471(19207)	A	EA	1	* * * *	112	8
PAOZZ		TUBE, MENTAL, PREFORMED: 10883407(19207)	A	EA	1	* * * *	112	9
PAOZZ		TUBE,METAL,PREFORMED: 7409470(19207)	A	EA	1	* * * *	112	9
PAOZZ		TUBE,METAL,PREFORMED: 7411146(19207)	A	EA	1	* * * *	112	10
PAOZZ		TUBE,METAL,PREFORMED: 10883408(19207)	A	EA	1	* * * *	112	10
PAOZZ	4730-460-3907	ELBOW,TUBE: 17/32-24NS-2A MS39186-1(96906)	A	EA	1	* * * *	112	11
PAOZZ	5340-741-3899	SPACER: 7413899(19207)	A	EA	1	* * * *	112	12
PAOZZ		TUBE, METAL,PREFORMED: 7409460(19207)	A	EA	1	* * * *	112	13
PAOZZ		TUBE,METAL,PREFORMED: 8327005(19207)	A	EA	1	* * * *	112	14
PAOZZ	5305-267-8977	SCREW,CAP,HEXAGON HEAD: MS90726-10(96906)	A	EA	1	* * * *	112	15

(1) SMR Code	(2) Federal Stock Number	(3) Description	(4) Unit of Meas.	(5) Qty In Unit	(6) 15-day Maintenance allow	(7) organizational alw Illustration	(a) Figure No.	(b) Item No.
Reference number & mfg. code			Usable on code	(a) 1-5	(b) 6-20	(c) 21-50	(d) 51-100	
		1208-AIR BRAKE SYSTEM-CONTINUED						
PAOZZ	4730-143-9282	ELBOW, PIPE TO TUBE: 90° 17/32-24NS-2A MS39182-8(96906)	A	EA	1	*	*	112 16
PAOZZ		TUBE, METAL, PREFORMED: 10883285(19207)	A	EA	1	*	*	112 17
PAOZZ		TUBE, METAL, PREFORMED: 7409497(19207)	A	EA	1	*	*	112 18
PAOZZ		TUBE, METAL, PREFORMED: 7409465 (19207)	A	EA	1	*	*	112 19
PAOZZ		TUBE, METAL, PREFORMED: 7409462(19207)	A	EA	1	*	*	112 20
PAOZZ	4730-404-3205	ELBOW, PIPE TO TUBE: 10883538(19207)	A	EA	1	*	*	112 21
PAOZZ	4730-930-6354	ELBOW, PIPE TUBE: MALE PIPE END MS39193-3(96906)	A	EA	1	*	*	112 22
PAOZZ	4730-270-4616	ADAPTER, STRAIGHT, PIPE: 17/32-24-NS-2A MS39179-6(96906)	A	EA	1	*	*	112 23
PAOZZ	2530-409-8935	VALVE: AIR SUPPLY 5340153(19207)	A	EA	1	*	*	112 24
PAOZZ	4730-701-7678	ELBOW, PIPE TO THREAD: 90° 17/32-24NS-2A MS39182-6(96906)	A	EA	1	*	*	112 25
PAOZZ		TUBE, METAL, PREFORMED: 7409502(19207)	A	EA	1	*	*	112 26
XBOZZ		TUBE, METAL, PREFORMED:	A	EA	1	*	*	112 27
XBOZZ		TUBE, METAL, PREFORMED:	A	EA	1	*	*	112 28
PAOZZ	4730-691-1595	TEE, PIPE TO TUBE: 7339955(19207)	A	EA	1	*	*	112 29
PAOZZ	2530-318-0957	RESERVOIR: AIR ASSEMBLY 8327048(19207)	A	EA	2	*	*	113 1
PAOZZ	2530-774-5285	VALVE, SAFETY: AIR TANK 7745285(19207)	A	EA	1	*	*	113 2
PAOZZ	4820-287-4268	COCK, DRAIN: PRESSURE TANK MS35784-2(96906)	A	EA	1	*	*	113 3
PAOZZ	5306-207-4932	BOLT, U: AIR RESERVOIR SUPPORT 8327473(19207)	A	EA	4	*	*	113 4
PAOZZ	5310-950-0039	NUT, SELF-LOCKING, HEXAGON: "U" BOLT SUPPORT MS21044N6(96906)	A	EA	8	*	*	113 5
PAOZZ	2530-246-7003	NON-ILLUSTRATED SPRING: SAFETY VALVE, AIR RESERVOIR 8327909(19207)	A	EA	1	*	*	

(1) SMR Code	(2) Federal Stock Number	(3) Description	(4) Unit of Meas.	(5) Qty In Unit	(6) 15-day Maintenance allow	(7) organizational alw Illustration	(a) Figure No.	(b) Item No.
Reference number & mfg. code			Usable on code	(a) 1-5	(b) 6-20	(c) 21-50	(d) 51-100	
1208-AIR BRAKE SYSTEM-CONTINUED								
NONILLUSTRATED-CONTINUED								
PAOZZ	2530-898-0224	HOSE ASSEMBLY,BRAKE: INTERVEHICULAR 7413037(19207)	A	EA	2	*	*	*
NONILLUSTRATED								
PAOZZ	4730-494-6580	TEE,PIPE TO TUBE: LINE TO GOVERNOR MS39190-3(96906)	A	EA	1	*	*	*
PAOZZ	4730-511-1671	CONNECTOR,AIR BRAKE: 8331478(19207)	A	EA	4	*	*	*
PAOZZ	4730-546-5902	COUPLING,PIPE: AIR GAGE TO AIR HOSE 8747887(19207)	A	EA	1	*	*	*
PAOZZ	4730-987-9073	ADAPTER,STRAIGHT,PIPE TO HOSE: AIR BRAKE, 1/2 NPTF MALE PIPE END,3/8 X 3/4 O.D. HOSE END ASSEMBLY MS39133-2(96906)	A	EA	4	*	*	*
NONILLUSTRATED								
PAOZZ	5340-700-1765	SPRING,HELICAL,COMPRESSION: AIR SUPPLY VALVE 202677(06853)	A	EA	2	*	*	*
1209-AIR COMPRESSOR ASSEMBLY								
PAOZZ	4730-044-4688	PLUG,PIPE: 1/8-27NPTF, AIR COMPRESSOR CRANKSHAFT REAR BEARING COVER AND UNLOADER VALVE LEVER COVER WWP471(81349)	AA	EA	2	*	*	*
PAOFF	2530-142-1743	COMPRESSOR,RECIPROCATOR: 7539349(19207)	AA	EA	1	*	*	*
PAOZZ	4730-045-9767	PLUG,PIPE: HEX-SOCKET, 1/4-18NPTF, AIR COMPRESSOR CYLINDER MS490006-4(96906)	AA	EA	1	*	*	*
PAOZZ	2530-740-9206	PULLEY ASSEMBLY, AIR COMPRESSOR: W/FLANGE 7409206(19207)	AA	EA	1	*	*	*
PAOZZ		PULLEY, AIR COMPRESSOR: REAR 108971247(19207)		EA	1	*	*	*
PAOZZ		PULLEY, AIR COMPRESSOR: FRONT 8682896(19207)		EA	1	*	*	*
PAOZZ	3030-821-8270	BELT,V: COMPRESSOR DRIVE MS51070-42(96906)	AA	EA	1	*	*	*
PAOZZ	5310-275-9453	NUT,PLAIN,SLOTTED: 7376063(19207)	AA	EA	1	*	*	*
PAOZZ	5315-012-0123	PIN,COTTER: 1/8 X 1 1/4 IN.LG,SLOTTED NUT MS24665-355 (96906)	AA	EA	1	*	*	*
PAOZZ	5310-637-9541	WASHER, LOCK: FRONT PULLEY, 3/8 NOM SIZE MS35338-46(96906)	AA	EA	2	*	*	*

(1) SMR Code	(2) Federal Stock Number	(3) Description  Reference number & mfg. code	(4) Unit of Meas.	(5) Qty In Unit	(6) 15-day Maintenance alw	(7) organizational Illustration	(a) Figure No.	(b) Item No.	
			Usable on code		(a) (b) (c) (d)	1-5 6-20 21-50 51-100			
1209-AIR COMPRESSOR ASSEMBLY -CONTINUED									
PAOZZ	5305-269-3215	SCREW,CAP,HEXAGON HEAD: 3/8-16UNC-2A X 1 3/4, FRONT PULLEY MS90725-65(96906)	AA	EA	2	* * * *	114	11	
PAOZZ	4730-018-9566	PLUG,PIPE: 1/8-27NPT, BRACKET G1251(24617)	AA	EA	2	* * * *	114	12	
PAOZZ	5307-335-4089	STUD: 7/16-14NC X 1 5/8,MOUNTING 63575R1(31007)	AA	EA	4	* * * *	114	13	
PAOZZ	5330-641-6449	GASKET: AIR COMPRESSOR TO MOUNTING BRACKET A340175(76040)	AA	EA	1	* * * *	114	14	
PAOZZ	5310-209-0965	WASHER,LOCK: 7/16 NOM SIZE,,MOUNTING STUD MS35338-47(96906)	AA	EA	4	* * * *	114	15	
PAOZZ	5310-880-8189	NUT,PLAIN,HEXAGON: 7/16-14UNC-2B,MOUNTING STUD MS51967-11(96906)	AA	EA	4	* * * *	114	16	
PAOZZ	4730-045-9769	PLUG,PIPE: 3/8-18NPTF,COMPRESSOR CYLINDER HEAD MS490006-6(96906)	AA	EA	1	* * * *	114	17	
PAOZZ	2530-753-9372	AIR-CLEANER,INTAKE: AIR COMPRESSOR 7539372(19207)	AA	EA	1	* * * *	115	1	
PAOZZ	5305-018-9291	SCREW,CAP,HEXAGON HEAD: AIR CLEANER MOUNTING 189291(24617)	AA	EA	2	* * * *	115	2	
PAOZZ	5310-193-9715	WASHER,FLAT: AIR CLEANER MOUNTING 299491PC4(10001)	AA	EA	2	* * * *	115	3	
PAOZZ	5330-260-9311	PACKING,PREFORMED: AIR CLEANER MOUNTING AN6227B5(88044)	AA	EA	2	* * * *	115	4	
PAOFF	2530-854-4457	GOVERNOR ASSEMBLY, AIR: AIR BRAKE MS530069-1(96906)	A	EA	1	* * * *	116	1	
PAOZZ	5306-225-9088	SCREW,CAP,HEXAGON HEAD: 5/16-24UNF-2A X 7/8 IN., MS90726-33 (96906)	A	EA	2	* * * *	116	2	
PAOZZ	5310-959-7600	NUT,SELF-LOCKING,HEXAGON: MS51922-5(96906)	A	EA	2	* * * *	116	3	
PAOZZ		SCREEN: 8327938(19207)	A	EA	1	* * * *	116	4	
PAOZZ	2530-422-7674	SCREEN,CUP: STRAINER 60-S-88(80244)	A	EA	1	* * * *	116	5	
PAOZZ		NUT,PLAIN: 60-N-261700(80244)	A	EA	1	* * * *	116	6	
PAOZZ	2910-753-9391	VENT: AIR GOVERNOR 7539391(19207)	A	EA	1	* * * *	116	7	



(1) SMR Code	(2) Federal Stock Number	(3) Description  Reference number & mfg. code	(4) Unit of Meas.	(5) Qty In Unit	(6) 15-day organizational Maintenance alw	(7) Illustration  (a) (b) (c) (d) Figure No.	(b) Item No.
			Usable on code		1-5 6-20 21-50 51-100		
PAOFF	4310-439-6075	COMPRESSOR ASSEMBLY, RECIPROCATING: power AB DRIVEN 10899038 (19207)	EA				
PAOZZ	2530-863-3155	COMPRESSOR, RECIPROCATING, POWER DRIVEN: MS51322-1 (96906)	EA	1	* * * *	117	2
PAOZZ	5330-498-2426	GASKET: UNLOADER VALVE 11641987 (19207)	EA	1	* * * *	117	3
PAOZZ		VALVE ASSEMBLY, UNLOADER: AIR COMPRESSOR N13799E (06721)	EA	1	* * * *	117	4
PAOZZ	2530-828-5027	GASKET: COMPRESSOR DISCHARGE ELBOW 7748823 (19207)	EA	1	* * * *	117	5
PAOZZ	5310-550-1130	WASHER, LOCK: INTERNAL TOOTH, 1/4 NOM., SIZE, UNLOADER VALVE TO COMPRESSOR MS35333-40 (96906)	EA	2	* * * *	117	6
PAOZZ	5310-768-0319	NUT, PLAIN, HEXAGON: 1/4-28UNF-2B, UNLOADER VALVE TO COMPRESSOR MS51968-2 (96906)	EA	2	* * * *	117	7
PAOZZ	4730-202-9744	ELBOW, PIPE TO TUBE: COMPRESSOR UNLOADER VALVE 201697 (06853)	EA	1	* * * *	117	8
PAOZZ	4730-518-9043	ELBOW, FLANGE TO TUBE: AIR COMPRESSOR DISCHARGE 5189043 (19207)	EA	1	* * * *	117	9
PAOZZ	4730-054-2572	NUT, TUBE COUPLING: COMPRESSOR ELBOW MS39196-4 (96906)	EA	1	* * * *	117	10
PAOZZ	4730-054-2571	SLEEVE, COMPRESSION: COMPRESSOR ELBOW MS39197-4 (96906)	EA	1	* * * *	117	11
PAOZZ	4730-078-4097	ELBOW, TUBE TO BAR: DISCHARGE AIR COMPRESSOR 8748337 (19207)	EA	1	* * * *	117	12
PAOZZ	5310-959-4679	WASHER, LOCK: COMPRESSOR DISCHARGE AND INLET ELBOW MS35340-45 (96906)	EA	4	* * * *	117	13
PAOZZ	5306-225-8503	BOLT, MACHINE: 5/16-18UNC-2A X 1 3/4, DISCHARGE ELBOW MS90725-39 (96906)	EA	2	* * * *	117	14
PAOZZ	2530-818-0508	GASKET: COMPRESSOR AIR INLET ELBOW 7748826 (19207)	EA	1	* * * *	117	15

(1) SMR Code	(2) Federal Stock Number	(3) Description  Reference number & mfg. code	(4) Usable on code	(5) Unit of Meas.	(6) Qty Inc In Unit	(6) 15-day Maintenance alw	(6) (a) 1-5	(6) (b) 6-20	(6) (c) 21-50	(6) (d) 51-100	(7) Illustration  (a) Figure No.	(7)  (b) Item No.
1209-AIR COMPRESSOR ASSEMBLY -CONTINUED												
PAOZZ	4310-986-0013	AIR CLEANER, INTAKE: AIR COMPRESSOR MS53005-1 (96906)	AA,AB	EA	1	*	*	*	*	117	16	
PAOZZ	5306-225-8497	SCREW,CAP,HEXAGON HEAD: 5/16-18UNC 2A X 3/4, COMPRESSOR AIR INLET ELBOW MS90725-32 (96906)		EA	2	*	*	*	*	117	17	
PAOZZ	5315-012-4553	KEY, WOODRUFF: COMPRESSOR SHAFT TO PULLEY MS35756-17 (96906)		EA	1	*	*	*	*	117	18	
PAOZZ	2530-860-0573	PULLEY, HALF, COMPRESSOR: COMPRESSOR DRIVE 10889938 (19207)	AB	EA	1	*	*	*	*	117	19	
PAOZZ	5305-269-3214	SCREW,CAP,HEXAGON HEAD: 3/8-16UNC-2A X 1 1/2, ADJUSTABLE PULLEY HALF TO PULLEY FLANGE MS90725-64 (96906)	AB	EA	2	*	*	*	*	117	20	
PAOZZ	5310-959-4675	WASHER,LOCK: 3/8 NOM, SIZE, ADJUSTABLE PULLEY HALF TO PULLEY FLANGE MS35340-46 (96906)	AB	EA	2	*	*	*	*	117	21	
PAOZZ	3030-849-1033	BELT, V: COMPRESSOR DRIVE MS51066-51 (96906)	AB	EA	1	*	*	*	*	117	22	
PAOZZ	2530-860-0572	FLANGE, PULLEY, COMPRESSOR: COMPRESSOR DRIVE 10889937 (19207)	AB	EA	1	*	*	*	*	117	23	
PAOZZ	5310-880-8189	NUT,PLAIN,HEXAGON: 7/16-14UNC-2B, COMPRESSOR SUPPORT MS51967-11 (96906)	AB	EA	4	*	*	*	*	117	24	
PAOZZ	5310-655-9370	WASHER, LOCK: 7/16 NOM, SIZE, COMPRESSOR SUPPORT MS35340-47 (96906)	AB	EA	4	*	*	*	*	117	25	
PAOZZ	2530-860-0574	GASKET, SUPPORT: COMPRESSOR TO CRANKCASE 10889933 (19207)	AB	EA	1	*	*	*	*	117	26	
PAOZZ	5310-080-6004	WASHER, FLAT: 13/32 NOM, SIZE, COMPRESSOR SUPPORT TO CRANKCASE MS27183-14 (96906)	AB	EA	7	*	*	*	*	117	27	
PAOZZ	5305-269-3210	SCREW,CAP,HEXAGON HEAD: 3/8-16UNC-2A X 7/8, COMPRESOR SUPPORT TO CRANKCASE MS90725-59 (96906)	AB	EA	7	*	*	*	*	117	28	
PAOZZ	2530-177-8050	SUPPORT, COMPRESSOR: MOUNTING 10889935 (19207)	AB	EA	1	*	*	*	*	117	29	
PAOZZ	4730-044-4688	PLUG,PIPE: COMPRESSOR SUPPORT OIL HOLE 9423063 (24617)		EA	1	*	*	*	*	117	30	
PAOZZ	5307-851-8971	STUD,PLAIN: COMPRESSOR SUPPORT (USED WITH ALUMINUM SUPPORT) 10899085 (19207)		EA	4	*	*	*	*	117	31	

(1) SMR Code	(2) Federal Stock Number	(3) Description	(4) Unit of Meas.	(5) Qty Inc In Unit	(6) 15-day Maintenance alw	(7) organizational Illustration	(a) Figure No.	(b) Item No.
Reference number & mfg. code			Usable on code		(a) (b) (c) (d)	(a) (b) (c) (d)	(a) (b)	(a) (b)
					1-5 6-20 21-50 51-100	1-5 6-20 21-50 51-100	No.	No.
1209-AIR COMPRESSOR ASSEMBLY -CONTINUED								
PAOZZ	5307-912-5635	STUD,PLAIN: COMPRESSOR SUPPORT (USED WITH IRON SUPPORT) 10935517 (19207)	EA	4	* * * *		117	31
XAOZZ		SUPPORT: AIR COMPRESSOR 10889934 (19207)		1			117	32
PAOZZ	2815-455-9497	BRACKET: TACHOMETER CABLE CLIP 10896327 (19207)	EA	1	* * * *		117	33
PAOZZ	2530-064-6667	GASKET: COMPRESSOR TO SUPPORT 7748825 (19207)	EA	1	* * * *		117	34
PAOZZ	2530-071-5328	GASKET SET: AIR COMPRESSOR 5702691 (19207) CONSISTING OF: 1-GASKET: 11641987 (19207) 1-GASKET: 10889933 (19207) 1-GASKET: 7748825 (19207)	EA	1	* * * *		117	SET
							117	3
							117	26
							117	34
1211-TRAILER BRAKE CONNECTIONS AND CONTROLS								
PAOZZ	4730-069-1186	ADAPTER,STRAIGHT,PIPE: MS39179-5 (96906)	EA,EB,EC,JA IB,DE,DF,EF	EA	2	* * * *	118	1
PAOZZ	4730-419-9424	NIPPLE,PIPE: ADAPTER 8376311 (19207)	EA,EB,EC,JA IA,JB,DE,DF,EF	EA	2	* * * *	118	2
PAOZZ	5305-267-8977	SCREW,CAP,HEXAGON HEAD: 1/4-28UNF-2A X 1 1/4 IN. , MS90726-10 (96906)	EA,EB,EC,JA IA,IB,DE,DF,EF	EA	4	* * * *	118	3
PAOZZ	5340-177-8053	BRACKET,ANGLE: 10883330 (19207)	EA,EB,EC,JA IA,IB,DE,DF,EF	EA	2	* * * *	118	4
PAOZZ	2530-270-3878	DUMMY COUPLING,AUTOMOTIVE: AIR BRAKE HOSE 7014965 (19207)	EA,EB,EC,JA IA,JB,DE,DF,EF	EA	2	* * * *	118	5
PAOZZ	2530-740-9445	DUMMY COUPLING, AUTOMOTIVE: AIR BRAKE HOSE FRONT SERVICE TRAILER CONNECTION 7409445 (19207)	EA,EB,EC,JA IA,IB,DE,DF,EF	EA	2	* * * *	118	5
PAOZZ	4730-196-1504	NIPPLE, PIPE: 192075 (19207)	EA,EB,EC,JA IA,IB,DE,DF,EF	EA	2	* * * *	118	6
PAOZZ	2530-179-7123	BRACKET: COUPLING, AIR BRAKE LEFT SIDE 10883328 (19207)	EA,EB,EC,JA IA,IB,DE,DF,EF	EA	2	* * * *	118	7

(1) SMR Code	(2) Federal Stock Number	(3) Description  Reference number & mfg. code	(4) Usable on code	(5) Unit of Meas. In Unit	(6) Qty 15-day organizational Maintenance alw	(7) Illustration Figure No.	(a) (a) 1-5	(b) (b) 6-20	(c) (c) 21-50	(d) (d) 51-100	(b) Item No.
1211-TRAILER BRAKE CONNECTIONS AND CONTROLS-CONTINUED											
PAOZZ	5340-448-4073	BRACKET: COUPLING, AIR BRAKE RIGHT SIDE 10883329 (19207)	EA,EB,EC,JA IA,IB,DE,DF,EF	EA	1	118	*	*	*	*	7
PAOZZ		ELBOW: 127849 (21450)	EA,EB,EC,JA IA,IB,DE,DF,EF	EA	2	118	*	*	*	*	8
PAOZZ	5310-959-7600	NUT,SELF-LOCKING: BRACKET SCREW MS51922-5 (96906)	EA,EB,EC,JA IA,IB,DE,DF,EF	EA	4	118	*	*	*	*	9
PAOZZ	4820-350-6495	COCK,PLUG: CUTOUT AIR LINE HOSE COUPLING 7014964 (19207)	EA,EB,EC,JA IA,IB,DE,DF,EF	EA	2	118	*	*	*	*	10
PAOZZ	4730-196-1991	NIPPLE: AIR LINE HOSE COUPLING 189611 (21450)	EA,EB,EC,JA IA,IB,DE,DF,EF	EA	2	118	*	*	*	*	11
PAOZZ	4730-249-3885	ELBOW,PIPE: CUTOUT COCK TO AIR HOSE COUPLING 144130 (24617)	EA,EB,EC,JA IA,IB,DE,DF,EF	EA	2	118	*	*	*	*	12
PAOZZ	5340-157-7938	BRACKET: 10883331 (19207)	EA,EB,EC,JA IA,IB,DE,DF,EF	EA	2	118	*	*	*	*	13
PAOZZ	5310-582-6714	WASHER,LOCK: COUPLING TO BRACKET MS35333-49 (96906)	EA,EB,EC,JA IA,IB,DE,DF,EF	EA	2	118	*	*	*	*	14
PAOZZ	5310-021-9760	NUT,PLAIN,HEXAGON: COUPLING TO BRACKET 219760 (21450)	EA,EB,EC,JA IA,IB,DE,DF,EF	EA	2	118	*	*	*	*	15
PAOZZ	4730-196-1991	NIPPLE,PIPE: AIR LINE HOSE COUPLING 189611 (24617)	A	EA	2	119	*	*	*	*	1
PAOZZ	4730-595-0083	COUPLING HALF,QUICK DISCONNECT: FRONT (2), REAR (4) MS35746-1 (96906)	EA,EB,EC,JA IA,IB,DE,DF,EF	EA	6	119	*	*	*	*	2
PAOZZ	4730-595-0083	COUPLING HALF, QUICK DISCONNECT: AIR BRAKE HOSE, ASSEMBLY TRAILER CONNECTION EMERGENCY AND SERVICE FRONT (2), REAR (2) MS35746-1 (96906)	OB,BG,BF,CA CB,DA,DB,FA IC,ID	EA	4	119	*	*	*	*	2
XAOZZ		BODY: 500333 (21450)	EA,EB,EC,JA IA,IB,DE,DF,EF		1	119					3
PAOZZ	4730-334-7803	PLUNGER: COUPLING HOUSING 538825 (21450)	EA,EB,EC,JA	EA	1	119	*	*	*	*	4
PAOZZ	5340-597-0305	SPRING: PLUNGER 538827 (2150)	EA,EB,EC,JA IA,IB,DE,DF,EF	EA	1	119	*	*	*	*	5
PAOZZ	4730-053-8826	RETAINER: COUPLING HOUSING 538826 (21450)	EA,EB,EC,JA IA,IB,DE,DF,EF	EA	1	119	*	*	*	*	6
PAOZZ	5330-090-2128	PACKING, PREFORMED: COUPLING HOUSING MS35748-1 (96906)	EA,EB,EC,JA IA,IB,DE,DF,EF	EA	2	119	*	*	*	*	7
MOOZZ		TUBE: HAND CONTROL VALVE ELBOW (38 INCHES REGULATED) 11664711 (19207)	EA,EB,EC,JA IA,IB,DE,DF,EF	EA	1	120					1

(1) SMR Code	(2) Federal Stock Number	(3) Description  Reference number & mfg. code	(4) Usable on code	(5) Unit of Meas. In Unit	(6) Qty Inc Maintenance 15-day organizational alw	(7) Illustration Figure No.	(a) 1-5	(b) 6-20	(c) 21-50	(d) 51-100	(a) Figure No.	(b) Item No.
		1211-TRAILER BRAKE CONNECTIONS AND CONTROLS-COTINUED FABRICATE FROM:										
PAOZZ	4710-277-4534	TUBE, COPPER: SEAMLESS 5/8 O.D. X .049 WALL CLASS 2, TYPE K, WWT 799 (81348)		FT	V	*	*	*	*	120		1
PAOZZ	2530-062-9719	VALVE, BRAKE: HAND CONTROL 11602159 (19207)	EA,EB,EC,JA	EA	1	*	*	*	*	120		2
PAOZZ	4730-069-1186	ADAPTER ASSEMBLY: MS39179-5 (96906)	EA,EB,EC,JA	EA	2	*	*	*	*	120		3
MOOZZ		TUBE: HAND CONTROL VALVE ELBOW (48 INCHES REGULATED) 11664710 (19207) FABRICATE FROM:	EA,EB,EC,JA	EA	1					120		4
PAOZZ	4710-277-4534	TUBE, COPPER: SEAMLESS 5/8 O.D. X .049 WALL, CLASS 2, TYPE K, WWT799 (81348)		FT	V	*	*	*	*	120		4
PAOZZ	4730-270-4616	ADAPATER: TUBE VALVE MS39179-6 (96906)	EA,EB,EC,JA,IA, IB,DE,DF,EF	EA	1	*	*	*	*	120		5
PAOZZ		VALVE ASSEMBLY: 5346153 (19207)	EA,EB,EC,JA,IA IB,DE,DF,EF	EA	1	*	*	*	*	120		6
PAOZZ	5310-061-7325	ELBOW: VALVE ASSEMBLY MS21045-4 (96906)	EA,EB,EC,JA,IA IB	EA	1	*	*	*	*	120		7
MOOZZ		TUBE: HAND CONTROL UNION TO VALVE (34 INCHES REGULATED) 11664712 (19207) FABRICATE FROM:	EA,EB,EC,JA,IA IB,DE,DF,EF	EA	1					120		8
PAOZZ	4710-277-4534	TUBE, COPPER: SEALMESS, 5/8 O.D. X .049 WALL,CLASS 2, TYPE K, 60 FOOT LENGTHS WWT799 (81348)		FT	V	*	*	*	*	120		8
PAOZZ	5340-809-1492	CLAMP, TUBE: MS21333-100 (96906)	EA,EB,EC,JA,IA, IB,DE,DF,EF	EA	1	*	*	*	*	120		9
PAOZZ		UNION: HAND CONTROL AIR SUPPLY 7368415 (19207)	EA,EB,EC,JA,IA IB,DE,DF,EF	EA	1	*	*	*	*	120		10
PAOZZ	4730-069-1187	ELBOW: TUBE MS39182-3 (96906) NON-ILLUSTRATED	EA,EB,EC,JA IA,IB,DE,DF,EF	EA	1	*	*	*	*	120		11
PAOFF	2530-741-3937	VALVE: RELEASE, BRAKE TRAILER AIR BRAKES (1), AIR CLUTCH (1) 7413937 (19207)	EA,EB,EC,IB DE,DF,HA	EA	2	*	*	*	*			
PAOZZ	2540-740-9863	STRAP, AIR LINES: AIR HOSE 7409873 (19207)	EB,JA,IB	EA	3	*	*	*	*			
PAOZZ	4720-238-8304	HOSE, NONMETALLIC: RUBBER COMPOUNDED COVER 7205003 (19207)	EA,EB,JA, IA,IB,DE, DF	FT	V	*	*	*	*			

(1) SMR Code	(2) Federal Stock Number	(3) Description	(4) Unit of Meas.	(5) Qty In Unit	(6) 15-day Maintenance In	(7) organizational alw Illustration	(a) Figure	(b) Item No.			
Reference number & mfg. code			Usable on code		(a) (b) (c) (d)	(a) (b) (c) (d)	Figure	Item			
					1-5	6-20	21-50	51-100	No.	No.	
		1211-TRAILER BRAKE CONNECTIONS AND CONTROLS-CONTINUED NONILLUSTRATED-CONTINUED									
PAOZZ	4730-142-3076	ADAPTER, STRAIGHT, PIPE TO TUBE: COMPRESSION BALL SLEEVE MALE PIPE END TO END ASSEMBLY CYLINDER MS31979-9 (96906)	EA,EB,JA IA,IB,DE DF	EA	1	*	*	*	*		
PAOZZ	4730-278-5592	PLUG, PIPE: AIR SUPPLY VALVE MS39182-9 (96906) DF	EA,EB,JA IA,IB,DE	EA	2	*	*	*	*		
PAOZZ	4730-426-8352	ELBOW, PIPE TO TUBE: BALL SLEEVE, MALE PIPE END AIR RESERVOIR TO AIR RESERVOIR LINE 504394 (21450)	EA,EB,JA IA,IB,DE DF	EA	2	*	*	*	*		
PAOZZ	5310-275-6635	WASHER, FLAT: BRAKE BOOSTER, COPPER, 13/16 O.D. CYLINDER LINE TO MASTER CYLINDER (2), AND BRAKE LINE TO BOOS CYLINDER (1) 5214539 (19207)	EA,EB,JA IA,IB,DE DF	EA	3	*	*	*	*		
PAOZZ	4730-511-1671	CONNECTOR AIR BRAKE: CLAMPING, TRAILER AIR LINE HOSE COUPLING CUTOOUT COCK, WITHOUT NUT AND WASHEER (TRAILER FRONT EMERGENCY CONNECION. TRAILER FRONT SERVICE CONNECTION. TRAILER REAR EMERGENCY CONNECTION AND TRAILER REAR SERVICE CONNECTION) 8331478 (19207)	EA,EB,EC IA,IB,DE DF	EA	4	*	*	*	*		
		GROUP 13-WHEELS 1311-WHEEL ASSEMBLY									
PAOZZ	2530-603-5768	WHEEL ASSEMBLY, PNEUMATIC TIRE: MS53044-6 (96906)	BG,B,DA DB,EA,EB EC,FA,FB RA,ZA,HA JA,BD,IA IB,IC,ID	EA	11	*	*	*	*	121	1
PAOZZ	2530-287-5701	WHEEL, PNEUMATIC TIRE: MS53044-8 996906	BE,IA,LA MA	EA	11	*	*	*	*	121	1
PAOZZ	2530-287-5702	WHEEL, PNEUMATIC TIRE: 7353765 (19207)	CA,CB	EA	11	*	*	*	*	121	1
PAOZZ	2530-738-9493	DISK, WHEEL: 7389493 (19207)	A	EA	11	*	*	*	*	121	2

(1)	(2)	(3)	(4)	(5)	(6)	(7)					
SMR Code	Federal Stock Number	Description	Unit of Meas.	Qty Inc In Unit	15-day Maintenance	organizational alw	Illustration				
		Reference number & mfg. code	Usable on code		(a) 1-5	(b) 6-20	(c) 21-50	(d) 51-100	(a) Figure No.	(b) Item No.	
PAOZZ	2530-738-9061	1311-WHEEL ASSEMBLY-CONTINUED RING, SIDE, AUTOMOTIVE WHEEL: MS53045-3 (96906)	BG,BF,DA DB,EA,EB EC,FA,FB TA,RA,ZA HA,JA,BD IB,IA,IC ID	EA	11	*	*	*	*	121	3
PAOZZ	2530-735-3671	RING, SIDE, AUTOMOTIVE WHEEL: MS53045-4 996906)	BE,IA,LA MA,CA,CB	EA	11	*	*	*	*	121	3
PAOZZ	5310-353-2427	NUT,PLAIN,HEXAGON: HUB TO SPINDLE 7346885 (19207)	A	EA	2	*	*	*	*	122	1
PAOZZ	5310-700-7089	WASHER, KEY: HUB BEARING ADJUSTING NUT 5139123 (19207)	A	EA	2	*	*	*	*	122	2
PAOZZ	5310-374-0836	NUT, PLAIN, OCTAGON: HUB BEARING 7979308 (19207)	A	EA	2	*	*	*	*	122	3
PAOZZ	3110-100-0649	CONE AND ROLLERS, TAPERED BEARING : WITH OUTER HUB 7411072 (19207)	A	EA	2	*	*	*	*	122	4
PAOZZ	2530-693-1029	NUT,CAP, DUAL WHEEL: LEFT WHEEL MS53068-1 (96906)	IA,BE	EA	10	*	*	*	*	122	5
PAOZZ	2530-359-1162	NUT,CAP, DUAL WHEEL: RIGHT WHEEL MS53068-2 (96906)	IA,BE	EA	10	*	*	*	*	122	5
PAOZZ	5310-594-8038	NUT, SINGLE BALL SEAT, HEXAGON: FRONT AXLE RIGHT WHEEL HUB STUD MS51983-2 (96906)	BG,BF,CA CB,DA,DB EA,EB,EC FA,FB,RA ZA,IA,IB IC,ID	EA	10	*	*	*	*	122	5
PAOZZ	5310-053-7804	NUT, SELF-LOCKING, HEXAGON: FRONT AXLE LEFT WHEEL HUB STUD A167732 (19207)	BG,BF,CA CB,DA,DB EA,EB,EC FA,FC,RA ZA,IA,IB IC,ID	EA	10	*	*	*	*	122	5
PAOZZ		HUB AND DRUM ASSEMBLY, BRAKE: 8758332 (19207)	A	EA	2	*	*	*	*	122	6
PAOZZ	5310-880-7745	NUT, PLAIN, HEXAGON: MS51968-11 (96906)		EA	2	*	*	*	*	122	7
PAOZZ	5310-209-0965	WASHER, LOCK: MS35338-47 (96906)		EA	2	*	*	*	*	122	8

(1) SMR Code	(2) Federal Stock Number	(3) Description  Reference number & mfg. code	(4) Unit of Meas.	(5) Qty In Unit	(6) 15-day Maintenance allow	(7) organizational alw Illustration	(a) Figure No.	(b) Item No.		
					(a)	(b)	(c)	(d)		
					1-5	6-20	21-50	51-100		
PAOZZ	2530-211-6129	1311-WHEEL ASSEMBLY-CONCINUED COVER, ACCESS: BRAKE DRUM 7979315 (19207)	EA	2	*	*	*	*	122	9
PAOZZ	2530-093-5597	DRUM, BRAKE: 7409394 (19207)	EA	1	*	*	*	*	122	10
PAOZZ	2530-740-9395	HUB, CAPS, WHEEL: 7409395 (19207)	EA	1	*	*	*	*	122	11
PAOZZ	3110-142-4390	CUP, TAPERED ROLLER BEARING: HUB 1192542 (12204)	EA	2	*	*	*	*	122	12
XAOZZ		HUB: 7979324 (19207)		1					122	13
PAOZZ	2530-740-9390	ADAPTER, HUBWHEEL: FRONT AXLE 7409390 (19207)	EA	1	*	*	*	*	122	14
PAOZZ	5306-569-9018	BOLT, RIVET TYPE: LEFT FRONT WHEEL HUB 7411182 (19207)	EA	10	*	*	*	*	122	15
PAOZZ	5306-741-1183	BOLT, RIBBED, SHOULDER: RIGHT FRONT WHEEL HUB KC5417 (505131)	EA	10	*	*	*	*	122	15
PAOZZ	5306-151-5754	BOLT, RIBBED, SHOULDER: WHEEL HUB LEFT FRONT AXLE 7411183 (19207)	EA	10	*	*	*	*	122	15
PAOZZ	5306-740-9555	BOLT, RIBBED, SHOULDER: WHEEL HUB, RIGHT FRONT AXLE MS51946-6 (996906)	EA	10	*	*	*	*	122	15
PAOZZ	5306-740-9389	BOLT, RIBBED, SHOULDER: BRAKE DRUM ADAPTER	EA	20	*	*	*	*	122	16
PAOZZ	3110-198-1468	CONE AND ROLLERS, TAPERED: SPINDLE 7409349 (19207)	EA	2	*	*	*	*	122	17
PAOZZ	5310-353-2427	NUT, PLAIN, OCTAGON: 7979263 (19207)	EA	4	*	*	*	*	123	1
PAOZZ	5310-700-7089	WASHER, KEY: 5139123 (19207)	EA	4	*	*	*	*	123	2
PAOZZ		NUT, PLAIN, OCTAGON: 7009603 (19207)	EA	4	*	*	*	*	123	3



(1) SMR Code	(2) Federal Stock Number	(3) Description  Reference number & mfg. code	(4) Usable on code	(5) Unit of Meas.	(6) Qty Inc In Unit	(6) 15-day Maintenance alw	(6) (a) 1-5	(6) (b) 6-20	(6) (c) 21-50	(6) (d) 51-100	(7) Illustration Figure No.	(7) Illustration Item No.
PAOZZ	2530-741-3447	1311-WHEEL ASSEMBLY-CONTINUED SEAL, PLAIN, ENCASED: FORWARD REAR (2), REAR REAR AXLE (2) A1205R668 (78500)	A	EA	4	*	*	*	*	123	4	
PAOZZ	3110-100-0649	CONE AND ROLLERS, TAPERED: 121468 (24617)	A	EA	4	*	*	*	*	123	5	
PAOZZ	5310-880-7745	NUT, PLAIN, HEXAGON: MS51968-11 (96906)	A	EA	4	*	*	*	*	123	6	
PAOZZ	5310-209-0965	WASHER, LOCK: MS35338-47 (96906)	A	EA	4	*	*	*	*	123	7	
PAOZZ	2530-211-6129	COVER, ACCESS: HUB BEARING 7979315 (19207)	A	EA	4	*	*	*	*	123	8	
PAOZZ	2530-093-5597	BRAKE. DRUM: 7409394 (19207)	A	EA	4	*	*	*	*	123	9	
PAOZZ	5310-880-2005	NUT, PLAIN, SINGLE BALL: FORWARD REAR AND REAR REAR OUTER WHEEL HUB STUD MS51983-4 (96906)	BG,BF,CA CB,DA,DB EA,EB,EC FA,FB,RA ZA,HA,HA IA,IB,IC ID	EA	10	*	*	*	*	123	10	
PAOZZ	2530-359-1162	NUT, CAP, DUAL WHEEL: FORWARD REAR AND REAR REAR AXLE INNER WHEEL HUB STUD MS53068-2 (96906)	BG,BF,CA CB,DA,DB EA,EB,EC FA,FB,RA ZA,BE,IA BD,IA,IB IC, ID	EA	10	*	*	*	*	123	11	
PAOZZ	2530-693-1029	NUT, CAP, DUAL WHEEL: FORWARD REAR AND REAR REAR AXLE INNER WHEEL HUB STUD MS53068-1 (96906)	BG,BF,CA CB,DA,DB EA,EB,EC FA,FB,EC FA,FB,RA ZA,HA,BE IA,BD,IA IB,IC, ID	EA	10	*	*	*	*	123	11	
PAOZZ	2530-740-9395	HUB: W/BEARING CUPS ASSEMBLY 7409395 (19207)	A	EA	4	*	*	*	*	123	12	
PAOZZ	3110-142-4390	CUP, TAPERED ROLLER BEARING: 1192542 (12204)		EA	2	*	*	*	*	123	13	
XAOZZ		HUB: 7979324 (19207)			1					123	14	

(1) SMR Code	(2) Federal Stock Number	(3) Description  Reference number & mfg. code	(4) Usable on code	(5) Unit of Meas. In Unit	(6) Qty 15-day Maintenance organizational alw	(7) Illustration No.	(a) Figure No.	(b) Item No.			
				(a)	(b)	(c)	(d)	(a)	(b)		
				1-5	6-20	21-50	51-100	Figure	Item		
PAOZZ	5306-740-9555	1311-WHEEL ASSEMBLY-CONTINUED BOLT, RIBBED SHOULDER: FORWARD REAR AND REAR REAR AXLE WHEEL HUB MS51946-6 (96906)	BG,BF,CA CB,DA,DB EA,EB,EC FA,FB,RA ZA,HA,JA IB,IC,ID	EA	10	*	*	*	*	123	15
PAOZZ	2530-740-9388	PLATE, BACKING, BRAKE: REAR WHEEL DRUM 7979323 (19207)	A	EA	4	*	*	*	*	123	16
PAOZZ	5310-584-5272	WASHER, LOCK: BACKING PLATE MS35338-48 (96906)	A	EA	80	*	*	*	*	123	17
PAOZZ	5306-930-5248	BOLT, MACHINE: BACKING PLATE 10896726-1 (19207)	A	EA	80	*	*	*	*	123	18
PAOZZ	2530-740-9556	DEFLECTOR, DIRT AND MOISTURE: BACKING PLATE 7979322 (19207)	A	EA	4	*	*	*	*	123	19
PAOZZ	5306-740-9389	BOLT, RIBBED, SHOULDER: BRAKE DRUM ADAPTER 7409389 (19207)	A	EA	40	*	*	*	*	123	20
PAOZZ	3110-198-1468	CONE AND ROLLERS, TAPERED: 7409349 (19207)	A	EA	4	*	*	*	*	123	21
PAOZZ	2520-740-9550	SEAL, PLAIN, ENCASED: 7409550 (19207)	A	EA	4	*	*	*	*	123	22
PAOZZ	2530-740-9553	WIPER: FORWARD REAR AXLE (2), REAR REAR AXLE (2) 1199F1436 (78500)		EA	4	*	*	*	*	123	23
PAOFF	2610-540-4725	1313-TIRES AND TUBES TIRE, PNEUMATIC: TRUCK AND BUS, 12.00-20, 14 PLY MS35388-23 (96906)	EF,JA,3G	EA	10	*	*	*	*	124	1
PAOFF	2610-262-8653	TIRE, PNEUMATIC: TRUCK AND BUS 11.00 - 20 MS35388-21 (96906)	ALL MODELS EXCEPT BE,IA,LA,MA	EA	10	*	*	*	*	124	1
PAOFF	2610-204-2545	TIRE, PNEUMATIC: TRUCK AND BUS, 14.00 - 20 MS35388-25 (96906)	BE,IA,LA,MA	EA	10	*	*	*	*	124	1
PAOZZ	2610-051-9464	INNERTUBE, PNEUMATIC TIRE: TRUCK AND BUS, 14.00 - 20 MS35392-18 (96906)	BE,IA,LA,MA	EA	10	*	*	*	*	124	2
PAOZZ	2610-051-9454	INNERTUBE, PNEUMATIC TIRE: TRUCK AND BUS, 12.00 - 20 MS35392-16 (96906)	JA,EF,3G	EA	10	*	*	*	*	124	2
PAOZZ	2610-051-9450	INNER TUBE, PNEUMATIC TIRE: TRUCK AND BUS, 11.00 - 20 MS35392-15 (96906)	BG,BF,DA,DB EA,EB,EC, RA,ZA,HA,KB BD,IA,IB,IC,ID	EA	10	*	*	*	*	124	2

(1) SMR Code	(2) Federal Stock Number	(3) Description	(4) Unit of Meas.	(5) Qty Inc In	(6) 15-day Maintenance Unit	(7) organizational alw Illustration	(a) Figure	(b) Item No.
Reference number & mfg. code			Usable on code		(a) (b) (c) (d)	(a) Figure	(b) Item No.	
					1-5 6-20 21-50 51-100	No.	No.	
PAOZZ	2640-050-1229	1313-TIRES AND TUBES-CONTINUED VALVE CORE: INNER TUBE 6100E (53477)	BG,BF,DA,BD EA	10	* * * *	124	3	
PAOZZ	2640-060-3550	CAP, TIRE VALVE: CORE MS51375-1 (96906)	BG,BF,DA,DB EA	10	* * * *	124	4	
PAOZZ	2640-200-1934	VALVE, EXTENSION, TIRE" 8333276 (19207)	DA,DB,EA,EB EA	4	* * * *	125	1	
PAOZZ	5340-408-4800	BRACKET: VALVE EXTENSION 10883229 (19207)	DA,DB,EA,EB EA	4	* * * *	125	2	
PAOZZ	5310-482-1025	NUT: BRACKET 10883232 (19207)	DA,DB,EA,EB EA	4	* * * *	125	3	
PAOZZ	2540-040-0030 (SEE NOTE)	NON-ILLUSTRATED CHAIN, PNEUMATIC TIRE: TRUCK, SINGLE TYPE TS 14.00- 20 (USED ON M39, M139, M139C, M139D, M41) 540030 (21450)	EA	6	* * * *			
PAOZZ	2540-054-0027 (SEE NOTE)	CHAIN, PNEUMATIC TIRE: TRUCK,SINGLE TYPE TS 11.00 25 (USED ON M40,M51,M52,M55,M61,M63,M543) 540027 (21450)	EA	6	* * * *			
PAOZZ	2540-054-0027 (SEE NOTE)	CHAIN, PNEUMATIC TIRE: TRUCK, SINGLE, TYPE TS 11-20 (M62 USED ON OUTER DUAL WHEEL ONLY) 540027 (21450)	EA	6	* * * *			

NOTE:  
THE COMMANDING GENERAL, US CONARC/CINCAR  
STRIKE, WILL AUTHORIZE THE ISSUE OF TIRE CHAINS TO UNITS ON  
CONTINGENCY PLANS AS REQUIRED. FOR UNITS NOT ON  
CONTINGENCY PLANS, TIRE CHAINS WILL BE ISSUED ONLY AS  
REQUIRED TO MEET LOCAL CONDITIONS (NOT AS ITEMS OF OVE  
OR INITIAL ISSUE). REQUISITIONS FOR TIRE CHAINS WILL BE  
SUBMITTED WITH JUSTIFICATION FOR SAME. IN CONTINENTAL

(1) SMR Code	(2) Federal Stock Number	(3) Description	(4) Unit of Meas.	(5) Qty In Unit	(6) 15-day Maintenance allow	(7) Illustration					
Reference number & mfg. code			Usable on code	(a) 1-5	(b) 6-20	(c) 21-50	(d) 51-100	(a) Figure No.	(b) Item No.		
1313-TIRES AND TUBES-CONTINUED											
NONILLUSTRATED-CONTINUED											
UNITED STATES, THE COMMANDING GENERAL OF THE ARMY CONCERNED WILL APPROVE REQUISITIONS FOR TIRE CHAINS. FOR NATIONAL GUARD UNITS, OFFICER OF EACH STATE WILL APPROVE REQUISITIONS. COMMANDING GENERALS OF OVERSEA COMMANDS WILL AUTHORIZE ISSUE OF TIRE CHAINS WHEN DEEMED NECESSARY. TIRE CHAINS AND CROSS CHAINS (REPAIR PARTS) ARE FOR GENERAL APPLICATION ACCORDING TO TIRE SIZE.											
GROUP 14-STEERING											
1401-MECHANICAL STEERING GEAR ASSEMBLY											
PAOZZ	5310-374-0824	NUT, PLAIN, HEXAGON: STEERING WHEEL RETAINING 5167785 (19207)	A	EA	1	*	*	*	*	126	1
PAOZZ	2530-277-2689	WHEEL, STEERING: 7521474 (19207)	A	EA	1	*	*	*	*	126	2
PAOZZ	5305-246-6566	SCREW, CAP, HEXAGON HEAD: 1/2-20UNF-2A X 3 1/4 - INCH MS90726-120 (96906)	A	EA	1	*	*	*	*	127	1
PAOZZ	4730-050-4208	FITTING, LUBRICATION: 1/8 NPT, LEAF PIN MS15003-1 (96906)	A	EA	1	*	*	*	*	127	2
PAOZZ	5310-877-5795	NUT, SELT-LOCKING, HEXAON: MS21044N8 (96906)	A	EA	1	*	*	*	*	127	3
PAOZZ	2530-736-9960	SEAL, PLAIN: RELAY LEVER 7369960 (19207)	A	EA	2	*	*	*	*	127	4
PAOZZ	2530-734-8898	DRAG LINK, STEERING: STEERING GEAR TO RELAY LEVER 7348898 (19207)	A	EA	1	*	*	*	*	128	1
PAOZZ	2530-734-8899	DRAG LINK, STEERING: RELAY LEVER TO AXLE 7348899 (19207)	A	EA	1	*	*	*	*	128	1
KFOZZ		PLUG: ADJUSTING STUD SEAT 7798H (31007)		EA	2	(SEE KIT 2530-734-8897)			128	2	
KFOZZ		SEAT, BALL STUD 7798HB (31007)		EA	4	(SEE KIT 2530-734-8897)			128	3	
KFOZZ		SPRING: BALL STUD SEAT 17796H (31007)		EA	2	(SEE KIT 2530-734-8897)			128	4	
PAOZZ	5315-013-7308	PIN, COTTER: BALL STUD SEAT ADJUSTING PLUG MS24665-627 (96906)		EA	2	*	*	*	*	128	5
KFOZZ		SEAT, BALL STUD SPRING: 17798HA (31007)		EA	2	(SEE KIT 2530-734-8897)			128	6	

(1) SMR Code	(2) Federal Stock Number	(3) Description	(4) Unit of Meas.	(5) Qty Inc In Unit	(6) 15-day Maintenance allow	(7) organizational alw	(a) 1-5	(b) 6-20	(c) 21-50	(d) 51-100	(a) Figure No.	(b) Item No.
		Reference number & mfg. code										
		Usable on code										
		1401-MECHANICAL STEERING GEAR ASSEMBLY--CONTINUED										
PAOZZ	4730-050-4208	FITTING, LUBRICATION: 1/8 NPT DRAG LINK TUBE MS15003-1 (96906)	EA	2	*	* * * *					128	7
XAOZZ		TUBE: AXLE 7034614 (19207)		1							128	8
XAOZZ		TUBE: GEAR 7034635 (19207)		1							128	8
KFOZZ		FELT, MECHANICAL PREFORMED: 99381R1 (31007)	EA	2	(SEE KIT	2530-734-8897)					128	9
KFOZZ		SHIELD: 7369959 (19207)	EA	2	(SEE KIT	2530-734-8897)					128	10
PAOZZ	2530-734-8877	TIE ROD ASSEMBLY: 7348877 (19207)	EA	2	*	* * * *					129	1
PAOZZ	4730-050-4208	FITTING, LUBRICATION: TIE ROD END MS15003-1 (96906)	EA	2	*	* * * *					129	2
PAOZZ	2530-211-6111	TIE ROD END, STEERING: RIGHT 7369964 (19207)	EA	1	*	* * * *					129	3
PAOZZ	2530-303-4923	TIE ROD END, STEERING: LEFT 7369963 (19207)	EA	1	*	* * * *					129	3
PAOZZ	5310-638-6283	NUT, SLOTTED, HEXAGON: END STUD 272336 (24617)	EA	1	*	* * * *					129	4
PAOZZ	5315-234-1617	PIN, COTTER: END STUD NUT MS24665-633 (96906)	EA	1	*	* * * *					129	5
PAOZZ	5305-725-4111	SCREW, CAP, HEXAGON HEAD: 5/8-18UNF-2A X 2 1/4- INCH END CLAMP MS90726-165 (96906)	EA	2	*	* * * *					129	6
PAOZZ	5310-820-6653	WASCHER, LOCK: END CLAMP SCREW MS35338-50 (96906)	EA	2	*	* * * *					129	7
PAOZZ	5310-763-8905	NUT, PLAIN, HEXAGON: END CLAMP SCREW MS51968-20 (96906)	EA	2	*	* * * *					129	8
PAOZZ	2530-734-8897	PARTS KIT: DRAG LINK REPAIR 101539R91 (31007) COMPOSED OF: 2-PLUG: 4-SEAT, BALL STUD: 2-STUD: 2-PIN, COTTER: 2-SEAT, BALL STUD: 2-FELT, MECHANICAL PREFORMED: 2-SHIELD:	EA	1	*	* * * *					128	KIT
											128	2
											128	3
											128	4
											128	5
											128	6
											128	9
											128	10

(1) SMR Code	(2) Federal Stock Number	(3) Description  Reference number & mfg. code	(4) Usable on code	(5) Unit of Meas.	(6) Qty Inc In Unit	(6) 15-day Maintenance alw	(6) organizational alw	(6) alw	(6) alw	(7) Illustration  (a) Figure No.	(7) Illustration  (b) Item No.		
										(a)	(b)	(c)	(d)
										1-5	6-20	21-50	51-100
PAOZZ	4730-278-3676	1411-HOSES, LINES, FITTINGS ELBOW, PIPE TO TUBE: MS20823-6B	AC,AB	EA	2	*	*	*	*	130	1		
PAOZZ	4720-289-2308	HOSE ASSEMBLY, RUBBER: RESERVOIR TO STEERING PUMP MS28741-6-0750 (96906)	IA,IB,IC ID	EA	1	*	*	*	*	130	2		
PAOZZ		CLAMP, LOOP: RESERVOIR LINE 10931982 (19207)	AC,AB	EA	1	*	*	*	*	130	3		
PAOZZ	5330-285-9842	PACKING, PREFORMED: MS28778-10 (96906)	AC,AB	EA	2	*	*	*	*	130	4		
PAOZZ	5310-282-7822	NUT, PLAIN, HEXAGON: AN924-10 (88044)	AC,AB	EA	2	*	*	*	*	130	5		
PAOZZ	4730-924-5504	ELBOW, TUBE: MS24394-10 (96906)	AC,AB	EA	2	*	*	*	*	130	6		
PAOZZ	4720-143-8901	HOSE ASSEMBLY, NONMETALLIC: 11608913 (19207)	AC,AB	EA	1	*	*	*	*	130	7		
PAOZZ	4720-740-9286	HOSE ASSEMBLY, RUBBER: 7409286 (19207)	AC,AB	EA	1	*	*	*	*	130	8		
PAOZZ	5310-959-7600	NUT, SELF-LOCKING: MS51922-5 (96906)	AC,AB	EA	2	*	*	*	*	130	9		
PAOZZ	5340-809-1500	CLAMP, LOOP: MS21333-107 (96906)	AC,AB	EA	1	*	*	*	*	130	10		
PAOZZ	5310-877-5796	NUT, SELF-LOCKING: MS21044N4 (96906)	AC,AB	EA	2	*	*	*	*	130	11		
PAOZZ	5310-809-4058	WASHER, FLAT: .281 ID MS27183-10 (96906)	AC,AB	EA	3	*	*	*	*	130	12		
PAOZZ	5305-267-8984	SCREW, CAP, HEXAGON HEAD: 1/4-28UNF-2A X 2 3/4 IN., MS90726-17 (96906)	AC,AB	EA	1	*	*	*	*	130	13		
PAOZZ	4720-808-6291	HOSE ASSEMBLY, RUBBER: RESERVOIR TO STEERING PUMP MS28741-12-0640 (96906)	IA,IB,IC ID	EA	1	*	*	*	*	130	14		
PAOZZ		BUSHING: RESERVOIR 8758371 (19207)	AC,AB	EA	1	*	*	*	*	130	15		
PAOZZ	4730-925-8167	CONNECTOR, RESERVOIR: 9402685 (19207)	AC,AB	EA	1	*	*	*	*	130	16		
PAOZZ	4730-186-3027	BUSHING: RESERVOIR 144040 (21450)	AC,AB	EA	1	*	*	*	*	130	17		
PAOZZ		CLAMP: 78MR11 (76040)	AC,AB	EA	1	*	*	*	*	130	18		
PAOZZ	5340-764-7052	CLAMP, LOOP: MS21333-116 (96906)	AC,AB	EA	1	*	*	*	*	130	19		
PAOZZ	5340-809-1494	CLAMP, LOOP: MS21333-105 (96906)	AC,AB	EA	1	*	*	*	*	130	20		

(1) SMR Code	(2) Federal Stock Number	(3) Description  Reference number & mfg. code	(4) Usable on code	(5) Unit of Meas. In Unit	(6) Qty 15-day Maintenance allow	(7) Illustration No.	(a) 1-5	(b) 6-20	(c) 21-50	(d) 51-100	(a) Figure No.	(b) Item No.
		1411- HOSES, LINES, FITTINGS-CONTINUED										
PAOZZ	5305-267-8980	SCREW, CAP, HEXAGON HEAD: 1/4-28UNF-2A X 2 IN., CLAMP MS90726-14 (96906)	AC,AB	EA	1	*	*	*	*	130	21	
PAOZZ	5330-808-0794	PACKING, PREFORMED: MS28778-8 (96906)	AC,AB	EA	4	*	*	*	*	130	22	
PAOZZ	5310-208-5775	NUT, PLAIN, HEXAGON: MS24400-8 (96906)	AC,AB	EA	4	*	*	*	*	130	23	
PAOZZ	4730-804-1931	ELBOW, TUBE: MS24396-8 (96906)	AC,AB	EA	2	*	*	*	*	130	24	
PAOZZ	4730-806-6233	ELBOW, TUBE: MS24394-8 (96906)	AC,AB	EA	2	*	*	*	*	130	25	
PAOZZ	4720-964-3417	HOSE ASSEMBLY, RUBBER: 8728289 (19207)	AC,AB	EA	2	*	*	*	*	130	26	
PAOZZ	4730-231-3014	ELBOW, PIPE TO TUBE: MS20822-10 (96906)	AC	EA	1	*	*	*	*	130	27	
PAOZZ	2530-971-5026	COUPLING ASSEMBLY, HOSE: 10931979-2 (19207)	IA, IB, IC	EA	1	*	*	*	*	130	28	
PAOZZ	4730-287-3281	PLUG, PIPE: 127950 (24617)	AC,AB	EA	1	*	*	*	*	130	29	
PAOZZ	5330-618-0801	PACKING, PREFORMED: MS28775-114 (96906)	AC,AB	EA	1	*	*	*	*	130	30	
PAOZZ	4730-261-4218	ELBOW: MS39231-5 (96906)	AC,AB	EA	1	*	*	*	*	130	31	
PAOZZ	4730-277-5553	ELBOW, PIPE: MS51952-2 (96906)	AC,AB	EA	1	*	*	*	*	130	32	
PAOZZ	2530-971-5025	COUPLING ASSEMBLY, HOSE: BY PASS HOSE 10931979-1 (19207)	AC,AB	EA	1	*	*	*	*	130	33	
PAOZZ	2530-971-5027	COUPLING ASSEMBLY, HOSE: FEED 10931979-3 (19207)	IA, IB, IC ID	EA	1	*	*	*	*	130	34	
PAOZZ	4730-278-3682	ELBOW: 9402867 (24617)	AC,AB	EA	1	*	*	*	*	130	35	
PAOZZ	2530-072-4404	NONILLUSTRATED HOSE ASSEMBLY, RUBBER: STEERING PUMP TO CONTROL VALVE (DIESEL / MILTIFUEL) 10938340 (19207)	AC,AB	EA	1	*	*	*	*			
PAOZZ	4730-278-3203	NONILLUSTRATED BUSHING, RESERVOIR, CONTROL VALVE HOSE: 128140 (21450)	A,AB	EA	1	*	*	*	*			

(1) SMR Code	(2) Federal Stock Number	(3) Description	(4) Unit of Meas.	(5) Qty Inc In Unit	(6) 15-day Maintenance In	(7) organizational alw Illustration	(a) Figure No.	(b) Item No.	
Reference number & mfg. code			Usable on code		(a) (b) (c) (d)	(a) (b) (c) (d)	(a) (b)	(a) (b)	
1411-HOSES, LINES FITTINGS-CONTINUED NONILLUSTRATED-CONTINUED					1-5	6-20	21-50	51-100	
PAOZZ	4730-939-7132	CONNECTOR: PUMP OUTLET 8720306 (19207)	AB	EA	1	*	*	*	*
PAOZZ	4730-196-0888	BUSHING: 3/4 X 1/2 PUMP OUTLET AND TANK INLET WW-P-471-TY2, STYLE C, CLASS 1 (81349)	AA	EA	2	*	*	*	*
PAOZZ	4730-278-3658	ELBOW, TUBE: 1/2 O.D. TU, POWER CYLINDER LINE 7350898 (19207)	AA	EA	2	*	*	*	*
NON ILLUSTRATED									
PAOZZ	4730-335-2372	COUPLING: RESERVOIR TO PUMP 510104-12 (00624)	AA	EA	1	*	*	*	*
PAOZZ	4730-568-2258	ADAPTER, STRAIGHT, TUBE "T" HOSE: 1/2 I.D., 5/8 O.D. TU END 7350969 (19207)	AA	EA	6	*	*	*	*
PAOZZ	4730-695-1123	ADAPTER, STRAIGHT, PIPE TO HOSE: 1/2 NPTF MALE END, 1/2 I.D. X 59 / 64 O.D. HOSE 7350967 (19207)	AA	EA	5	*	*	*	*
PAOZZ	4730-740-9276	ELBOW: 5/8 INCH 9402866 (19207)	AA	EA	1	*	*	*	*
PAOZZ	5305-068-0505	SCREW, CAP, HEXAGON HEAD: 1/4-28UNF 2A X 5/8 CLIP EXTENSION MS90726-5 (96906)	AA	EA	1	*	*	*	*
PAOZZ	5305-269-2803	SCREW, CAP HEXAGON HEAD: 3/8-24UNF 2A X 1 CLIP TO BRACKET MS90726-60 (96906)	AA	EA	1	*	*	*	*
NONILLUSTRATED									
PAOZZ	5305-269-2813	SCREW, CAP, HEXAGON HEAD: 3/8-24UNF-2A X 2 3/4 BRACKET TO HOUSING AND EXTENSIONL TO HOUSING MS90726-69 (96906)	AA	EA	2	*	*	*	*
PAOZZ	5310-019-2062	NUT, SELF-LOCKING, HEXAGON: 3/8-24NF-3 BRACKET TO HOUSING, CLIP EXTENSION TO HOUSING AND CLIP TO BRACKET 192062 (21450)	AA	EA	V	*	*	*	*
PAOZZ	5310-809-4061	WASHER, FLAT: 7/16 I.D., 1 O.D., 0.083 THICK BRACKET TO HOUSING, CLIP TO EXTENSION, AND EXTENSION TO HOUSING MS27183-15 (96906)	AA	EA	3	*	*	*	*
PAOZZ	5330-740-9278	GASKET: 0.662 I.D., 0.073 THICK, UNION TO POWER CYLINDER (1), ELBOW TO POWER CYLINDER (1), AND ELBOW TO CONTROL VALVE (2) 7409278 (19207)	AA	EA	4	*	*	*	*
PAOZZ	5340-057-3053	CLAMP, ELECTRICAL: 3/4 O.D. TU, 1/4 BOLT SIZE, HYDRAULIC LINE 573053 (21450)	AA	EA	1	*	*	*	*



(1) SMR Code	(2) Federal Stock Number	(3) Description	(4) Unit of Meas.	(5) Qty In Unit	(6) 15-day Maintenance allow	(7) organizational alw	(a) 1-5	(b) 6-20	(c) 21-50	(d) 51-100	(7) Illustration Figure No.	(b) Item No.
		Reference number & mfg. code	Usable on code									
		1411-HOSES, LINES, FITTINGS-CONTINUED NONILLUSTRATED-CONTINUED										
PAOZZ	4730-287-4822	ELBOW: RESERVOIR DRAIN 444042 (21450)	A	EA	1	*	*	*	*			
PAOZZ	4730-924-5508	NIPPLE: RESERVOIR DRAIN MS51953-52 (96906)	A	EA	1	*	*	*	*			
PAOZZ	2530-941-6215	PLATE: HYDRAULIC STEERING HOSE SUPPORT 11593180 (19207)	AB	EA	1	*	*	*	*			
		1413-TANKS AND RESERVOIRS										
PAOZZ	2520-740-9290	RESERVOIR, OIL: HYDRAULIC STEERING 7409290 (19207)	A	EA	1	*	*	*	*	131		1
PAOZZ	4730-278-4319	PLUG, PIPE: OIL DRAIN 143890 (12204)		EA	1	*	*	*	*	131		2
PAOZZ	5365-575-2638	PLUB, MACHINE THREAD: 10883350 (19207)		EA	1	*	*	*	*	131		3
PAOZZ	2590-786-0194	FILTER ASSY, BREATHER: HYDRAULIC OIL TANK 8376371 (19207)		EA	1	*	*	*	*	131		4
PAOZZ	5305-269-2802	SCREW, CAP, HEXAGON HEAD: RESERVIOR MOUNTING MS90726-59 (96906)		EA	2	*	*	*	*	131		5
PAOZZ	5310-080-6004	WASHER, FLAT: RESERVOIR MOUTING MS27183-14 (96906)		EA	4	*	*	*	*	131		6
PAOZZ	5310-950-0039	NUT, SELF-LOCKING: RESERVOIR MOUNTING MS21044N6 (96906)		EA	3	*	*	*	*	131		7
PAOZZ	5305-269-2808	SCREW, CAP, HEXAQQON HEAD: RESERVOIR MOUNTING MS90726-65 (96906)		EA	1	*	*	*	*	131		8
PAOZZ	5310-050-2233	WASHER, FLAT: RESERVOIR MOUNTING, 3/8 NOM. ID, THICK 502233 (21450)		EA	1	*	*	*	*	131		9
PAOZZ		CUSHION: RESERVOIR MOUNTING 1023735R1 (31007)		EA	2	*	*	*	*	131		10
PAOZZ		SPACER: RESERVOIR MOUNTING 102413R1 (31007)		EA	1	*	*	*	*	131		11
		GROUP 15-FRAME,TOWING ATTATCHMENTS										
		1501-FRAME ASSEMBLY										
PAOZZ	5315-741-2924	PIN ASSEMBLY WITH CHAIN AND HOOK: 109426R92 (31007)	A	EA	2	*	*	*	*	132		1
PAOZZ	4030-740-9522	SHACKLE, LIFTING: FRONT 7409522 (19207)	A	EA	2	*	*	*	*	132		2
PAOZZ		BOLT, MACHINE: MOUNTING PLATE 10883119 (19207)	A	EA	4	*	*	*	*	132		3

(1) SMR Code	(2) Federal Stock Number	(3) Description	(4) Unit of Meas.	(5) Qty Inc In Unit	(6) 15-day Maintenance allow	(7) organizational alw Illustration	(a) Figure No.	(b) Item No.
Reference number & mfg. code			Usable on code		(a) (b) (c) (d)	(a) (b) (c) (d)	(a) (b)	
					1-5 6-20 21-50 51-100	Figure No.	Item No.	
1501-FRAME ASSEMBLY-CONTINUED								
PAOZZ	5305-269-2805	SCREW, CAP, HEXAGONE HEAD: 3/8-24UNF-2A X 1 1/4 IN., BRUSH GUARD BRACE BRACKET MS90726-62 (96906)	A	EA	4	* * * *	132	4
PAOZZ	2510-740-9514	BRACKET: LIFTING SHACKLE 7409514 (19207)	A	EA	2	* * * *	132	5
PAOZZ	5305-761-4227	SCREW, CAP, HEXAGON HEAD: 1/2-20UNF-2A X 1 1/4 IN., BRUSH GUARD BRACKET MS90726-111 (96906)	A	EA	6	* * * *	132	6
PAOZZ	5310-521-4534	WASHER, FLAT: FRONT LIFTING SHACKLE BRACKET 5214534 (19207)	A	EA	2	* * * *	132	7
PAOZZ	2510-407-5084	PLATE: FRONT BUMPER 10883113 (19207)	A	EA	2	* * * *	132	8
PAOZZ	5310-950-0039	NUT, SELF-LOCKING: FRONT BUMPER PLATE MS21044N6 (96906)	A	EA	4	* * * *	132	9
PAOZZ	4710-162-1019	PIPE: BUMPER TO MOUNTING PLATE 7409524 (19207)	A	FT	V	* * * *	132	10
PAOZZ	5315-741-2924	PIN ASSEMBLY WITH CHAIN AND HOOK 109426R92 (31007)	A	EA	2	* * * *	133	1
PAOZZ	5310-225-6408	NUT, SELF-LOCKING: BRACKET MS51922-53 (96906)	A	EA	3	* * * *	133	2
PAOZZ	2510-740-9514	BRACKET: LIFTING SHACKLE 7409514 (19207)	A	EA	2	* * * *	133	3
PAOZZ	5305-393-0220	SCREW, CAP, HEXAGON HEAD: 8408442 (19207)	A	EA	3	* * * *	133	4
PAOZZ	4030-740-9522	SHACKLE: REAR 7409522 (19207)	A	EA	2	* * * *	133	5
PAOZZ	5310-067-9507	NUT, SELF-LOCKING: MS51922-37 (96906)	A	EA	2	* * * *	133	6
PAOZZ	2540-693-0676	BUMPERETTE, REAR: 8333329 (19207)	BG,BF,CA,BC EA,BF,IL,HA BE,IA,BD,FA,FB	EA	2	* * * *	133	7
PAOZZ	2540-752-1596	BUMPERETTE, REAR: 7521596 (19207)	BG,BF,CA,CB FA,FB,IL,HA BE,IA,BD,FA,FB	EA	2	* * * *	133	7
PAOZZ	5305-725-4183	SCREW, CAP, HEXAGON HEAD: 1/2-20UNF-2A X 1 1/2 IN., BUMPERETTE MS90726-113 (96906)	A	EA	2	* * * *	133	8
PAOZZ	5305-725-4187	SCREW, CAP, HEXAGON HEAD: 1/2-20UNF-2A X 1 3/4 IN., MS90726-114 (96906)	A	EA	4	* * * *	133	9

(1)	(2)	(3)	(4)	(5)	(6)	(7)	(a)	(b)		
SMR	Federal	Description	Unit	Qty	15-day	organizational	Figure	Item		
Code	Stock		of	Inc	Maintenance	alw	Illustration			
	Number		Meas.	In						
				Unit						
		Reference number & mfg. code	Usable on code		(a)	(b)	(c)	(d)		
					1-5	6-20	21-50	51-100		
					No.	No.	No.	No.		
PAOZZ	5315-281-7744	PIN, LOCK: RETAINING, LIFTING SHACKLE .1770 DIAMETER 7409515 (19207)	A	EA	2	*	*	*	133	10
PAOZZ	2510-407-5087	NONILLUSTRATED PROTECTOR BOX: TAILLIGHT CONNECTOR 10883106-1 (19207)	CE,CF,CG	EA	2	*	*	*		
PAOFF	2540-047-3926	1503-PINTLES AND TOWING ATTACHMENTS PINTLE ASSEMBLY, TOWING: 8710630 (19207)	A	EA	1	*	*	*	134	1
PAOZZ	5315-187-9591	PIN, COTTER: PINTLE HOOK SHAFT MS24665-689 (96906)		EA	1	*	*	*	134	2
PAOZZ	5310-771-4911	NUT, SLOTTED, HEXAGON: PINTLE HOOK SHAFT 7714911 (19207)		EA	1	*	*	*	134	3
PAOZZ	5310-776-4909	WASHER, FLAT: PINTLE HOOK SHAFT 7764909 (19207)		EA	1	*	*	*	134	4
PAOZZ	5315-298-1499	PIN, COTTER: HOOK LOCK BOLT MS24665-360 (96906)		EA	1	*	*	*	134	5
PAOZZ	5310-070-1902	NUT, SLOTTED, HEXAGON: MS35692-77 (96906)		EA	1	*	*	*	134	6
PAOZZ	2540-704-4253	SPRING, HELICAL, COMPRESSTION: LATCH LOCK 7044253 (19207)		EA	1	*	*	*	134	7
PAOZZ	4730-050-4208	FITTING, LUBRICATION: 1/8 NPT MS15003-1 (96906)		EA	2	*	*	*	134	8
PAOZZ	5315-234-1848	PIN, COTTER: LATCH CHAIN MS24665-629 (96906)		EA	1	*	*	*	134	9
PAOZZ	5305-253-5626	SCREW, DRIVE, ROUND: MS21318-4-7 (96906)		EA	1	*	*	*	134	10
PAOZZ	5306-693-0635	BOLT, INTERNALLY, RELEVED: HOOK LOCK 7725844 (19207)		EA	1	*	*	*	134	11
PAOZZ	4010-129-3221	CHAIN, WELDLESS: HOOK LOCK BOLT 819906 (18876)		FT	V	*	*	*	134	12
PAOZZ	4030-948-7315	HOOK, S: MS87006-33 (96906)		EA	1	*	*	*	134	13
PAOZZ	2540-981-2758	LATCH, PINTLE HOOK: 8712064-1 (19207)		EA	1	*	*	*	134	14
	2510-040-2322	BRACE, PINTLE HOOK: 8330743 (19207)	BG,BF,FA,FB DA,DB,HA,BE IA,MA,IC,ID,IB	EA	2	*	*	*	134	15

(1)	(2)	(3)	(4)	(5)	(6)				(7)		
SMR Code	Federal Stock Number	Description	Unit of Meas.	Qty	15-day	organizational	alw	Illustration			
		Reference number & mfg. code	Usable on code	In Unit	(a)	(b)	(c)	(d)	(a)	(b)	
					1-5	6-20	21-50	51-100	Figure No.	Item No.	
		1504-SPARE WHEEL CARRIER AND TIRE LOCK									
PAOZZ	2510-895-9053	CARRIER, SPARE TIRE: D30624 (90280)	BE,DC	EA	1	*	*	*	*	135	1
PAOZZ		SPACER: SPARE TIRE WORM GEAR D30617-15 (90280)		EA	1	*	*	*	*	135	2
PAOZZ	2510-860-7273	GEAR, WORM: B30629 (90280)		EA	1	*	*	*	*	135	3
PAOZZ		PIN: D30617-20 (90280)		EA	3	*	*	*	*	135	4
PAOZZ	2590-860-9076	SPACER: WORM GEAR D30617-14 (90280)		EA	1	*	*	*	*	135	5
PAOZZ		S[ACER: WHEEL GEAR D30617-13 (90280)		EA	1	*	*	*	*	135	6
PAOZZ		GEAR. WHEEL: 830630 (90280)		EA	1	*	*	*	*	135	7
PAOZZ		SPACER: WHEEL GEAR D30617-12 (90280)		EA	1	*	*	*	*	135	8
PAOZZ		PIN: SPARE TIRE DRUM D30617-19 (90280)		EA	1	*	*	*	*	135	9
XAOZZ		DRUM: SPARE TIRE WIRE ROPE B30620 (90280)			1					135	10
PAOZZ		SCREW, MACHINE: SPARE TIRE RACK D30617-4 (90280)		EA	6	*	*	*	*	135	11
PAOZZ		WASHER, FLAT: SPARE TIRE RACK D30617-18 (90280)		EA	6	*	*	*	*	135	12
PAOZZ		NUT, PLAIN: SPARE TIRE RACK D30617-5 (90280)		EA	6	*	*	*	*	135	13
PAOZZ	6730-537-9342	SHAFT: SPARE TIRE WHEEL A30628 (25734)		EA	1	*	*	*	*	135	14
PAOZZ	2590-860-9078	CLAMP: WIRE ROPE D30617-17 (90280)		EA	1	*	*	*	*	135	15
PAOZZ	2590-860-9077	WIRE, ROPE: SPARE TIRE D30617-16 (90280)		EA	1	*	*	*	*	135	16
PAOZZ	5910-946-0022	BRACKET: SPARE TIRE B30619 (90280)		EA	1	*	*	*	*	135	17
PAOZZ		NUT, PLAIN: SPARE TIRE BRACKET TO RACK A30697 (58189)		EA	1	*	*	*	*	135	18
	2510-104-8784	RACK, SPARE TIRE: D30617 (90280)		EA	1	*	*	*	*	135	19

(1) SMR Code	(2) Federal Stock Number	(3) Description	(4) Unit of Meas.	(5) Qty Inc In Unit	(6) 15-day organizational Maintenance alw	(7) Illustration	(a) Figure No.	(b) Item No.
		Reference number & mfg. code	Usable on code	(a)	(b)	(c)	(d)	
				1-5	6-20	21-50	51-100	
		1504-SPARE WHEEL CARRIER AND TIRE LOCK-CONTINUED						
PAOZZ	2540-971-1488	SHAFT: WORM GEAR A30623 (90280)	EA	1	*	*	*	135 20
PAOZZ		NUT: WORM GEAR SHAFT A30595 (90280)	EA	1	*	*	*	135 21
PAOZZ	2510-493-8912	BRACKET ASSEMBLY: SPARE TIRE SUPPORT 11593243 (19207)	BG,LA,MA ID,CE,CF CG	EA	1	*	*	136 1
PAOZZ	5310-982-4908	NUT,PLAIN: BRACE TO BRACKET CF,CG	BG,LA,MA MS21045-6 (96906) IB,ID,CE	EA	4	*	*	136 2
PAOZZ	5305-269-2803	SCREW,CAP,HEXAGON: 3/8-24UNF-2A X 1 INCH, MS90726-60 (96906)	BG,LA,MA IB,ID,CE CF,CG	EA	4	*	*	136 3
PAOZZ	2510-740-9537	CLAMP ASSEMBLY: 7409537 (19207)	BG,LA,MA ID,CE,CF CG	EA	1	*	*	136 4
PAOZZ	5310-595-9659	NUT,PLAIN: CLAMP ASSEMBLY 7331003 (19207)	BG,LA,MA	EA	1	*	*	136 5
PAOZZ	2510-740-9534	BRACE:	BG,LA,MA 7409534 (19207) ID,CE,CF CG	EA	2	*	*	136 6
PAOZZ	5305-269-2805	CREW,CAP,HEXAGON HEAD: 3/8-24UNF-2A X 1 1/4 INCH, BRACE MS90726-62 (96906)	BG,LA,MA ID,CE,CF CG	EA	2	*	*	136 7
PAOZZ	5305-226-7768	SCREW,CAP,HEXAGON HEAD: 1/2-20UNF-2A X 2 INCH. SIDE SUPPORT BRACKET MS90726-115 (96906)	BG,LA,MA ID,CE,CF	EA	1	*	*	136 8
PAOZZ	5310-062-4954	NUT,PLAIN,HEXAGON: SIDE SUPPORT BRACKET MS21045-8 (96906)	BG,LA,MA	EA	8	*	*	136 9
XBOZZ	5340-237-3940	BRACKET: SIDE SUPPORT, LEFT 11593242 (19207) CF,CG	BG,CG,LA MA, ID,CE	EA	1			136 10
XBOZZ	5340-480-7607	BRACKET: SIDE SUPPORT, RIGHT 11593237 (19207)	BG,LA,MA ID,CE,CF CG	EA	1			136 11
PAOZZ	5305-725-4183	SCREW,CAP,HEXAGON HEAD: 1/2-20UNF-2A X 1 1/2 INCH, BASE ASSEMBLY MS90726-113 (96906)	BG,LA,MA ID,CE,CF CG	EA	4	*	*	136 12

(1) SMR Code	(2) Federal Stock Number	(3) Description  Reference number & mfg. code	(4) Unit of Meas.	(5) Qty In Unit	(6) 15-day Maintenance allow	(7) organizational alw Illustration	(a) Figure No.	(b) Item No.			
			Usable on code	(a)	(b)	(c)	(d)				
				1-5	6-20	21-50	51-100				
PAOZZ	5306-740-9533	1504-SPARE WHEEL CARRIER AND TIRE LOCK-CONTINUED BOLT: BRACE TO BRACKET 7409533 (19207)	BG,BH,II IF,CE,IA MA,IM,IO IT,ID,CE CF,CG,IU IV	EA	1	*	*	*	*	136	13
PAOZZ	5305-761-4227	SCREW,CAP,HEXAGON HEAD: 1/2-20UNF-2A X 1 1/4 IN., BRACKET MS90726-111 (96906)	HB,IA,CB FB,FG,FH RA	EA	6	*	*	*	*	137	1
PAOZZ	5310-062-4954	NUT,PLAIN: BRACKET MS21045-8 (96906)	HB,IA,IR CB,FB,FG FH,RA	EA	10	*	*	*	*	137	2
PAOZZ	5306-448-4218	BOLT,SECURING:CARRIER PLATE ASSEMBLY 11593182 (19207)	HB,IA,CB FB,FG,FH RA	EA	2	*	*	*	*	137	3
PAOZZ	2510-405-1980	BRACKET: 10883245 (19207)	HB,IA,CB FB,RA	EA	1	*	*	*	*	137	4
PAOZZ	5305-269-2805	SCREW,CAP,HEXAGON HEAD: 3/8-24UNF-2A X 1 1/4 BRACKET TO PLATE ASSEMBLY MS90726-62 (96906)	HB,IA,CB FB,FG,FH RA	EA	2	*	*	*	*	137	5
PAOZZ	5310-637-9541	WASHER,FLAT: 3/8 NOM SIZE, BRACKET TO PLATE ASSEMBLY MS35338-46 (96906)	HB,IA,CB FB,FG,FH RA	EA	2	*	*	*	*	137	6
XBOZZ		BRACKET: 10938248 (19207)	HB,IA,CB FB,FG,FH RA	EA	1					137	7
PAOZZ	2510-493-8901	PLATE ASSEMBLY: 11593187 (19207)	HB,IA,CB	EA	1	*	*	*	*	137	8
PAOZZ	5305-725-4183	SCREW,CAP,HEXAGON HEAD: 1/2-20UNF-2A X 1 1/2 IN. TIRE CARRIER PLATE MS90726-113 (96906)	HB,IA,OB,CB FB,FG,FH,RA	EA	4	*	*	*	*	137	9
PAOZZ	2510-425-0577	PLATE, TIRE CARRIER: 11593184 (19207)	HB,IA,OB,CB FB,FG,FH,RA	EA	1	*	*	*	*	137	10
PAOZZ	5310-732-0559	NUT,PLAIN: MS51968-8 (96906)	HB,IA,OB,CB FB,FG,FH,RA	EA	2	*	*	*	*	137	11
PAOZZ	5310-480-7606	NUT,PLAIN: 10938443-2 (19207)	HB,IA,OB,CB FB,FG,FH,RA	EA	2	*	*	*	*	137	12
PAOZZ	5310-809-8533	WASHER,FLAT: .812 ID MS27183-23 (96906)	HB,IA,CB FB,FG,FH,RA	EA	2	*	*	*	*	137	13

(1) SMR Code	(2) Federal Stock Number	(3) Description  Reference number & mfg. code	(4) Unit of Meas.	(5) Qty In Unit	(6) 15-day Maintenance allow	(7) organizational alw Illustration	(a) Figure No.	(b) Item No.
					(a) (b) (c) (d)			
			Usable on code		1-5 6-20 21-50 51-100			
	1504-SPARE WHEEL CARRIER AND TIRE LOCK-CONTINUED							
PAOZZ	5360-419-3074	SPRING: 11593193 (19207)	HB,IA,CB FB,FG,FH,RA	EA	1	* * * *	137	14
PAOZZ	2510-740-9534	BRACE: SPARE TIRE BRACKET 7409534 (19207)	AF,3G	EA	2	* * * *	138	1
PAOZZ	2510-405-1978	BRACKET: SPARE TIRE SUPPORT 8758195 (19207)	AF	EA	1	* * * *	138	2
PAOZZ	2510-741-3458	CLAMP,SPARE TIRE: 7413458 (19207)	AF	EA	1	* * * *	138	3
PAOZZ	5310-595-9659	NUT,PLAIN,HEXAGON: BOLT 7331003 (19207)	AF	EA	1	* * * *	138	4
PAOZZ	5310-061-7325	NUT,SELF-LOCKING: FUEL TANK AND SPARE TIRE BRACKET MS21045-4 (96906)	AF	EA	6	* * * *	138	5
PAOZZ	5305-269-2805	SCREW,CAP,HEXAGON HEAD: 3/8-24UNF-2A X 1 1/4 IN.,REFLECTOR BRACKET TO DECK FUEL TANK (4), REFLECTOR BRACKET TO SPARE TIRE CLAMP(4) MS90726-62 (96906)	AF	EA	8	* * * *	138	6
XBOZZ		BRACKET: REFLECTOR 8758198 (19207)	AF	EA	1		138	7
PAOZZ	5305-068-0506	SCREW,CAP,HEXAGON HEAD: 1/4-28UNF-2A X 3/4 IN., MS90726-6 (96906)	AF	EA	6	* * * *	138	8
XBOZZ		BRACKET: DECK SUPPORT AND FUEL TANK 8758442 (19207)	AF	EA	4		138	9
PAOZZ	2510-740-9530	BRACKET: TIRE CARRIER AND TOOL BOX RIGHT FRAME TO BASE 7409536 (19207)	AF	EA	1		138	10
XBOZZ		BRACKET: REFLECTOR, DECK FUEL TANK 8758461 (19207)	AF	EA	2		138	11
XBOZZ		DECK:FUEL TANK PROTECTOR,RIGHT 8758197 *((19207_(19207)	AF	EA	1		138	12
PAOZZ	5310-062-4954	NUT,SELF-LOCKING: LEFT BOX BRACKET AND REFLECTOR RACKET MS21045-8 (96906)	AF	EA	10	* * * *	138	13
PAOZZ	5310-176-6615	WASHER,FLAT: LEFT BOX BRACKET AND REFLECTOR BRACKET AN122586 (88044)	AF	EA	10	* * * *	138	14
PAOZZ	5305-725-4187	SCREW,CAP,HEXAGON HEAD: 1/2-20UNF-2A X 13/4 IN., LEFT TOOL BOX BRACKET MS90726-114 (96906)	AF	EA	4	* * * *	138	15
PAOZZ	5305-725-4183	SCREW,CAP,HEXAGON HEAD: 1/2-20UNF-2A X 11/2 IN., LEFT TOOL BOX BRACKET MS90726-113 (96906)	AF	EA	6	* * * *	138	16

(1) SMR Code	(2) Federal Stock Number	(3) Description  Reference number & mfg. code	(4) Unit of Meas.	(5) Qty Inc In Unit	(6) 15-day Maintenance alw	(7) organizational Illustration	(a) Figure No.	(b) Item No.
			Usable on code	(a) 1-5	(b) 6-20	(c) 21-50	(d) 51-100	
		1504-SPARE WHEEL CARRIER AND TIRE LOCK-CONTINUED						
PAOZZ	2510-740-9535	BRACKET: TOOL BOX, LEFT 7409535 (19207)	AF	EA	1	*	*	138
XBOZZ		DECK: FUEL TANK PROTECTOR, LEFT 8758441 (19207)	AF	EA	1			138
PAOZZ	5310-982-4908	NUT,SELF-LOCKING: MS21045-6 (96906)	AF	EA	18	*	*	138
PAOZZ	5305-269-2805	SCREW,CAP,HEXAGON HEAD:3/8-24UNF-2A X 1 IN., BASE ASSEMBLY (8), SPARE TIRE BRACKET (8) MS90726-60 (96906)	AF	EA	16	*	*	138
PAOZZ	5310-809-5998	WASHER,FLAT: LEFT TOOL BOX BRACKET MS27183-18 (96906)	AF	EA	1	*	*	138
PAOZZ	5306-740-9533	BOLT, J: SPARE TIRE CLAMP 7409533 (19207)	AF	EA	1	*	*	138
PAOZZ		SPACER: BRACKET TO BASE 8758194 (19207)	AF	EA	2	*	*	138
XBOZZ		BRACKET: HORIZONTAL REINFORCEMENT 8758443 (19207)	AF	EA	1			138
PAOZZ	5310-982-4908	NUT,SELF-LOCKING: SPARE TIRE REINFORCEMENT BRACKET MS21045-6 (96906)	CC,CD,DA,DB	EA	8	*	*	139
PAOZZ	5305-269-2803	SCREW,CAP,HEXAGON HEAD: 3/8-24UNF-2A X 1 IN., REINFORCEMENT BRACKET MS90726-60 (96906)	CC,CD,DA,DB	EA	8	*	*	139
XBOZZ		BRACKET: SPARE TIRE REINFORCEMENT 8758183 (19207)	CC,CD,DA,DB	EA	2			139
PAOZZ	2510-740-9534	BRACE: SPARE TIRE SUPPORT BRACKET 7409534 (19207)	CC,CD,DA,DB	EA	2	*	*	139
XBOZZ		BRACKET ASSEMBLY: SPARE TIRE SUPPORT 8758131 (19207)	CC,CD,DA,DB	EA	1			139
PAOZZ	2510-740-9537	CLAMP ASSEMBLY: SPARE TIRE SUPPORT 7409537 (19207)	CC,CD,DA,DB	EA	1	*	*	139
PAOZZ	5310-595-9659	NUT,PLAIN,HEXAGON: J-BOLT 7331003 (19207)	CC,CD,DA,DB	EA	1	*	*	139
PAOZZ	5306-740-9533	BOLT,J: CLAMP ASSEMBLY 7409533 (19207)	CC,CD,DA,DB	EA	1	*	*	139
PAOZZ	5305-269-2805	SCREW,CAP,HEXAGON HEAD: 3/8-24UNF-2A X 11/4 IN., BRACE MS90726-62 (96906)	CC,CD,DA,DB	EA	2	*	*	139
PAOZZ	5310-062-4954	NUT,SELF-LOCKING: RIGHT SIDE BRACKET SUPPORT MS21045-8 (96906)	CC,CD,DA,DB	EA	8	*	*	139
PAOZZ	2510-740-9536	BRACKET: SIDE SUPPORT RIGHT HAND 7409536 (19207)	CC,CD,DA,DB	EA	1	*	*	139



(1) SMR Code	(2) Federal Stock Number	(3) Description	(4) Unit of Meas.	(5) Qty In Unit	(6) 15-day Maintenance allow	(7) organizational Illustration	(a) Figure No.	(b) Item No.		
Reference number & mfg. code			Usable on code		(a) (b) (c) (d)	1-5 6-20 21-50 51-100				
		1504-SPARE WHEEL CARRIER AND TIRE LOCK-CONTINUED								
PAOZZ	2510-740-9535	BRACKET: SIDE SUPPORT, LEFT HAND 7409535 (19207)	CC,CD,DA,DB EA	1	*	*	*	*	139	12
PAOZZ	5305-725-4187	SCREW,CAP,HEXAGON HEAD: 1/2-20UNF-2A X 13/4 INCH, SIDE SUPPORT BRACKET MS90726-114 (96906)	CC,CD,DA,DB EA	2	*	*	*	*	139	13
PAOZZ	5305-725-4183	SCREW,CAP,HEXAGON HEAD:1/2-20UNF-2A X 11/2 INCH, SIDE SUPPORT BRACKET MS90726-113 (96906)	CC,CD,DA,DB EA	6	*	*	*	*	139	14
PAOZZ	5315-849-9857	PIN,COTTER: MS24665-421 (96906)	BF,ZB,ZC,CA FA,FE,ZA,ID	EA	4	*	*	*	140	1
PAOZZ	5315-128-2050	PIN: STUD MS51932-181 (96906)	ZB,ZC,BF,CA, FA,FE,ZA,ID	EA	2	*	*	*	140	2
PAOZZ	2590-442-5918	TUD: 11611619 (19207)	ZB,ZC,BF,CA FA,FE,ZA,ID	EA	2	*	*	*	140	3
PAOZZ		NUT:STUD 537807 (19207)	ZB,ZC,BF,CA FA,FE,ZA,ID	EA	4	*	*	*	140	4
		1506-FIFTH WHEEL								
PAOFF	2510-809-7791	FIFTH WHEEL ASSEMBLY: 11640352 (19207)	EF,JA	EA	1	*	*	*	141	1
PAOZZ	5305-752-4109	SCREW,CAP,HEXAGON HEAD: MOUNTING 18UNF, 5/8 X 13/4 MS90726-163 (96906)	AG	EA	10	*	*	*	141	2
PAOZZ		SCREW,CAP: MOUNTING 5/8 X 3" 742793 (04636)	EF	EA	8	*	*	*	141	2
PAOZZ		SCREW,CAP: MOUNTING 5/8 X 23/4 742792 (04636)	EF	EA	2	*	*	*	141	2
PAOZZ	5310-800-0695	WASHER,LOCK: 5/8 MS35335-39 (96906)	AG	EA	10	*	*	*	141	3
PAOZZ		WASHER, LOCK: 5/8 778015 (04636)	EF	EA	2	*	*	*	141	3
PAOZZ		NUT: 5/8 914007 (04636)	EF	EA	8	*	*	*	141	4
PAOZZ	4730-172-0028	FITTING, LUBRICATION: 1/8 NPT,45° MS15003-4 (96906)	EF,JA	EA	6	*	*	*	141	5
PAOZZ	4730-172-0034	FITTING,LUBRICATION: 1/8NPT,90° MS15003-6 (96906)	AG	EA	2	*	*	*	141	6

(1) SMR Code	(2) Federal Stock Number	(3) Description	(4) Unit of Meas.	(5) Qty Inc In Unit	(6) 15-day Maintenance alw	(7) organizational Illustration	(a) Figure No.	(b) Item No.
Reference number & mfg. code			Usable on code	(a) 1-5	(b) 6-20	(c) 21-50	(d) 51-100	
1504-SPARE WHEEL CARRIER AND TIRE LOCK-CONTINUED								
1507-LANDING GEAR,LEVELING JACKS (MECHANICAL OR HYDRAULIC)								
PAOZZ	2590-790-2290	PIN,LOCK: LEVELING JACK, TUBE 7534687 (19207)	CE,CF,CC	EA 1	*	*	*	142 1
XBOZZ		TUBE ASSEMBLY: LEVEL JACK 7534673 (19207)	CE,CF,CG	EA 1				142 2
PAOZZ	2590-115-4341	TUBE ASSEMBLY: LEVEL JACK 7535616 (19207)	CE,CF,CG	EA 1	*	*	*	142 3
XBOZZ		SCREW ASSEMBLY: HOUSING 7534674 (19207)	CE,CF,CG	EA 4				142 4
PAOZZ	5315-816-5491	PIN,STRAIGHT,HEADLESS: HOUSING 7534690 (19207)	CE,CF,CG	EA 1	*	*	*	142 5
XBOZZ		HOUSING: 7534394 (19207)	CE,CF,CG	EA 1				142 6
PAOZZ	2590-790-2292	SLEEVE,LOCK: LEVELING 7534677 (19207)	CE,CF,CG	EA 1	*	*	*	142 7
PAOZZ		WASHER: LEVELING LOCK SLEEVE 7534686 (19207)	CE,CF,CG	EA 1	*	*	*	142 8
PAOZZ		NUT: 75384684 (19207)	CE,CF,CG	EA 1	*	*	*	142 9
PAOZZ	2590-790-2293	HANDLE ASSEMBLY, LEVER: 7534675 (19207)	CE,CF,CG	EA 1	*	*	*	142 10
PAOZZ	2590-790-2288	SPRING, HELICAL, COMPRESSION 7045152 (19207)	CE,CF,CG	EA 1	*	*	*	142 11
PAOZZ	2590-790-2291	PAWL,RATCHET LEVELING: 7534682 (19207)	CE,CF,CG	EA 1	*	*	*	142 12
PAOZZ	2590-790-2289	GEAR,RATCHET LEVELING: 7534680 (19207)	CE,CF,CG	EA 1	*	*	*	142 13
PAOZZ	5365-819-7025	RING,RETAINING: RATCHET GEAR 7534685 (19207)	CE,CF,CG	EA 1	*	*	*	142 14
PAOZZ	2590-870-9937	PLATE, FOOT LEVELING: 7534676 (19207)	CE,CF,CG	EA 1	*	*	*	142 15
GROUP 16-SPRINGS AND SHOCK ABSORBERS								
1601-SPRINGS								
PAOZZ	5305-761-4227	SCREW,CAP,HEXAGON HEAD: LEFT BRACKET SIDE MS90726-111 (96906)	A	EA 4	*	*	*	143 1
PAOZZ		SCREW,CAP,HEXAGON HEAD: BRACKET RIGHT SIDE 10883158 (19207)	A	EA 4	*	*	*	143 1
PAOZZ	5310-207-9053	NUT,SELF-LOCKING, HEXAGON: 414908PC40 (10001)	A	EA 4	*	*	*	143 2

(1) SMR Code	(2) Federal Stock Number	(3) Description  Reference number & mfg. code	(4) Unit of Meas.	(5) Qty In Unit	(6) 15-day Maintenance allow	(7) organizational alw Illustration	(a) Figure No.	(b) Item No.		
			Usable on code	(a) (b) (c) (d)						
				1-5	6-20	21-50	51-100			
1601-SPRINGS-CONTINUED										
PAOZZ	5340-482-3791	BRACKET: 7992548 (19207)	A	EA	2	*	*	*	143	3
PAOZZ	5310-062-4954	NUT,PLAIN,HEXAGON: HANGER MS21045-8 (96906)	A	EA	10	*	*	*	143	4
PAOZZ	2510-741-2376	PIN, VEHICULAR LEAF: SPRING TO HANGER (2) UPPER SHACKLE (2), LOWER SHACKLE (2) 7412376 (19207)	A	EA	6	*	*	*	143	5
PAOZZ	4730-050-4208	FITTING, LUBRICATION: MS15003-1 (96906)	A	EA	6	*	*	*	143	6
PAOZZ	5305-246-6566	SCREW,CAP,HEXAGON HEAD: HANGER SPRING MS90726-120 (96906)	A	EA	2	*	*	*	143	7
PAOZZ	2510-740-9344	SHACKLE ASSEMBLY: 7409344 (19207)	A	EA	2	*	*	*	143	8
PAOZZ	2510-741-1110	SPRING ASSEMBLY, LEAF: 7411110 (19207)	BE, IA	EA	2	*	*	*	143	9
PAOZZ	2510-385-7937	SPRING ASSEMBLY, LEAF: 8402437 (19207)	LA, MA	EA	2	*	*	*	143	9
PAOZZ	2510-740-9345	SPRING ASSEMBLY, LEAF: 7409345 (19207)	A (EXCEPT BE)	EA	2	*	*	*	143	9
PAOZZ	5305-716-8182	SCREW,CAP,HEXAGON HEAD: MS90726-117 (96906)	A	EA	2	*	*	*	143	10
PAOZZ	5310-275-8264	NUT,PLAIN,HEXAGON: CLAMP PLATE 5298551 (19207)	A	EA	8	*	*	*	143	11
PAOZZ	5310-013-1143	WASHER,LOCK; CLAMP PLATE MS35339-33 (96906)	A	EA	8	*	*	*	143	12
PAOZZ	5306-575-5420	BOLT,U: FRONT SPRING 8741540 (19207)	A (EXCEPT BC, BE, HB, IA, LA, MA)	EA	4	*	*	*	143	13
PAOZZ	5306-840-2424	BOLT,U: FRONT SPRING 8402424 (19207)	BC, BE, HB, IA, LA, MA	EA	4	*	*	*	143	13
PAOZZ	5340-740-9335	BUMPER, RUBBER: 7409335 (19207)	A	A	2	*	*	*	143	14
PAOZZ	5310-732-0560	NUT,PLAIN,HEXAGON MS53968-14 (96906)		EA	2	*	*	*	144	1
PAOZZ	2510-741-1111	SPRING,LEAF: NO. 1 7411111 (19207)	KA, KB, HB, IA,	EA	2	*	*	*	144	2

(1) SMR Code	(2) Federal Stock Number	(3) Description  Reference number & mfg. code	(4) Unit of Meas.	(5) Qty In Unit	(6) 15-day organizational Maintenance alw	(7) Illustration No.	(a) Figure No.	(b) Item No.			
			Usable on code	(a) 1-5	(b) 6-20	(c) 21-50	(d) 51-100				
1601-SPRINGS-CONTINUED											
PAOZZ	2510-740-9338	SPRING, LEAF: NO.1 7409338 (19207)	OA,OB,BA,BB, CA,CB,DA,DB, EA,EB,EC,FA, FB,RA,TA,XA, GA,GB,HA,JA, BD,IA,IB,IC ID	EA	2	*	*	*	*	144	2
PAOZZ	2510-741-1112	SPRING,LEAF: NO. 2 7411112 (19207)	KA,KB,HB,IA, LA,MA	EA	2	*	*	*	*	144	3
PAOZZ	2510-740-9339	SPRING,LEAF: NO. 2 7409339 (19207)	OA,OB,BA,BB CA,CB,DA,DB, EA,EB,EC,FA, FB,RA,TA,XA, GA,GB,HA,JA, BD,IA,IB,IC, ID	EA	2	*	*	*	*	144	3
PAOZZ	2510-700-1851	SPACER: LEAF CLIP SCREW 7001851 (19207)		EA	6	*	*	*	*	144	4
PAOZZ	5305-069-5583	SCREW,CAP,HEXAGON HEAD: LEAF CLIP MS90725-99 (96906)		EA	12	*	*	*	*	144	5
PAOZZ	2510-177-7892	CLIP: LEAF SPRING 10883159 (19207)		EA	4	*	*	*	*	144	6
PAOZZ	2510-134-1109	CLIP: LEAF SPRING 10883161 (19207)		EA	4	*	*	*	*	144	7
PAOZZ		RIVET: LEAF CLIP 104127 (21450)		EA	12	*	*	*	*	144	8
PAOZZ	2510-177-7800	CLIP: LEAF SPRING 10883160 (19207)		EA	4	*	*	*	*	144	9
PAOZZ	5310-891-1711	NUT,PLAIN,HEXAGON: LEAF CLIP MS35691-25 (96906)		EA	12	*	*	*	*	144	10
PAOZZ	5306-740-9333	BOLT: CENTER 7409333 (19207)		EA	2	*	*	*	*	144	11
PAOZZ	5306-740-9347	BOLT, "U" SPRING PADDLE 7409347 (19207)	A (EXCEPT HA,JA BD,BE,IA,LA, MA	EA	4	*	*	*	*	145	1
PAOZZ	5306-741-1113	BOLT "U": SPRING PADDLE 10883203 (19207)	BE,LA,IA,MA	EA	4	*	*	*	*	145	1
PAOZZ	5306-550-1503	BOLT,"U": SPRING BEAM 8327211 (19207)	HA,JA,BD	EA	4	*	*	*	*	145	1
PAOZZ	2510-277-9786	SPRING ASSEMBLY, LEAF 8327139 (19207)	HA,JA,BD	EA	2	*	*	*	*	145	2
PAOZZ	5340-740-9335	BUMPER, RUBBER: 7409335 (19207)	HA,JA,	EA	4	*	*	*	*	145	3

(1) SMR Code	(2) Federal Stock Number	(3) Description  Reference number & mfg. code	(4) Unit of Meas.	(5) Qty In Unit	(6) 15-day Maintenance allow	(7) organizational Illustration  (a) (b) (c) (d) Figure No.	(b) Item No.	
PAOZZ	5310-984-3806	1601-SPRINGS-CONTINUED NUT,SELF-LOCKING HEXAGON: MS51922-9 (96906)	HA,JA,BD	EA	8	* * * *	145	4
PAOZZ	5310-734-6957	NUT,PLAIN HEXAGON: 7346957 (19207)	A	EA	8	* * * *	145	5
PAOZZ	5310-926-5884	WASHER, LOCK: MS35340-52 (96906)	A	EA	8	* * * *	145	6
PAOZZ	5306-272-3747	BOLT,MACHINE: 7346956 (19207)	A	EA	8	* * * *	145	7
PAOZZ	2510-734-6952	PLATE: BEARING GUIDE 7346952 (19207)	A	EA	8	* * * *	145	8
PAOZZ	5310-700-7127	NUT,PLAIN,HEXAGON: 7007127 (19207)	A	EA	8	* * * *	145	9
PAOZZ	5310-013-1144	WASHER,LOCK: MS35339-34 (96906)	A	EA	8	* * * *	145	10
PAOZZ	2510-740-9613	SPRING ASSEMBLY, LEAF: 7409613 (19207)	A (EXCEPT BE,BD MA,JA,IA,LA	EA	2	* * * *	145	11
PAOZZ	2510-741-1114	SPRING ASSEMBLY,LEAF: 7411114 (19207)	MA) IA,LA,MA,BE	EA	2	* * * *	145	11
PAOZZ	2510-316-1009	PIN,ASSEMBLY: SPRING SADDLE 8330268 (19207)	A	EA	2	* * * *	145	12
PAOZZ	4030-270-5436	HOOK,CHAIN, S:SADDLE PIN MS87006-3 (96906)	A	EA	4	* * * *	145	13
PAOZZ	4010-186-9414	CHAIN: SADDLE PIN 42C15120-215 (80244)	A	EA	2	* * * *	145	14
PAOZZ		PIN: SADDLE PIN 7339964 (19207)	A	EA	2	* * * *	145	15
PAOZZ	5310-732-0560	NUT,PLAIN,HEXAGON: MS51968-14 (96906)		EA	2	* * * *	146	1
PAOZZ	2510-740-9601	SPRING, LEAF: NO.1 7409601 (19207)	OA,OB,BA,BB, CA,CB,DA,DB, EA,EB,EC,FA, FB,RA,TA,GA, GB,IA,IB,IC KA,KB,LA,MA	EA	2	* * * *	146	2
PAOZZ	2510-741-1115	SPRING,LEAF: NO. 1 MAIN 7411115 (19207)	HA,JA,BD	EA	2	* * * *	146	2
PAOZZ	2510-318-0959	SPRING,LEAF: NO. 1 MAIN 8327209 (19207)		EA	2	* * * *	146	2

(1) SMR Code	(2) Federal Stock Number	(3) Description	(4) Unit of Meas.	(5) Qty In Unit	(6) 15-day Maintenance allow	(7) organizational alw Illustration	(a) Figure No.	(b) Item No.
Reference number & mfg. code			Usable on code		(a) (b) (c) (d)	1-5 6-20 21-50 51-100		
1601-SPRINGS-CONTINUED								
PAOZZ	2510-740-9602	SPRING, LEAF: NO. 2 7409602 (19207) EA,EB,EC,FA, FB,RA,TA,GA, GB,IA,IB,IC	OA,DB,BA,BB, CA,CB,DA,DB,	EA	2	* * * *	146	3
PAOZZ	2510-741-1116	SPRING, LEAF: NO. 2 7411116 (19207)	KA,KB,LA,MA	EA	2	* * * *	146	3
PAOZZ	2510-318-0960	SPRING, LEAF: NO. 2 8327210 (19207)	HA,JA,BD	EA	2	* * * *	146	3
PAOZZ	2510-740-9612	SPACER: LEAF SPRING CLIP 7409612 (19207)		EA	8	* * * *	146	4
PAOZZ	5305-717-3999	SCREW,CAP,HEXAGON HEAD: LEAF SPRING CLIP MS90725-103 (96906)		EA	8	* * * *	146	5
PAOZZ		CLIP: LEAF SPRING 10883172 (19207)		EA	4	* * * *	146	6
PAOZZ		CLIP: LEAF SPRING 10883173 (19207)		EA	4	* * * *	146	7
PAOZZ	5310-891-1711	NUT,PLAIN,HEXAGON: LEAF SPRING CLIP MS35691-25 (96906)		EA	8	* * * *	146	8
PAOZZ	5305-734-6958	BOLT: CENTER,BRACKET CLAMP 7346958 (19207)		EA	2	* * * *	146	9
PAOZZ	5306-741-3464	BOLT: CENTER 18958H (31007)		EA	2	* * * *	146	9
PAOZZ	5306-550-1503	BOLT, "U: SPRING SADDLE 8327211 (19207)	HA,JA,BD	EA	4	* * * *	147	1
PAOZZ	2510-693-0604	SPRING: SADDLE SPRING PIN 7373299 (19207)	HA,JA,BD	EA	2	* * * *	147	2
PAOZZ	2510-693-0609	BALL: SADDLE SPRING PIN 7373329 (19207)	HA,JA,BD	EA	2	* * * *	147	3
PAOZZ		PIN: SADDLE SPRING 7409604 (19207)	HA,JA,BD	EA	2	* * * *	147	4
PAOZZ	5340-740-9335	BUMPER,RUBBER: GUIDE BRACKET 7409335 (19207)	HA,JA,BD	EA	4	* * * *	147	5
PAOZZ	5305-272-3747	BOLT,MACHINE: CLAMPING PLATE 7346956 (19207)	HA,JA,BD	EA	16	* * * *	147	6
PAOZZ	5310-926-5884	WASHER,LOCK: CLAMPING PLATE MS35340-52 (19207)	HA,JA,BD	EA	16	* * * *	147	7
PAOZZ	2510-734-6952	NUT,PLAIN,HEXAGON: CLAMPING PLATE 7346952 (19207)	HA,JA,BD HA,JA,BD	EA	16	* * * *	147	8

(1) SMR Code	(2) Federal Stock Number	(3) Description  Reference number & mfg. code	(4) Unit of Meas.	(5) Qty Inc In Unit	(6) 15-day Maintenance alw	(7) organizational Illustration	(a) Figure No.	(b) Item No.
			Usable on code	(a) 1-5	(b) 6-20	(c) 21-50	(d) 51-100	
1601-SPRINGS-CONTINUED								
PAOZZ	5310-734-6957	PLATE: GUIDE BRACKET 7346957 (19207)	HA,JA,BD	EA	4	*	*	9
PAOZZ	2510-277-9786	SPRING ASSEMBLY, LEAF: REAR 8327139 (19207)	HA,JA,BD	EA	2	*	*	10
PAOZZ	5306-446-8762	BOLT, MACHINE: LEAF SPRING 7017002 (19207)	HA,JA,BD	EA	2	*	*	11
PAOZZ	5310-700-7127	NUT: SADDLE "U" BOLT 7007127 (19207)	HA,JA,BD	EA	8	*	*	12
PAOZZ	5310-926-5885	WASHER,LOCK: SADDLE "U" BOLT MS35340-53 (96906)	HA,JA,BD	EA	8	*	*	13
PAOZZ	5310-732-0560	NUT,PLAIN,HEXAGON: LEAF SPRING MS51968-14 (96906)	A	EA	2	*	*	14
PAOZZ	5310-740-9615	WASHER,FLAT: 7409615 (19207)	A	EA	2	*	*	1
PAOZZ	5330-740-9312	WASHER,NONMETALLIC: 7409312 (19207)	A	EA	3	*	*	2
PAOZZ	2510-740-9606	RETAINER, PACKING: SEAT BEARING FELT 7409606 (19207)	A	EA	2	*	*	3
PAOZZ	2530-740-9553	RING,WIPER: HUB BEARING OIL SEAL 7979766 (19207)	A	EA	2	*	*	4
PAOZZ	2520-740-9550	SEAL,PLAIN,ENCASED:SEAT BEARING 7409550 (19207)	A	EA	2	*	*	5
PAOZZ	3110-198-1468	CONE AND ROLLERS, TAPERED 712286 (21450)	A	EA	2	*	*	6
PAOZZ	5306-740-9608	BOLT, MACHINE: SPRING SEAT 7409608 (19207)	A	EA	4	*	*	7
PAOZZ	5310-820-6653	WASHER,LOCK: SPRING SEAT MS35338-55 (96906)	A	EA	4	*	*	8
PAOZZ	2510-741-8773	SEAT ASSEMBLY, BEARING CUP: 7418773 (19207)		EA	2	*	*	9
PAOZZ	3110-142-4390	CUP,TAPERED ROLLER BEARING: 706691 (12742)	A	EA	2	*	*	10
PAOZZ	3110-100-0649	CONE AND ROLLERS, TAPERED: 705155 (12742)	A	EA	2	*	*	11
PAOZZ	5310-353-2297	NUT,PLAIN,OCTAGON: 7409606 (19207)	A	EA	2	*	*	12
PAOZZ	5310-700-7089	WASHER, KEY:SEAT NUT 5139123 (19207)	A	EA	2	*	*	13
PAOZZ	5310-353-2427	NUT,PLAIN,OCTAGON: 7346885 (19207)	A	EA	2	*	*	14

(1) SMR Code	(2) Federal Stock Number	(3) Description  Reference number & mfg. code	(4) Unit of Meas.	(5) Qty In Unit	(6) 15-day organizational Maintenance alw	(7) Illustration No.	(a) Figure No.	(b) Item No.	
					(a) (b) (c) (d)				
					1-5 6-20 21-50 51-100				
1601-SPRINGS-CONTINUED									
PAOZZ	5330-740-9600	GASKET: SEAT BEARING CAP 7409600 (19207)	A	EA	2	* * * *	148	15	
PAOZZ	2510-740-9391	COVER, ACCESS: 7409391 (19207)	A	EA	2	* * * *	148	16	
PAOZZ	5310-407-9566	WASHER: ACCESS COVER TO SEAT MS35338-45 (96906)	A	EA	12	* * * *	148	17	
PAOZZ	5305-225-8494	SCREW,MACHINE: ACCESS COVER TO SEAT MS90725-29 (96906)		EA	12	* * * *	148	18	
1604-SHOCK ABSORBER EQUIPMENT									
PAOZZ	5310-982-5012	NUT,SELF-LOCKING,HEXAGON: MS21045-12 (96906)		EA	2	* * * *	149	1	
PAOZZ	5310-809-8536	WASHER,FLAT: MS27183-24 (96906)		EA	2	* * * *	149	2	
PAOZZ	5340-740-9618	BUSHING, RUBBER: 7409618 (19207)		EA	4	* * * *	149	3	
PAOZZ	2540-740-9617	SHOCK ABSORBER, DIRECT ACTION: FRONT 7409617 (19207)		EA	2	* * * *	149	4	
PAOZZ	5315-740-9619	PIN,SHOULDER,HEADLESS: 98308R1 (31007)		EA	2	* * * *	149	5	
GROUP 18-BODY,CAB,HOOD AND HULL									
1801-BODY,CAB,HOOD AND HULL									
ASSEMBLIES									
PAOZZ	2510-737-3294	DOOR: RIGHT 7373294 (19207)	A	EA	1	* * * *	150	1	
PAOZZ	2510-737-3293	DOOR: LEFT 7373293 (19207)	A	EA	1	* * * *	150	1	
PAOZZ	5305-855-0961	SCREW,MACHINE: ACCESS COVER MS24629-35 (96906)	A	EA	10	* * * *	150	2	
PAOZZ	2510-693-0604	COVER,ACCESS: 7373299 (19207)	A	EA	2	* * * *	150	3	
PAOZZ	5305-696-5294	SCREW,ASSEMBLED WASHER: 455177 (21450)	A	EA	2	* * * *	150	4	
PAOZZ	2540-741-0714	HANDLE,WINDOW REGULATOR: 78080 (17476)	A	EA	2	* * * *	150	5	
PAOZZ	2540-621-2565	SPACER,HANDLE: 7397852 (19207)	A	EA	2	* * * *	150	6	
PAOZZ	2540-562-0422	FASTENER: DOOR GLASS REGULATOR 7529309 (19207)	A	EA	4	* * * *	150	7	



(1) SMR Code	(2) Federal Stock Number	(3) Description	(4) Unit of Meas.	(5) Qty Inc In Unit	(6) 15-day Maintenance allow	(7) organizational alw Illustration	(a) Figure No.	(b) Item No.		
Reference number & mfg. code			Usable on code	(a)	(b)	(c)	(d)			
				1-5	6-20	21-50	51-100			
1801-BODY,CAB,HOOD AND HULL ASSEMBLIES-CONTINUED										
PAOZZ	5340-737-3284	HINGE,BUTT: LEFT CAB DOOR (USE WITH DOOR 2510-737-3293) 7373284 (19207)	A	EA	2	*	*	*	150	8
PAOZZ	5340-737-3285	HINGE,BUTT: RIGHT CAB DOOR(USE WITH DOOR 2510-737-3294) 7373285 (19207)	A	EA	2	*	*	*	150	8
PAOZZ	2510-737-3288	CHECK ASSEMBLY, DOOR: 7373288 (19207)	A	EA	2	*	*	*	150	9
PAOZZ	5315-187-9558	PIN,COTTER: DOOR CHECK ROD MS24665-431 (96906)	A	EA	2	*	*	*	150	10
PAOZZ	2510-650-1015	FRAME: WINDOW RIGHT (USE WITH DOOR 2510-737-3294) 7529305 (19207)	A	EA	2	*	*	*	150	11
PAOZZ	2510-674-4487	FRAME:WINDOW LEFT (USE WITH DOOR 2510-737-3293) 7529304 (19207)	A	EA	2	*	*	*	150	11
PAOZZ	5305-984-7363	CREW,MACHINE: MS35191-272 (96906)	A	EA	4	*	*	*	150	12
PAOZZ	5310-582-8716	WASHER,LOCK: MS35336-20 (96906)	A	EA	4	*	*	*	150	13
PAOZZ	2540-741-0715	HANDLE,DOOR: 14892 (75198)	A	EA	2	*	*	*	150	14
PAOZZ	5305-531-0339	SCREW,ASSEMBLED WASHER: DOOR LOCK 594270 (21450)	A	EA	20	*	*	*	150	15
PAOZZ	2540-693-0603	REGULATOR, VEHICLE WINDOW: RIGHT (USE WITH DOOR 2510-737-3294) 7373290 (19207)	A	EA	1	*	*	*	150	16
PAOZZ	2540-693-0602	REGULATOR,WINDOW: LEFT (USE WITH DOOR 2510-737-3293) 7373289 (19207)	A	EA	1	*	*	*	150	16
PAOZZ	2510-797-5609	HANDLE, LOCK: 7975609 (19207)	A	EA	2	*	*	*	150	17
PAOZZ	5305-696-5300	SCREW,ASSEMBLED WASHER: 455184 (21450)	A	EA	2	*	*	*	150	18
PAOZZ	2540-737-3277	LOCK,REMOTE CONTROL: RIGHT ASSEMBLY (USE WITH DOOR 2510-737-3294) 955334 (58275)	A	EA	1	*	*	*	150	19
PAOZZ	2540-737-3276	LOCK,REMOTE CONTROL: LEFT ASSEMBLY (USE WITH DOOR 2510-737-3293) 955335 (58275)	A	EA	1	*	*	*	150	19

(1) SMR Code	(2) Federal Stock Number	(3) Description  Reference number & mfg. code	(4) Unit of Meas.	(5) Qty Inc In Unit	(6) 15-day Maintenance alw	(7) organizational Illustration	(a) Figure No.	(b) Item No.
			Usable on code		(a) (b) (c) (d) 1-5 6-20 21-50 51-100			
		1802-FENDERS,RUNNING BOARDS, WINDSHIELDS						
PAOZZ	2510-752-9313	WINDSHIELD ASSEMBLY: W/ GLASS A2174 (70230)	A	EA	1	* * * *	151	1
PAOZZ	2510-700-5417	WINDSHIELD ASSEMBLY: INDIVIDUAL SECTIONS 7005417 (19207)	A	EA	2	* * * *	151	2
PAOZZ	2510-693-0609	ARM ADJUSTING: WINDSHIELD W/ THUMBSCREW 7373327 (19207)	A	EA	1	* * * *	151	3
PAOZZ	5305-145-0605	SCREW,CATCH: WINDSHIELD INNER FRAME 594401 (21450)	A	EA	4	* * * *	151	4
PAOZZ	2510-737-3326	PLATE,CATCH: WINDSHIELD FRAME LOCKING S2149 (70230)	A	EA	2	* * * *	151	5
PAOZZ		NUT,LATCH: RETAINING WINDSHIELD FROM 187312 (21450)	A	EA	4	* * * *	151	6
PAOZZ	5310-576-5752	WASHER,LOCK: FLAT INTERNAL TEETH MS35333-39 (96906)	A	EA	4	* * * *	151	7
PAOZZ	2510-737-3330	LATCH,LOCKING: WINDSHIELD INNER FRAME SA5764 (70230)	A	EA	2	* * * *	151	8
		1805-CAB FLOOR						
XBOZZ		PLUG: TOEBOARD BUTTON 188002 (50513)	A	EA	1		152	1
XBOZZ		PLUG: TOEBOARD BUTTON 432449 (19207)		EA	1		152	2
		1806-UPHOLSTERY SEATS AND CARPETS						
PAOZZ	2540-737-3307	SEAT,INDIVIDUAL: COMPANION AND CRANE OPERATOR 7373307 (19207)	A	EA	1	* * * *	153	1
PAOZZ	2510-040-2074	FRAME: SEAT BACK 7529131 (19207)	A	EA	1	* * * *	153	2
PAOZZ	5310-809-4085	WASHER,FLAT: MS27183-16 (96906)	A	EA	6	* * * *	153	3
PAOZZ	2540-622-7743	LEG ASSEMBLY, SEAT, BACK: 7061295 (19207)	A	EA	1	* * * *	153	4
PAOZZ	5315-842-3651	PIN,COTTER: BACK SEAT LEG MS24665-295 (96906)	A	EA	7	* * * *	153	5
PAOZZ	5315-696-0262	PIN,STRAIGHT,HEADED: BACK SEAT LEG 7373314 (19207)	A	EA	6	* * * *	153	6
PAOZZ	5310-809-4061	WASHER,FLAT: MS27183-15(96906)	A	EA	2	* * * *	153	7

(1) SMR Code	(2) Federal Stock Number	(3) Description  Reference number & mfg. code	(4) Unit of Meas.	(5) Qty In Unit	(6) 15-day Maintenance alw	(7) organizational Illustration	(a) Figure No.	(b) Item No.
					(a) (b) (c) (d)			
			Usable on code		1-5 6-20 21-50 51-100			
1806-UPHOLSTERY SEATS AND CARPETS -CONTINUED								
PAOZZ	5305-225-8498	SCREW,CAP,HEXAGON HEAD: LINK MS90725-33 (96906)	A	EA	2	* * * *	153	8
PAOZZ	2540-622-3948	LINK,COMPANION SEAT: 7061282 (19207)	A	EA	1	* * * *	153	9
PAOZZ	5310-088-0553	NUT,SELF-LOKING,HEXAGON: MS21044N5 (96906)	A	EA	2	* * * *	153	10
PAOZZ	2540-420-5008	FRAME,SEAT,VEHICULAR: 8757920 (19207)	A	EA	1	* * * *	153	11
PAOZZ	2540-737-3312	CUSHION, SEAT,VEHICULAR: 7373312 (19207)	A	EA	1	* * * *	153	12
PAOZZ	5306-225-9089	SCREW,CAP,HEXAGON HEAD: LINK MS90726-34 (96906)	A	EA	1	* * * *	153	13
PAOZZ	2540-627-5992	LINK,SEAT BACK: 7061290 (19207)	A	EA	1	* * * *	153	14
PAOZZ	2540-737-3311	CUSHION, BACK REST: 7373311 (19207)	A	EA	2	* * * *	153	15
PAOZZ	2540-737-3306	SEAT, INDIVIDUAL: 7373306 (19207)	A	EA	1	* * * *	154	1
PAOZZ	2540-737-3308	CUSHION ASSEMBLY,DRIVERS: 7373308 (19207)	A	EA	1	* * * *	154	2
PAOZZ	2540-737-3309	CUSHION ASSEMBLY, DRIVERS: 7373309 (19207)	A	EA	1	* * * *	154	3
PAOZZ	2540-420-5007	FRAME, SEAT, VEHICULAR: 7529028 (19207)	A	EA	1	* * * *	154	4
PAOZZ	2540-623-5520	PIN, LOCKING, HANDLE: 7061289 (19207)	A	EA	2	* * * *	154	5
PAOZZ	5310-088-0553	NUT,SELF-LOCKING, HEXAGON MS21044N5 (96906)	A	EA	2	* * * *	154	6
PAOZZ	2540-513-9806	HANDLE: 7061286 (19207)	A	EA	2	* * * *	154	7
PAOZZ	2540-567-3282	SPRING,HELICAL,TORSION: DRIVER'S SEAT LOCKING HANDLE 7061283 (19207)	A	EA	1	* * * *	154	8
PAOZZ	5310-081-4219	WASHER,FLAT: SEAT HANDLE LOCK MS27183-12 (96906)	A	EA	1	* * * *	154	9
PAOZZ	5315-842-3044	PIN: DRIVER'S SEAT LOCKING HANDLE MS24665-283 (96906)	A	EA	1	* * * *	154	10

(1) SMR Code	(2) Federal Stock Number	(3) Description	(4) Unit of Meas.	(5) Qty Inc In Unit	(6) 15-day Maintenance allow	(7) organizational Illustration	(a) Figure No.	(b) Item No.
Reference number & mfg. code			Usable on code		(a) (b) (c) (d)	1-5 6-20 21-50 51-100		
1806-UPHOLSTERY SEATS AND CARPETS -CONTINUED								
PAOZZ	2540-653-6779	BASE,DRIVERS SEAT: 7529008 (19207)	A	EA	1	* * * *	154	11
PAOZZ	5305-958-9990	SCREW, MACHINE: MS35207-295 (96906)	A	EA	2	* * * *	154	12
1808-STOWAGE BOXES								
PAOZZ		SNAP AND CHAIN: TOOL BOX DOOR 8175-1-3 (31313)	CA	EA	2	* * * *	155	1
PAOZZ	5305-984-6211	SCREW, MACHINE: MS35206-264 (96906)	CA	EA	2	* * * *	155	2
PAOZZ	5310-186-7499	WASHER, SELF-LOCKING: MS35337-26 (96906)	CA	EA	2	* * * *	155	3
PAOZZ	5310-012-0361	NUT,PLAIN,HEXAGON: MS35649-102 (96906)	CA	EA	2	* * * *	155	4
PAOZZ	5340-530-5021	STRAP: TOOL HOLD DOWN 8690466 (19207) BG,BH,DA,DB, CD,CC,CE,CF, CG,	EA,EB,EC,IA, IB,IC,DE,DF	EA	1	* * * *	156	1
PAOZZ	5305-269-2802	SCREW,CAP,HEXAGON HEAD: 3/8-24UNF-2A X 7/8 INCH MS90726-59 (96906)	EA,EB,EC,IA, IB,IC,DE,DF, BG,BN,DA,DB, CD,CC,CE,CF,	EA	8	* * * *	156	2
PAOZZ	5310-809-4061	CG WASHER,FLAT: .438 I.D. MS27183-15 (96906) BG,BN,DA,DB, CD,CC,CE,CF, CG	EA,EB,EC,IA, IB,IC,DE,DF,	EA	8	* * * *	156	3
PAOZZ	5340-753-3741	STRAP: TOOL HOLD DOWN 3690463 (19207)	EA,EB,EC,IA, IB,IC,DE,DF, BG,BN,DA,DB, DC,CC,CE,CF, CG	EA	2	* * * *	156	4
PAOZZ	2540-409-8891	BRACKET ASSEMBLY: PIONEER TOOL SET MS50353-1 (96906)	EA,EB,EC,IA, IB,IC,DE,DF, BG,BN,DA,DB, CA,CC,CE,CF, CG	EA	1	* * * *	156	5

(1) SMR Code	(2) Federal Stock Number	(3) Description	(4) Unit of Meas.	(5) Qty In Unit	(6) 15-day Maintenance allow	(7) organizational alw Illustration	(a) Figure No.	(b) Item No.
Reference number & mfg. code			Usable on code		(a) (b) (c) (d)			
					1-5 6-20 21-50 51-100			
1808-STOWAGE BOXES-CONTINUED								
PAOZZ		BRACKET: MOUNTING, UPPER SUPPORT 10938498 (19207)	EA,EB,EC,IA IB,IC,DE,DF BG,BN,DA,DB, CD,CC,CE,CF, CG	EA	1	* * * *	156	6
PAOZZ	5310-982-4908	NUT,SELF-LOCKING, HEXAGON: MS21045-6 (96906)	EA,EB,EC,IA, EA,EB,EC,IA, BG,BN,DA,DB, CD,CC,CE,CF CG	EA	8	* * * *	156	7
PAOZZ	2590-925-8003	BRACKET: MOUNTING, COVER SUPPORT 10938489 (19207)	EA,EB,EC,IA IB,IC,DE,DF, BG,BN,DA,DB, CD,CC,CE,CF CG	EA	1	* * * *	156	8
1812-SPECIAL PURPOSE BODY								
PAOZZ	5310-582-5965	WASHER, LOCK: MS35338-44 (96906)	CE,CF,CG	EA	2	* * * *	157	1
PAOZZ	5310-761-6882	NUT,PLAIN,HEXAGON: MS51967-2 (96906)		EA	2	* * * *	157	2
PAOZZ	5315-842-3154	PIN,STRAIGHT,HEADED: MS35810-36 (96906)		EA	3	* * * *	157	3
PAOZZ	5340-550-8070	CLEVIS: DOOR LATCH RETAINING MS35812-6 (96906)		EA	3	* * * *	157	4
-OZZ		BAR: SIDE DOOR RETAINING 7084893 (19207)			1		157	5
PAOZZ	5315-839-5822	PIN,COTTER: MS24665-353 (96906)		EA	3	* * * *	157	6
PAOZZ	5340-679-1493	LATCH,MORTISE:RIGHT HAND, SOLID SIDE REAR 7084996 (19207)		EA	1	* * * *	157	7
PAOZZ	5340-679-1492	LATCH, MORTISE: LEFT HAND SOLID SIDE REAR 8380468 (19207)		EA	1	* * * *	157	7
-OZZ		PLATE: LATCH COVER 7084892 (19207)			1		157	8
PAOZZ	5305-052-8233	SCREW: PLATE RETAINING MS24617-25 (96906)		EA	16	* * * *	157	9
PAOZZ	5306-042-5591	SCREW: DOOR LATCH RETANING 425591 (21450)		EA	2	* * * *	157	10
PAOZZ	5340-679-1494	LATCH, MORTISE: RIGHT HAND SOLID SIDE FRONT 7084997 (19207)		EA	1	* * * *	157	11

(1) SMR Code	(2) Federal Stock Number	(3) Description	(4) Unit of Meas.	(5) Qty Inc In Unit	(6) 15-day Maintenance alw	(7) organizational Illustration	(a) Figure No.	(b) Item No.
Reference number & mfg. code			Usable on code	(a) 1-5	(b) 6-20	(c) 21-50	(d) 51-100	
1812-SPECIAL PUPOSE BODY -CONTINUED								
PAOZZ	5340-679-1495	LATCH, MORTISE: LEFT HAND SOLID SIDE FRONT 8380467 (19207)	EA	1	*	*	*	157 11
-OZZ		BAR: SIDE DOOR, RETAINING 7084894 (19207)		1				157 12
-OZZ		BAR:TOP DOOR, LOCKING 7084895 (19207)		1				157 13
PAOZZ	2540-679-1446	CHECK ASSEMBLY, DOOR: REATINING 8698434 (19207)	EA	1	*	*	*	157 14
PAOZZ	5305-225-3839	SCREW: DOOR CHECK RETAINING MS90725-8 (96906)	EA	2	*	*	*	157 15
PAOZZ	2510-179-6978	DOOR ASSEMBLY: 7084857 (19207)	EA	1	*	*	*	158 1
XAOZZ		RACK:DOOR SUPPORT 7084837 (19207)		1				158 2
PAOZZ		BOLT: RACK MOUNTING 548005 (21450)	EA	2	*	*	*	158 3
PAOZZ	5340-766-6336	BUMPER: RACK CUSHIONING 7535620 (19207)	EA	2	*	*	*	158 4
XAOZZ		GUIDE: DOOR LOCKING DEVICE 7698438 (19207)		1				158 5
PAOZZ	5305-281-5727	SCREW: GUIDE MOUNTING MS51862-26 (96906)	EA	10	*	*	*	158 6
PAOZZ		BOLT:DOOR LOCKING DEVICE 8698437 (19207)	EA	2	*	*	*	158 7
PAOZZ	5305-042-0991	SCREW,LOCKING DEVICE RETAINING 420991 (21450)	EA	1	*	*	*	158 8
PAOZZ	5315-839-2325	PIN,COTTER: MS24665-132 (96906)	EA	2	*	*	*	158 9
PAOZZ		HANDLE ASSEMBLY: 7535621 (19207)	EA	1	*	*	*	158 10
PAOZZ	5315-114-1924	PIN:HANDLE RETAINING 141062 (21450)	EA	1	*	*	*	158 11
PAOZZ	2540-679-1422	HANDLE, DOOR: INNER REAR 8380492 (19207)	EA	1	*	*	*	158 12
XAOZZ		PIN : HANDLE CONNECTING 7535623 (19207)		1				158 13
PAOZZ	5305-052-8233	SCREW: CLIP RETAINING MS24617-25 (96906)	EA	12	*	*	*	158 14
PAOZZ	5230-231-0216	CLIP: DOOR LATCH 7084860 (19207)	EA	1	*	*	*	158 15

(1) SMR Code	(2) Federal Stock Number	(3) Description  Reference number & mfg. code	(4) Unit of Meas.	(5) Qty Inc In Unit	(6) 15-day organizational Maintenance alw	(7) Illustration No.	(a) Figure No.	(b) Item No.
			Usable on code	(a) 1-5	(b) 6-20	(c) 21-50	(d) 51-100	
		1812-SPECIAL PURPOSE BODY -CONTINUED						
PAOZZ	2590-405-9771	BRACKET ASSEMBLY: 7084840 (19207)	EA	1	* * * *		158	16
PAOZZ	5305-883-0627	SCREW: LOCK RETAINING OUTSIDE MS24617-23 (96906)	EA	2	* * * *		158	17
PAOZZ		GROMMET: CUSHIONING 7035446 (19207)	EA	2	* * * *		158	18
XAOZZ		BAR:LOCK 7084850 (19204)		1			158	19
XAOZZ		BAR: LOCKING 7084868 (19204)		1			158	20
XAOZZ		CASE ASSEMBLY: 8698441 (19207)		1			158	21
PAOZZ	5340-443-9890	LATCH ASSEMBLY: 8380413 (19207)	EA	2	* * * *		158	22
PAOZZ	2510-231-0200	CLAMP: LOCK RETAINING 7084828 (19207)	EA	1	* * * *		158	23
PAOZZ	5340-419-9464	CLIP: CLAMP MOUNTING 7084861 (19207)	EA	1	* * * *		158	24
PAOZZ	5305-281-5727	SCREW: CLIP MOUNTING MS51862-26 (96906)	EA	1	* * * *		158	25
PAOZZ	5305-225-3840	SCREW,CAP,HEXAGON HEAD: MS90725-7 (96906)	EA	4	* * * *		158	26
PAOZZ	5310-582-5965	WASHER,FLAT: MS35338-44 (96906)	EA	4	* * * *		158	27
PAOZZ	5310-934-9758	NUT: RACK RETAINING MS35649-202 (96906)	EA	2	* * * *		158	28
PAOZZ	5310-045-3296	WASHER: LOCK MS35338-43 (96906)	EA	2	* * * *		158	29
PAOZZ	5305-429-1552	SCREW: RACK RETAINING 171104 (21450)	EA	4	* * * *		158	30
-OZZ		RACK, DOOR SUPPORT: 7084837 (19207)		1			159	1
PAOZZ		BOLT,MACHINE: RACK RETAINING 548005 (21450)	CE,CF,CG	EA	2	* * * *	159	2
PAOZZ	5340-766-6336	BUMPER: RACK CUSHIONING 7535620 (19207)	CE,CF,CG	EA	1	* * * *	159	3
-OZZ		BUMPER: LOCK CUSHIONING 7035446 (19207)	CE,CF,CG	1			159	4
PAOZZ	5305-433-3711	SCREW,MACHINE: MS51861-35 (96906)	CE,CF,CG	EA	9	* * * *	159	5

(1) SMR Code	(2) Federal Stock Number	(3) Description	(4) Unit of Meas.	(5) Qty In Unit	(6) 15-day organizational Maintenance alw	(7) Illustration	(a) Figure No.	(b) Item No.
Reference number & mfg. code			Usable on code		(a) (b) (c) (d)			
1812-SPECIAL PURPOSE BODY -CONTINUED					1-5 6-20 21-50 51-100			
PAOZZ	2540-177-8199	HANDLE ASSEMBLY: DOOR 7535567	CE,CF,CG	EA	1	* * * *	159	6
PAOZZ	2540-679-1422	HANDLE, DOOR: INNER REAR 8380492 (19207)	CE,CF,CG	EA	1	* * * *	159	7
PAOZZ	2590-659-7754	PLATE, DOOR: 7535644 (19207)	CE,CF,CG	EA	1	* * * *	159	8
PAOZZ	5340-419-9464	CLIP: CLAMP SUPPORT 7084861 (19207)	CE,CF,CG	EA	1	* * * *	159	9
PAOZZ	5305-281-5727	SCREW: CLIP RETAINING MS51862-26	CE,CF,CG	EA	1	* * * *	159	10
PAOZZ	2510-231-0200	CLIP ASSEMBLY: 7084828 (19207)	CE,CF,CG	EA	1	* * * *	159	11
PAOZZ	5310-582-5965	WASHER LOCK: MS35338-44 (96906)	CE,CF,CG	EA	1	* * * *	159	12
PAOZZ	5305-225-3840	SCREW,CAP,HEXAGON HEAD: MS90725-7 (96906)	CE,CG,CG	EA	1	* * * *	159	13
PAOZZ	5310-934-9758	NUT,PLAIN,HEXAGON: MS35649-202 (96906)	CE,CF,CG	EA	2	* * * *	159	14
PAOZZ	5310-045-3296	WASHER,LOCK: MS35338-43 (96906)	CE,CF,CG	EA	2	* * * *	159	15
PAOZZ	5305-429-1552	SCREW: DOOR RACK SUPPORT RETAINING 171104 (21450)	CE,CF,CG	EA	1	* * * *	159	16
PAOZZ		DOOR ASSEMBLY:RIGHT 7054790 (19207)	CE,CF,CG	EA	1	* * * *	160	1
PAOZZ	2510-421-7239	DOOR ASSEMBLY: LEFT 7084791 (19207)	CE,CF,CG	EA	1	* * * *	160	1
PAOZZ	5340-679-1490	LATCH,MORISE: DOOR,RIGHT(USE WITH RIGHT DOOR 8698436 (19207)	CE,CF,CG	EA	3	* * * *	160	2
PAOZZ	5340-679-1491	LATCH, MORTISE: DOOR LEFT ASSEMBLY (USE WITH LEFT DOOR) 8698435 (19207)		EA	*	* * * *	160	2
PAOZZ	5305-883-0625	SCREW: MORTISE LATCH MS24617-36 (96906)		EA	24	* * * *	160	3
PAOZZ	5315-839-2325	PIN,COTTER: MS24665-132 (96906)		EA	6	* * * *	160	4
PAOZZ	2510-133-9789	BAR: RIGHT DOOR, UPPER (USE WITH RIGHT DOOR) 7084862 (19207)		EA	1	* * * *	160	5
PAOZZ	2510-133-9786	BAR: LEFT DOOR, UPPER (USE WITH LEFT DOOR) 7084863 (19207)		EA	1	* * * *	160	5



(1) SMR Code	(2) Federal Stock Number	(3) Description	(4) Unit of Meas.	(5) Qty Inc In Unit	(6) 15-day Maintenance alw	(7) organizational Illustration	(a) Figure No.	(b) Item No.
Reference number & mfg. code			Usable on code	(a) 1-5	(b) 6-20	(c) 21-50	(d) 51-100	
1812-SPECIAL PURPOSE BODY -CONTINUED								
PAOZZ	2540-679-1422	HANDLE, DOOR: INNER, SIDE DOOR 8380492 (19207)	EA	2	*	*	*	160 6
PAOZZ	5315-114-1924	PIN: ;INSIDE DOOR HANDLE RETAINING 141062 (21450)	EA	2	*	*	*	160 7
PAOZZ	2510-133-9788	BAR: RIGHT DOOR, LOWER (USE WITH RIGHT DOOR) 7084865 (19207)	EA	1	*	*	*	160 8
PAOZZ	2510-133-9787	BAR: LEFT DOOR, LOWER (USE WITH LEFT DOOR) 7084866 (19027)	EA	1	*	*	*	160 8
PAOZZ		GROMMET: SIDE DOOR 7035446 (19207)	EA	4	*	*	*	160 9
PAOZZ	5305-883-0627	SCREW:SIDE DOOR MS24617-23 (96906)	EA	4	*	*	*	160 10
PAOZZ		SCREW: 424335 (21450)	EA	6	*	*	*	160 11
PAOZZ	2540-707-0724	SEAL: 8380493 (19207)	EA	2	*	*	*	160 12
PAOZZ	2540-679-1421	HANDLE,DOOR: SIDE,OUTER 8380491 (19207)	EA	2	*	*	*	160 13
PAOZZ	2540-168-2492	CASE ASSEMBLY: RIGHT (USE WITH RIGHT DOOR) 7047095 (19207)	EA	1	*	*	*	160 14
PAOZZ	2540-103-5782	CASE ASSEMBLY:LEFT (USE WITH LEFT DOOR) 8376760 (19207)	EA	1	*	*	*	160 14
PAOZZ	5340-238-5606	STRIKER: SIDE DOOR 7084799 (19207)	CE,CF,CG EA	1	*	*	*	161 1
PAOZZ	5310-582-5965	WASHER,LOCK: DOOR STRIKER MS35338-44 (96906)	CE,CF,CG EA	1	*	*	*	161 2
PAOZZ		SCREW,SELF-LOCKING: 426648 (21450)	CE,CF,CG EA	1	*	*	*	161 3
PAOZZ	2510-409-4010	ROLLER ASSEMBLY, TAILBOARD: 8902-15-1 (81336)	BE,DC EA	1	*	*	*	162 1
PAOZZ	5305-269-3211	SCREW,CAP,HEXAGON HEAD: MS90725-60 (96906)	EA	12	*	*	*	162 2
PAOZZ	5310-637-9541	WASHER,LOCK: BEARING CUP MS35338-46 (96906)	EA	12	*	*	*	162 3
PAOZZ	4730-050-4208	FITTING, LUBRICATION: GREASE CUP MS15003-1 (96906)	EA	2	*	*	*	162 4
PAOZZ	5305-725-4105	SCREW,CAP,HEXAGON HEAD: MS90726-164 (96906)	EA	6	*	*	*	162 5
PAOZZ	5305-727-5677	SCREW,CAP,HEXAGON HEAD: MS90726-162 (96906)	EA	2	*	*	*	162 6

(1) SMR Code	(2) Federal Stock Number	(3) Description	(4) Unit of Meas.	(5) Qty Inc In Unit	(6) 15-day Maintenance alw	(7) organizational Illustration	(a) Figure No.	(b) Item No.
Reference number & mfg. code			Usable on code	(a)	(b)	(c)	(d)	
				1-5	6-20	21-50	51-100	
1812-SPECIAL PURPOSE BODY -CONTINUED								
PAOZZ		BEARING, ROLLER: MS17133-1 (96906)	EA	2	*	*	*	162 7
PAOZZ	5330-291-7550	SEAL: ROLLER BEARING 500169 (19207)	EA	2	*	*	*	162 8
PAOZZ	5310-763-8905	NUT,PLAIN,HEXAGON: MS51968-20 (96906)	EA	6	*	*	*	162 9
PAOZZ	5310-012-1574	WASHER,LOCK: MS35338-31 (96906)	EA	6	*	*	*	162 10
PAOZZ	2590-679-1423	CABLE ASSEMBLY, SPECIAL PURPOST: 7045796 (19207)	CE,CF,CG	EA	1	*	*	163 1
PAOZZ	4730-172-0010	FITTING, LUBRICATION: CENTER BEARING AND INNER CLUTCH POWER GATE FRAME MS15002-1 (96906)	CE,CF,CG	EA	4	*	*	164 1
PAOZZ		PIN,COTTER 90831075 (19207)	CE,CF,CG	EA	4	*	*	164 2
PAOZZ	5340-964-5267	CLAMP: MS21333-120 (96906)	CE,CF,CG	EA	1	*	*	165 1
PAOZZ	5305-057-9613	SCREW: MS24621-32 (96906)	CE,CF,CG	EA	3	*	*	165 2
PAOZZ	5305-958-5453	SCREW: MS35190-236 (96906)	CE,CF,CG	EA	4	*	*	166 1
PAOZZ	5930-115-0604	SWITCH: VAN BODY SINGLE POLE EMERGENCY LIGHT 10937830 (19207)	CE,CF,CG	EA	1	*	*	166 2
PAOZZ	5930-115-0603	SWITCH: VAN BODY 3-WAY BLACKOUT 10937539 (19207)	CE,CF,CG	EA	1	*	*	166 3
PAOZZ	4730-138-8124	FITTING, LUBRICATION: LIFT FRAME AND BUSHING 92408030 (72509)	CE,CF,CG	EA	2	*	*	167 1
PAOZZ	4730-172-0010	FITTING,LUBRICATION: RADIUS ROD PIN AND BEARING CAP MS15002-1 (96906)	EA	8	*	*	*	167 2
PAOZZ		UNION: ADAPTER 90200047 (72509)	CE,CF,CG	EA	2	*	*	168 1
PAOZZ		HOSE; LEFT CLOSING CYLINDER TO VALVE (1/4 X 48 LONG) 92821160 (72509)	CE,CF,CG	EA	2	*	*	168 2
PAOZZ	4820-445-4453	TY-RAP: HOSE SECURING 97431100 (72509)	CE,CF,CG	EA	2	*	*	168 3
PAOZZ		CLIP:TUBE RETAINING 90812010 (72509)	CE,CF,CG	EA	1	*	*	168 4

(1) SMR Code	(2) Federal Stock Number	(3) Description	(4) Unit of Meas.	(5) Qty Inc In Unit	(6) 15-day Maintenance alw	(7) organizational Illustration	(a) Figure No.	(b) Item No.		
Reference number & mfg. code			Usable on code	(a)	(b)	(c)	(d)			
				1-5	6-20	21-50	51-100			
1812-SPECIAL PURPOSE BODY -CONTINUED										
PAOZZ	5305-071-2239	SCREW,CAP,HEXAGON HEAD: 1/4-20 X 11/2 MS90725-12 (96906)	CE,CF,CG	EA	1	*	*	*	168	5
PAOZZ		TEE: 97415015 (72509)	CE,CF,CG	EA	2	*	*	*	168	6
PAOZZ	4730-222-1729	CONNECTOR,MALE: HOSE AN816-7 (88044)	CE,CF,CG	EA	2	*	*	*	168	7
PAOZZ	4720-188-1834	NIPPLE: CONTROL VALVE TEE 105407 (21450)	CE,CF,CG	EA	2	*	*	*	168	8
PAOZZ		HOSE ASSEMBLY: RIGHT CLOSING TO VALVE 52301795 (72509)	CE,CF,CG	EA	2	*	*	*	168	9
PAOZZ		TEE: HOSE 97415145 (72509)	CE,CF,CG	EA	1	*	*	*	168	10
PAOZZ		ADAPTER: (1-LIFTING CYLINDER HOSE, 1- CONTROL VALVE TEE) 90200058 (72509)	CE,CF,CG	EA	2	*	*	*	168	11
PAOZZ		HOSE: LIFTING CYLINDER TO VALVE (3/8 X 24 LONG) 92820345 (72509)	CE,CF,CG	EA	1	*	*	*	168	12
PAOZZ		ADAPTER ASSEMBLY: RESTRICTOR 20058001 (72509)	CE,CF,CG	EA	1	*	*	*	168	13
PAOZZ	4730-277-5545	ELBOW: HOSE 125998 (24617)	CE,CF,CG	EA	1	*	*	*	168	14
PAOZZ	4730-188-1896	PIPE: NIPPLE, LIFTING CYLINDER 219341 (24617)	CE,CF,CG	EA	1	*	*	*	168	15
PAOZZ	4730-196-2058	NIPPLE CLOSE: 3/4 NPT X 13/8 DIAMETER 144613 (24617)	CE,CF,CG	EA	1	*	*	*	168	16
PAOZZ	4730-540-6436	ELBOW,STREET: VALVE, 90 DEGREE, 3/4 NPT 126031 (24617)	CE,CF,CG	EA	1	*	*	*	168	17
PAOZZ		UNIVERSAL JOINT: DRIVE SHAFT 93601305 (72509)	CE,CF,CG	EA	1	*	*	*	169	1
PAOZZ	5305-151-9890	SETSCREW: UNIVERSAL JOINT 97205090 (72509)	CE,CF,CG	EA	2	*	*	*	169	2
PAOZZ	4730-050-4208	FITTING,LUBRICATION: UNIVERSAL JOINT MS15003-1 (96906)	CE,CF,CG	EA	1	*	*	*	169	3
PAOZZ		SHAFT, DRIVE: 10012834 (72509)	CE,CF,CG	EA	1	*	*	*	169	4
PAOZZ		UNIVERSAL JOINT: DRIVE SHAFT 93601335 (72509)	CE,CF,CG	EA	1	*	*	*	169	5
PAOZZ	4730-221-2140	PLUG,PIPE: TANK MS20913-6S (96906)	CE,CF,CG	EA	1	*	*	*	169	6

(1) SMR Code	(2) Federal Stock Number	(3) Description	(4) Unit of Meas.	(5) Qty In Unit	(6) 15-day Maintenance allow	(7) organizational alw Illustration	(a) Figure No.	(b) Item No.
Reference number & mfg. code			Usable on code		(a) (b) (c) (d)	1-5 6-20 21-50 51-100		
1812-SPECIAL PURPOSE BODY -CONTINUED								
PAOZZ		REDUCER: TANK BREATHER CAP 3/4NPT X 1/2NPT 179735 (21450)	CE,CF,CG	EA	1	* * * *	169	7
PAOZZ		CAP: TANK BREATHER 90801035 (72509)	CE,CF,CG	EA	1	* * * *	169	8
PAOZZ		GRIP: HAND LEVER (RED) 92415008 (72509)	CE,CF,CG	EA	2	* * * *	170	1
PAOZZ		GRIP: HANDLE 92802055 (72509)	CE,CF,CG	EA	2	* * * *	171	1
PAOZZ		HANDLE,CONTROL: 20100952 (72509)	CE,CF,CG	EA	2	* * * *	171	2
PAOZZ	4730-172-0010	FITTING,LUBRICATION: MS15002-1 (96906)	CE,CF,CG	EA	2	* * * *	171	3
PAOZZ		SCREW ASSEMBLY: THUMB, CHAIN RETAINING 20100950 (72509)	CE,CF,CG	EA	2	* * * *	172	1
PAOZZ	5305-151-9889	BOLT: 9804485 (72509)	CE,CF,CG	EA	4	* * * *	172	2
PAOZZ	5310-151-8776	WASHER, LOCK: 98415042 (72509)	CE,CF,CG	EA	4	* * * *	172	3
PAOZZ	2590-220-5106	TANK ASSEMBLY: OIL 10876200 (19207)	HA,JA,BD	EA	1	* * * *	173	1
PAOZZ	2590-972-2633	GAGE ASSEMBLY: OIL TANK 10876562 (19207)		EA	1	* * * *	173	2
PAOZZ	2590-231-7450	SCREEN: OIL TANK FILTER 10900106 (19207)		EA	1	* * * *	173	3
PAOZZ	2910-885-3451	TANK ASSEMBLY: OIL 10876187 (19207)		EA	1	* * * *	173	4
PAOZZ	4730-057-5555	PLUG:3/8-18NPT; OIL TANK DRAIN PLUG MS49005-6 (96906)		EA	1	* * * *	173	5
PAOZZ	4730-968-6129	PLUG,PIPE: 3/4-14PNPT,OIL TANK DRAIN PLUG MS49006-10 (96906)		EA	1	* * * *	173	6
PAOZZ	4820-461-4216	COCK ASSEMBLY: OIL TANK DRAIN 10900185 (19207)		EA	1	* * * *	173	7
PAOZZ	5340-425-0636	STRAP ASSEMBLY: OIL TANK RETAINING 10876277 (19207)		EA	1	* * * *	173	8
PAOZZ	5305-269-2808	SCREW,CAP,HEXAGON HEAD: 3/8-24UNF-2A X 13/4 INCHES MS90726-65 (96906)		EA	2	* * * *	173	9
PAOZZ	2590-231-7455	SUPPORT ASSEMBLY: OIL TANK 10876274 (19207)		EA	2	* * * *	173	10

(1) SMR Code	(2) Federal Stock Number	(3) Description  Reference number & mfg. code	(4) Unit of Meas.	(5) Qty Inc In Unit	(6) 15-day Maintenance alw	(7) organizational Illustration	(a) Figure No.	(b) Item No.
			Usable on code	(a) 1-5	(b) 6-20	(c) 21-50	(d) 51-100	
1812-SPECIAL PURPOSE BODIES								
-CONTINUED								
PAOZZ	5306-225-9096	SCREW,CAP,HEXAGON HEAD: 5/16-24 UNF-2AX 2 1/4 INCHES MS90726-41 (96906)	EA	4	*	*	*	173 11
PAOZZ	5310-982-4912	NUT,SELF-LOCKING,HEXAGON: MS21045-5 (96906)	EA	4	*	*	*	173 12
PAOZZ	5310-982-4908	NUT,SELF-LOCKING,HEXAGON MS21045-6 (96906)	EA	2	*	*	*	173 13
PAOZZ	5340-191-1164	STRAP ASSEMBLY:OIL TANK RETAINING 10899797 (19207)	EA	2	*	*	*	173 14
PAOZZ	5305-716-8192	SCREW,CAP,HEXAGON HEAD:1/2-20UNF X 3/4 INCHES MS90726-107 (96906)	EA	8	*	*	*	173 15
PAOZZ	5310-582-5272	WASHER LOCK: MS35338-48 (96906)	EA	8	*	*	*	173 16
GROUP 20 - HOIST, WINCH, POWER CONTROL AND POWER TAKEOFF 2001-HOIST,WINCH,CRANE ASSEMBLY								
PAOFF	2590-741-1122	WINCH ASSEMBLY:FRONT 7411122 (19207)	HA,JA,FJ	EA	1	*	*	174 1
PAOZZ	4730-506-1609	FITTING,LUBRICATION:SHEAVE ASSEMBLY 587305 (21450)	EA	3	*	*	*	174 2
PAOZZ	2590-641-6405	WINCH ASSEMBLY:WITH ROLLER 7412382 (19207)	EA	1	*	*	*	174 3
PAOZZ		PLUG,PIPE:GEAR CASE MS51017-155 (96906)	AD	EA	6	*	*	175 1
PAOZ	4730-088-8665	PLUG,PIPE:3/4-14NPT,GEAR CASE MS49005-10 (96906)	AD	EA	3	*	*	175 2
PAOZZ	2590-740-9565	BRAKE BAND ASSEMBLY WITH LINING: 7409565 (19207)	AD	EA	1	*	*	175 3
PAOZZ	4730-506-1609	FITTING,LUBRICATION:ROLLER BRACKET 587305 (21450)	AD	EA	1	*	*	176 1
PAOZZ	4730-050-4208	FITTING,LUBRICATION:1/8NPT,ROLLER PIN MS15003-1 (9606)	AD	EA	2	*	*	176 2
PAOZZ	4730-172-0034	FITTING,LUBRICATION:1/8 NPT 90°,ROLLER BRACKET MS15003-6 (96906)	AD	EA	1	*	*	176 3
PAOZZ	4730-172-0034	FITTING,LUBRICATION: 1/8 NPT 90°, WINCH TENSIONER MS15003-6 (96906)	HA,JA,FS	EA	2	*	*	177 1
PAOZZ	4730-506-1609	FITTING,LUBRICATION:WINCH TENSIONER 587305 (21450)	HA,JA,FJ	EA	2	*	*	177 2

(1)	(2)	(3)	(4)	(5)	(6)	(7)				(a)	(b)	
SMR	Federal	Description	Unit	Qty	15-day	organizational	alw				Figure	Item
Code	Number		Meas.	In	Maintenance						No.	No.
		Reference number & mfg. code	Usable on code	Unit			(a)	(b)	(c)	(d)		
							1-5	6-20	21-50	51-100		
PAOZZ	4730-289-5176	2001-HOIST, WINCH, CRANE ASSEMBLY PLUG,PIPE:1/2-14NPT, BRAKE CSAE MS49005-8 (96906)	HA,JA,FJ	EA	1	*	*	*	*		178	1
PAOZZ		PLUG,PIPE:BRAKE CASE 501514 (21450)	HA,JA,FJ	EA	1	*	*	*	*		178	2
PAOZZ	4730-088-8665	PLUG,PIPE:3/4-14NPT,GEAR CASE MS49005-10 (96906)	HA,FJ,JA	EA	1	*	*	*	*		178	3
PAOZZ	3040-419-9432	ROD ASSEMBLY:DUMP CONTROL BOX,CONNECTING 8758694 (19207)	AK	EA	1	*	*	*	*		179	1
PAOZZ	5315-842-3154	PIN,CLEVIS: MS35810-36 (96906)	AK	EA	4	*	*	*	*		179	2
PAOZZ	5315-839-5822	PIN,COTTER: MS24665-353 (96906)	AK	EA	4	*	*	*	*		179	3
PAOZZ	5310-732-0560	NUT,PLAIN:CONTROL AND CONNECTING ROD CLEVIS MS51968-14 (96906)	AK	EA	2	*	*	*	*		179	4
PAOZZ	5340-534-8350	CLEVIS:CONTROL AND CONNECTING ROD 144245 (79318)	AK	EA	1	*	*	*	*		179	5
XBOZZ		ROD:DUMP CONTROL CONNECTING 8758695 (19207)	AK	EA	1						179	6
PAOZZ	5340-158-4073	SHAFT:DUMP CONTROL CONNECTING ROD MOTION, TRANSFER 8758699 (19207)	AK	EA	1	*	*	*	*		179	7
PAOZZ	2590-238-5597	LEVER:DUMP BODY ACTUATING 8758697 (19207)	AK	EA	2	*	*	*	*		179	8
PAOZZ	5315-889-2776	PIN,CLEVIS: MS35672-44 (96906)	AK	EA	2	*	*	*	*		179	9
PAOZZ	3040-419-9433	ROD ASSEMBLY:HAND LEVER CONNECTING 8758702 (19207)	AK	EA	1	*	*	*	*		179	10
XBOZZ		ROD:HAND LEVER CONNECTING 8758703 (19207)	AK	EA	1						179	11
PAOZZ	2520-741-1413	LEVER:DUMP BODY FRONT ACTUATING 7411413 (19207)	AK	EA	1	*	*	*	*		179	12
PAOZZ	2520-741-1410	BRACKET:CONTROL LEVER SUPPORT 7411410 (19207)	AK	EA	2	*	*	*	*		179	13
PAOZZ	5305-269-2803	SCREW,CAP,HEXAGON HEAD:3/8-24UNF-2A X 1 IN. MS90726-60 (96906)	AK	EA	4	*	*	*	*		179	14
PAOZZ	5310-982-4908	NUT,SELF-LOCKING: MS21045-6 (96906)	AK	EA	4	*	*	*	*		179	15
PAOZZ	4730-050-4208	FITTING,LUBRICATON:1/8NPT,CONTROL LEVER SUPPORT BRACKET MS15003-1 (96906)	AK	EA	2	*	*	*	*		179	16

(1) SMR Code	(2) Federal Stock Number	(3) Description	(4) Unit of Meas.	(5) Qty In Unit	(6) 15-day Maintenance allow	(7) organizational alw Illustration	(a) Figure No.	(b) Item No.
Reference number & mfg. code			Usable on code	(a)	(b)	(c)	(d)	
				1-5	6-20	21-50	51-100	
2001-HOIST, WINCH, CRANE ASSEMBLY -CONTINUED								
PAOZZ	5330-736-8416	SEAL ASSEMBLY:DUMP BODY FRONT ACTUATING LEVER 7368416 (19206)	AK	EA	1	*	*	179
PAOZZ		LEVER ASSEMBLY:DUMP TRUCK CAR HAND CONTROL 8758686 (19207)	AK	EA	1	*	*	179
PAOZZ		KEY: 103907 (12204)	AK	EA	1	*	*	179
PAOZZ	5305-716-8183	SCREW,CAP,HEXAGON HEAD:1/2-20UNF-2A X 2 1/4 MS90726-116 (96906)	AK	EA	1	*	*	179
PAOZZ	5310-062-4954	NUT,SELF-LOCKING: MS21045-8 (96906)	AK	EA	1	*	*	179
XBOZZ		LEVER:CAR HAND CONTROL 8757719 (19207)	AK	EA	1			179
XBOZZ		SHAFT:LEVER MOTION TRANSFER 7411415 (19207)	AK	EA	1			179
PAOZZ		LOCK:LEVER 7411387 (19207)	AK	EA	1	*	*	179
PAOZZ	2930-752-1975	SPRING:LEVER LOCK 7521975 (19207)	AK	EA	1	*	*	179
PAOZZ	5310-982-4908	NUT,SELF-LOCKING: MS51922-21 (96906)	AK	EA	1	*	*	179
PAOZZ	5310-080-6004	WASHER,FLAT:.656 1.D. MS27183-14 (96906)	AK	EA	1	*	*	179
PAOZZ	2520-493-8807	LEVER:CONNECTING ROD,DUMP CONTROL POWER TAKEOFF 8748701 (19207)	AK	EA	1	*	*	180
PAOZZ	5305-269-2803	SCREW,CAP,HEXAGON HEAD:3/8-24UNF-2AUNF-2A X 1 INCH MS90726-60 (96906)	AK	EA	8	*	*	180
PAOZZ	5310-982-4908	NUT,SELF-LOCKING: MS21045-6 (96906)	AK	EA	8	*	*	180
PAOZZ	2590-408-8942	BRACKET:CONTROL ROD AND SHAFT 8758698 (19207)	AK	EA	4	*	*	180
PAOZZ	2590-237-3696	LEVER:DUMP BODY REAR ACTUATING 8758700 (19207)	AK	EA	1	*	*	180
PAOZZ	5315-842-3154	PIN,CLEVIS: MS35810-36 (96906)	AK	EA	3	*	*	180
PAOZZ	2590-231-0215	ROD ASSEMBLY:DUMP CONTROL BOX 8758692 (19207)	AK	EA	1	*	*	180
XAOZZ		ROD:DUMP CONTROL BOX 8758692 (19207)	AK		1			180
PAOZZ	5340-534-8350	CLEVIS:DUMP CONTROL BOX ROD 144245 (79318)	AK	EA	1	*	*	180

(1) SMR Code	(2) Federal Stock Number	(3) Description	(4) Unit of Meas.	(5) Qty In Unit	(6) 15-day Maintenance allow	(7) organizational alw Illustration	(a) Figure No.	(b) Item No.
Reference number & mfg. code			Usable on code		(a) (b) (c) (d)	(a) (b) (c) (d)	(a) (b)	
2001-HOIST, WINCH, CRANE ASSEMBLY -CONTINUED					1-5 6-20 21-50 51-100	No.	No.	
PAOZZ	5310-732-0560	NUT,PLAIN,HEXAGON:CONTROL BOX ROD AND CONNECTING CLEVIS MS51968-14 (96906)	AK	EA	1	* * * *	180	10
PAOZZ	5315-839-5822	PIN,COTTER: MS24665-353 (96906)	AK	EA	3	* * * *	180	11
PAOZZ	5315-889-2776	PIN,STRAIGHT,HEADLESS: MS35672-44 (96906)	AK	EA	2	* * * *	180	12
PAOZZ	4730-050-4208	FITTING,LUBRICATION:1/8 NPT, CONTROL ROD AND SHAFT MS15003-1 (96906)	AK	EA	4	* * * *	180	13
PAOZZ	2520-482-2445	SHAFT:DUMP CONTROL POWER TAKEOFF CONNECTING ROD MOTION TRAVERSE 8758690 (19207)	AK	EA	1	* * * *	180	14
PAOZZ	2590-351-7833	ROD ASSEMBLY:DUMP CONTROL POWER TAKEOFF CONNECTING 8758687 (19207)	AK	EA	1	* * * *	180	15
XBOZZ		ROD: DUMP CONTROL POWER TAKEOFF CONNECTING 8758688 (19207)	AK	EA	1		180	16
PAOZZ	5315-846-1270	PIN,CLEVIS: MS35810-35 (96906)	AK	EA	1	* * * *	180	17
PAOZZ	5315-842-3044	PIN,COTTER: MS24665-283 (96906)	AK	EA	1	* * * *	180	18
PAOZZ	4730-045-9771	PLUG,PIPE:1/2-14NPT, HYDRAULIC FLUID TANK PIPE COUPLING MS490006-8 (96906)	AK	EA	1	* * * *	181	1
PAOZZ		SCREEN ASSEMBLY: FLUID TANK 7409025 (19207)	AK	EA	1	* * * *	181	2
PAOZZ	5365-182-9635	WASHER:HYDRAULIC TANK FILLER 7409080 (19207)	AK	EA	1	* * * *	181	3
PAOZZ	2590-740-9026	GAUGE ASSEMBLY:FLUID TANK LIQUID LEVEL 7409026 (19207)	AK	EA	1	* * * *	181	4
PAOZZ		PLUG:HYDRAULIC FLUID TANK FILLER 7409027 (19207)	AK	EA	1	* * * *	181	5
PAOZZ	4730-172-0034	FITTING,LUBRICATION:CONTROL BOX LEVER MS15003-6 (96906)	DA,CC,CD,DB	EA	1	* * * *	182	1
PAOZZ	5305-267-8974	SCREW,CAP,HEXAGON HEAD:LEVER RETAINING MS90726-8 (96906)	DA,CC,CD,DB	EA	1	* * * *	182	2
PAOZZ	2520-740-9094	LEVER,REMOTE CONTROL: 7409094 (19207)	DA,CC,CD,DB	EA	1	* * * *	182	3
PAOZZ	5310-582-5965	WASHER,LOCK: MS35338-44 (96906)	DA,CC,CD,DB	EA	1	* * * *	182	4
PAOZZ	5310-768-0319	NUT,PLAIN,HEXAGON:CONTROL BOX LEVER MS51968-2 (96906)	DA,CC,CD,DB	EA	1	* * * *	182	5



(1) SMR Code	(2) Federal Stock Number	(3) Description  Reference number & mfg. code	(4) Unit of Meas.	(5) Qty In Unit	(6) 15-day Maintenance allow	(7) organizational alw Illustration	(a) Figure No.	(b) Item No.	
			Usable on code	(a) 1-5	(b) 6-20	(c) 21-50	(d) 51-100		
2001-HOIST, WINCH, CRANE ASSEMBLY -CONTINUED									
PAOZZ	2520-740-9634	LINK:CONTROL VALVE LEVER TO EYE BOLT 7409634 (19207)	BD,EF,FH,HA EA	2	*	*	*	183	1
PAOZZ	5355-740-9732	BALL:CONTROL VALVE 7409732 (19207)	BD,EF,FJ,HA EA	4	*	*	*	183	2
PAOZZ	2520-040-2349	LEVER:CONTROL VALVE DIVING MOTOR HCF 1990 (04636)	BD,EF,FJ,HA, EA	4	*	*	*	183	3
PAOZZ	5315-842-3651	PIN,COTTER:CONTROL VALVE ROD MS24665-295 (96906)	BD,EF,FJ,HA, EA	3	*	*	*	183	4
PAOZZ	2520-740-9767	YOKE:CONTROL VALVE 7409767	BD,EF,FJ,HA, EA	1	*	*	*	183	5
PAOZZ	4730-221-2141	PLUG,PIPE,SQUARE HEAD: MS20913-8S (96906)	BD,EF,FJ,HA, EA	2	*	*	*	183	6
PAOZZ	4730-200-0516	UNION:CONTROL VALVE TO HOSE 8327141 (19207)	BD,EF,FJ,HA, EA	1	*	*	*	183	7
PAOZZ		ELBOW:CONTROL VALVE BANK 740179 (19207)	BD,EF,FJ,HA, EA	1	*	*	*	183	8
PAOZZ		PLUG,PIPE,SQUARE HEAD: AW812002 (04636)	BD,EF,FJ,HA, EA	2	*	*	*	183	9
PAOZZ	4730-221-2137	PLUG,PIPE,SQUARE HEAD: MS20913-2S (96906)	BD,EF,FJ,HA, EA	1	*	*	*	183	10
PAOZZ	4730-832-7157	ELBOW:CONTROL VALVE BANK 8327157 (19207)	BD,EF,FJ,HA, EA	1	*	*	*	183	11
PAOZZ	5310-234-7815	NUT,PLAIN,HEXAGON: MS35690-724 (96906)	BD,EF,FJ,HA, EA	1	*	*	*	183	12
PAOZZ	5315-846-1270	PIN,STRAIGHT,HEADED:CASE HARDENED MS35810-35 (96906)	BD,EF,FJ,HA, EA	3	*	*	*	183	13
PAOZZ	5310-241-6726	NUT,PLAIN,HEXAGON:7/16-14UNC MS35690-740 (96906)	BD,EF,FJ,HA, EA	1	*	*	*	183	14
PAOZZ	5340-740-9740	CONNECTOR,ROD END:EYE CONTROL VALVE 7409740 (19207)	BD,EF,FJ,HA, EA	1	*	*	*	183	15
PAOZZ	4730-050-4208	FITTING,LUBRICATION: MS15003-1 (96906)	BD,EF,FJ,HA, EA	1	*	*	*	184	1
PAOZZ	4730-050-4208	FITTING,LUBRICATION:1/8NPT,OUTER BOOM PIN MS15003-1 (96906)	BD,FJ EA	2	*	*	*	185	1
PAOZZ	2590-086-7459	BOOM, OUTER: CRANE 10876190 (19207)	BD,FJ EA	1	*	*	*	185	2
PAOZZ	4730-050-4208	FITTING, LUBRICATION: 1/8NPT BOOM POINT SHEAVE SHAFT MS15003-1 (96906)	JA,JA,EF EA	2	*	*	*	186	1

(1) SMR Code	(2) Federal Stock Number	(3) Description  Reference number & mfg. code	(4) Unit of Meas.	(5) Qty Inc In Unit	(6) 15-day Maintenance alw	(7) organizational Illustration	(a) Figure No.	(b) Item No.		
			Usable on code	(a) 1-5	(b) 6-20	(c) 21-50	(d) 51-100			
2001-HOIST, WINCH, CRANE ASSEMBLY -CONTINUED										
PAOZZ	4730-049-8126	FITTING,LUBRICATION: 1988 (70270)	HA,FH,JA	EA	1	*	*	*	187	1
PAOZZ	4730-430-3221	ADAPTER:TUBE FITTING 51942 (70270)	HA,FJ,JA	EA	1	*	*	*	187	2
XBOZZ		PIN:ADAPTER PILLOW BLOCK 6Y6802 (24076)	HA,FJ,JA	EA	1				187	3
PAOZZ	3130-227-4054	BLOCK,PILLOW:REAR DRIVE SHAFT 6Y1127SA (24076)	HA,FJ,JA	EA	1	*	*	*	187	4
PAOZZ	5310-067-9507	NUT,SELF-LOCKING:PILLOW BLOCK MS51922-37 (96906)	HA,FJ,JA	EA	2	*	*	*	187	5
PAOZZ	5310-167-0823	WASHER,FLAT:PILLOW BLOCK 502268 (21450)	HA,FJ,JA	EA	2	*	*	*	187	6
PAOZZ	5305-716-8181	SCREW,CAP,HEXAGON HEAD:1/2-20UNF-2A X 2 3/4 IN., PILLOW BLOCK MS90726-118 (96906)	HA,FJ,JA	EA	2	*	*	*	187	7
PAOZZ	5330-242-5587	GASKET:HYDRAULIC PUMP 7409082 (19207)	AK	EA	1	*	*	*	188	1
PAOFF	2520-040-2318	PUMP ASSEMBLY:DUMP TRUCK BODY HOIST 8330480 (19207)	AK	EA	1	*	*	*	188	2
PAOZZ	4730-421-9087	PLUG:PUMP REAR END COVER MS49005-2 (96906)		EA	1	*	*	*	188	3
PAOZZ	5305-782-9495	SCREW,CAP,HEXAGON:1/2-20UNF-2A X 1 1/4 INCH MS90726-111 (96906)	AK	EA	6	*	*	*	188	4
PAOZZ	5310-584-5272	WASHER,LOCK: MS35338-48 (96906)	AK	EA	6	*	*	*	188	5
PAOZZ	2590-135-6566	ROLLER ASSEMBLY:UPPER SHIPPER HCU234 (04636)	HA,JA,EF	EA	1	*	*	*	189	1
PAOZZ	4730-288-8555	PLUG,PIPE:3/4-14NPT MS49005-9 (96906)	BD,FJ	EA	6	*	*	*	190	1
PAOZZ	4820-726-4719	BREATHER ASSEMBLY: 5196397 (19207)	BD,FJ	EA	1	*	*	*	190	2
PAOZZ	4730-050-4208	FITTING,LUBRICATION:1/8NPT,BOOM WINCH MS15003-1 (96906)	BD,FJ	EA	2	*	*	*	191	1
PAOFF	2590-179-5581	BOOM ROLLER ASSEMBLY: 10876227 (19207)	BD,FJ	EA	2	*	*	*	192	1
PAOZZ	5310-820-6653	WASHER,LOCK:BOOM ROLLER MS35338-50 (96906)	BD,FJ	EA	12	*	*	*	192	2

(1) SMR Code	(2) Federal Stock Number	(3) Description  Reference number & mfg. code	(4) Unit of Meas.	(5) Qty In Unit	(6) 15-day Maintenance allow	(7) organizational alw Illustration	(a) Figure No.	(b) Item No.
			Usable on code	(a) 1-5	(b) 6-20	(c) 21-50	(d) 51-100	
2001-HOIST, WINCH, CRANE ASSEMBLY -CONTINUED								
PAOZZ	5305-727-5677	SCREW,CAP,HEXAGON HEAD:5/8-18UNF-2A X 1 1/2 INCH MS90726-162 (96906)	BD,FJ	EA	12	* * * *	192	3
PAOZZ	4730-050-4208	FITTING,LUBRICATION:1/8NPT,ELEVATING CYLINDER (2) EXTENSION CYLINDER (1) MS15003-1 (96906)	BD,FJ	EA	3	* * * *	193	1
PAOZZ	4710-089-6193	TUBE ASSEMBLY:HYDRAULIC 10876430 (19207)	BD,FJ	EA	1	* * * *	194	1
PAOZZ	5340-419-3084	CLAMP: 10910298 (19207)	BD,FJ	EA	7	* * * *	194	2
PAOZZ	5310-935-9021	NUT,SELF-LOCKING,HEXAGON HEAD: MS51943-35 (96906)	BD,FJ	EA	3	* * * *	194	3
PAOZZ	5365-557-8555	BUSHING,RUBBER: 10906323 (19207)	BD,FJ	EA	10	* * * *	194	4
PAOZZ	2520-134-1122	VALVE ASSEMBLY,HYDRAULIC: 10900080 (19207)	BD,FJ	EA	2	* * * *	194	5
PAOZZ	2590-933-9587	TUBE ASSEMBLY, METAL: 10876428 (19207)	BD,FJ	EA	1	* * * *	194	6
PAOZZ	4730-359-4708	UNION: 9409179 (19207)	BD,FJ	EA	3	* * * *	194	7
PAOZZ	4730-231-3019	ELBOW,PIPE TO TUBE: MS20822-16 (96906)	BD,FJ	EA	4	* * * *	194	8
PAOZZ	4730-456-9831	ELBOW TO TUBE: 10900266 (19207)	BD,FJ	EA	2	* * * *	194	9
PAOZZ	4730-044-4655	PLUG,PIPE: 444655 (21417)	BD,FJ	EA	4	* * * *	194	10
PAOZZ		CONNECTOR: 9402714 (19207)	BD,FJ	EA	10	* * * *	194	11
PAOZZ	4730-193-0883	BUSHING,PIPE: 125915 (21450)	BD,FJ	EA	2	* * * *	194	12
PAOZZ	4710-087-9187	TUBE ASSEMBLY,HYDRAULIC: 10876426 (19207)	BD,FJ	EA	1	* * * *	194	13
PAOZZ	4720-522-1449	HOSE ASSEMBLY,RUBBER:HOIST CYLINDER TO RESERVOIR 10876145 (19207)	BD,FJ	EA	2	* * * *	194	14
PAOZZ	4720-826-5610	HOSE ASSEMBLY,NONMETALLIC:SWIVEL TO HOIST CYLINDER 10876144 (19207)	BD,FJ	EA	2	* * * *	194	15
PAOZZ	4730-087-0313	COUPLING,PIPE: 10913149 (19207)	BD,FJ	EA	4	* * * *	194	16

(1) SMR Code	(2) Federal Stock Number	(3) Description	(4) Unit of Meas.	(5) Qty Inc In Unit	(6) 15-day Maintenance alw	(7) organizational Illustration	(a) Figure No.	(b) Item No.
Reference number & mfg. code			Usable on code	(a)	(b)	(c)	(d)	
				1-5	6-20	21-50	51-100	
2001-HOIST, WINCH, CRANE ASSEMBLY -CONTINUED								
PAOZZ		NIPPLE: 191492 (21450)	BD,FJ	EA	2	*	*	194
PAOZZ		UNION: 9409188 (19207)	BD,FJ	EA	4	*	*	194
PAOZZ	4720-522-1216	HOSE ASSEMBLY,RUBBER:CONTROL VALVE TO BOOM FLOW CONTROL VALVE 10876140 (19207)	BD,FJ	EA	1	*	*	194
PAOZZ	2590-133-0988	TUBE ASSEMBLY,METAL: 10900242, (19207)	BD,FJ	EA	1	*	*	194
PAOZZ		CONNECTOR: 9402791 (19207)	BD,FJ	EA	3	*	*	194
PAOZZ	4730-439-6028	ADAPTER: 10900108 (19207)	BD,FJ	EA	2	*	*	194
PAOZZ	4720-826-5607	HOSE ASSEMBLY,RUBBER:VALVE TO TRAVERSE 10876139 (19207)	BD,FJ	EA	2	*	*	194
PAOZZ	4720-826-5606	HOSE ASSEMBLY,RUBBER:VALVE TO HOIST CYCLINDER 10876142 (19207)	BD,FJ	EA	1	*	*	194
PAOZZ	4720-522-1467	HOSE ASSEMBLY,RUBBER:RESERVOIR TO PUMP AND CONTROL VALVE TO HOIST MOTOR 10876146 (19207)	BD,FJ	EA	2	*	*	194
PAOZZ	2590-135-6537	FILTER,FLUID PRESSURE: 10921633 (19207)	BD,FJ	EA	1	*	*	194
PAOZZ		PLUG: 444673 (21450)	BD,FJ	EA	1	*	*	194
PAOZZ	4820-461-4216	COCK,SHUTOFF:SCREW 10900185 (19207)	BD,FJ	EA	1	*	*	194
PAOZZ	4730-012-7823	ELBOW: MS39230-7 (96906)	BD,FJ	EA	1	*	*	194
PAOZZ	2590-826-5605	HOSE ASSEMBLY,RUBBER:OIL RETURN TO RESERVOIR 10876143 (19207)	BD,FJ	EA	1	*	*	194
PAOZZ		UNION: 9409180 (19207)	BD,FJ	EA	1	*	*	194
PAOZZ		TEE: 218709 (21450)	BD,FJ	EA	2	*	*	194
PAOZZ	4730-168-2028	ELBOW,PIPE: 10913151 (19207)	BD,FJ	EA	1	*	*	194
PAOZZ		ELBOW: 10913152 (19207)	BD,FJ	EA	1	*	*	194
PAOZZ		ELBOW: 9402909 (19207)	BD,FJ	EA	1	*	*	194

(1) SMR Code	(2) Federal Stock Number	(3) Description	(4) Unit of Meas.	(5) Qty In Unit	(6) 15-day Maintenance alw	(7) organizational Illustration	(a) Figure No.	(b) Item No.		
Reference number & mfg. code			Usable on code	(a)	(b)	(c)	(d)			
				1-5	6-20	21-50	51-100			
2001- HOIST, WINCH, CRANE ASSEMBLY -CONTINUED										
PAOZZ	4730-718-2621	CONNECTOR: 9402713 (19207)	BD,FJ	EA	1	*	*	*	194	36
PAOZZ	4730-168-2129	ELBOW,PIPE: 10913150 (19207)	BD,FJ	EA	1	*	*	*	194	37
PAOZZ		NIPPLE: 431929 (21450)	BD,FJ	EA	1	*	*	*	194	38
PAOZZ		NIPPLE: 219359 (21450)	BD,FJ	EA	1	*	*	*	194	39
PAOZZ	2590-443-4847	REGULATOR,HYDRAULIC: 10900112 (19207)	BD,FJ	EA	1	*	*	*	194	40
PAOZZ	2540-832-7162	HOSE ASSEMBLY,RUBBER: 8327162 (19207)	BD,FJ	EA	1	*	*	*	194	41
PAOZZ	5310-950-0039	NUT,SELF-LOCKING HEXAGON: MS21044N6 (96906)	BD,FJ	EA	4	*	*	*	194	42
PAOZZ	5340-421-3992	BLOCK: 10910299 (19207)	BD,FJ	EA	4	*	*	*	194	43
PAOZZ		NIPPLE: 187867 (21450)	BD,FJ	EA	2	*	*	*	194	44
PAOZZ	4720-533-3396	HOSE ASSEMBLY,RUBBER:CONTROL VALVE TO HOIST MOTOR 10876530 (19207)	BD,FJ	EA	1	*	*	*	194	45
PAOZZ		UNION: 9409173 (19207)	BD,FJ	EA	1	*	*	*	194	46
PAOZZ	4730-253-4413	ELBOW: MS39230-3 (96906)	BD,FJ	EA	1	*	*	*	194	47
PAOZZ	4720-826-5604	HOSE ASSEMBLY,RUBBER:DRAIN VALVE TO RESERVOIR 10876147 ((19207)	BD,FJ	EA	1	*	*	*	194	48
PAOZZ	4720-177-5787	HOSE ASSEMBLY,NONMETALLIC: 10922162 (19207)	BD,FJ	EA	1	*	*	*	194	49
PAOZZ		ELBOW 120702 (21450)	BD,FJ	EA	1	*	*	*	194	50
PAOZZ		COUPLING: 187396 (21450)	BD,FJ	EA	1	*	*	*	194	51
PAOZZ		BUSHING: 119931 (21450)	BD,FJ	EA	1	*	*	*	194	52
PAOZZ	4730-196-2055	NIPPLE: 105405 (21450)	BD,FJ	EA	1	*	*	*	194	53
PAOZZ	2590-832-9019	TUBE ASSEMBLY,METAL: 10876424 (19207)	BD,FJ	EA	1	*	*	*	194	54
PAOZZ		TEE: 9403025 (19207)	BD,FJ	EA	1	*	*	*	194	55

(1) SMR Code	(2) Federal Stock Number	(3) Description	(4) Unit of Meas.	(5) Qty	(6) 15-day Maintenance In Unit	(7) organizational alw Illustration	(a) Figure No.	(b) Item No.			
Reference number & mfg. code			Usable on code	(a)	(b)	(c)	(d)				
2001-HOIST, WINCH, CRANE ASSEMBLY -CONTINUED				1-5	6-20	21-50	51-100				
PAOZZ	4730-050-4208	FITTING,LUBRICATION:1/8 NPT ROLLER HANGAR SHAFT MS15003-1 (96906)	BD,FJ	EA	2	*	*	*	*	195	1
PAOZZ	5305-053-8965	SCREW,CAP,HEXAGON HEAD:5/8-UNF-2A X 2 3/4 IN., DRUM WINCH MOUNTING MS90726-167 (96906)	BD,FJ	EA	12	*	*	*	*	195	2
PAOZZ	5310-584-5272	WASHER,LOCK:DRUM WINCH MOUNTING MS35338-48 (96906)	BD,FJ	EA	12	*	*	*	*	195	3
PAOZZ	2590-974-9670	WINCH, DRUM:VEHICLE MOUNTING 10876197 (19207)	BD,FJ	EA	1	*	*	*	*	195	4
GROUP 22-BODY,CHASSIS AND HULL ACCESSORY ITEMS 2201-CANVAS,RUBBER OR PLASTIC ITEMS											
PAOZZ	2540-860-0518	TARPAULIN ASSEMBLY: 10899230 (19207)	CA,CB,DA,DB,	EA	1	*	*	*	*	196	1
PAOZZ	2540-740-9681	CURTAIN,VEHICULAR:END CARGO BODY 7409681 (19207)	CA,CB,FA,FB	EA	2	*	*	*	*	196	2
PAOZZ	2540-505-6722	CURTAIN,VEHICULAR:END CARGO BODY 8357743 (19207)	RA,ZA	EA	2	*	*	*	*	196	2
PAOZZ	2540-860-0516	CURTAIN, VEHICULAR; END ASSEMBLY 10899231 (19207)	DA,DB	EA	1	*	*	*	*	196	2
PAOZZ	2540-569-9605	CURTAIN:END PAULIN REAR 11544R91 (31007)	A	EA	1	*	*	*	*	196	2
PAOZZ	2540-200-1911	CURTAIN,VEHICULAR:END CARGO BODY 501487 (19207)	CA,CB	EA	2	*	*	*	*	196	2
PAOZZ	2540-770-3429	COVER:CARGO BODY 7392938 (19207)	RA,ZA	EA	1	*	*	*	*	196	3
PAOZZ	2540-740-9679	COVER:CARGO BODY 7409679 (19207)	CA,CB,FA,FB	EA	1	*	*	*	*	196	3
PAOZZ	5340-594-8032	STRAP:SAFETY ASSEMBLY 8724381 (19207)	DA,DB	EA	1	*	*	*	*	196	4
PAOZZ	5340-536-0186	STRAP,WEBBING:SAFETY ASSEMBLY 8724380 (19207)	CA,CB,FA,FB RA,ZA,IC,ID	EA	1	*	*	*	*	196	4
PAOZZ	2540-860-2355	CANOPY:GONDOLA CANVAS 10876433 (19207)	BD,HA,FJ	EA	1	*	*	*	*	197	1
PAOZZ	2540-860-2358	BRACE:GONDOLA TOP STEEL 10900249 (19207)	BD,HA,FJ	EA	3	*	*	*	*	197	2
PAOZZ	2540-860-2356	FRAME:CANOPY TABULAR STEEL FRONT 10876566 (19207)	BD,HA,FJ	EA	1	*	*	*	*	197	3

(1) SMR Code	(2) Federal Stock Number	(3) Description  Reference number & mfg. code	(4) Unit of Meas.	(5) Qty Inc In Unit	(6) 15-day Maintenance alw	(7) organizational Illustration	(a) Figure No.	(b) Item No.
					(a) (b) (c) (d)			
					Usable on code	1-5 6-20 21-50 51-100		
2001-CANVAS,RUBBER OR PLASTIC ITEMS-CONTINUED								
PAOZZ	2540-860-2357	FRAME:CANOPY TABULAR STEEL REAR 10876565 (19207)	BD,HA,FH	EA	1	* * * *	197	4
PAOZZ	2540-737-2723	COVER:CAB TOP WITH REAR CURTAIN ASSEMBLY 66048 (82278)	AE	EA	1	* * * *	198	1
PAOZZ	2510-737-2713	BAR:CROSS FRONT BOW 66032 (822780)	AE	EA	1	* * * *	198	2
PAOZZ	2510-740-9596	POST PILLAR, CAB TOP: (LEFT) 7409596 (19207)	AE	EA	1	* * * *	198	3
PAOZZ	2510-740-9597	POST PILLAR,CAB TOP: (RIGHT) 7409597 (19207)	AE	EA	1	* * * *	198	3
PAOZZ	2520-740-9678	BAR:CROSS CAB TOP BOW 67314 (82278)	AE	EA	1	* * * *	198	4
PAOZZ	4020-551-8804	CORD,COTTON: TC571 (81348)	AE	FT	V	* * * *	198	5
2202-ACCESSORY ITEMS								
PAOZZ	2540-640-2267	BLADE,WINDSHIELD WIPER: (12 INCHES LONG) MS53048-12 (96906)	A	EA	2	* * * *	199	1
PAOZZ	2540-050-0810	ARM,WINDSHIELD WIPER: (ADJUSTABLE) 500810 (19207)	A	EA	2	* * * *	199	2
PAOZZ	5310-705-8965	NUT,PLAIN,CAP:WINDSHIELD WIPER ARM TO MOTOR SHAFT 7058965 (19207)	A	EA	2	* * * *	199	3
PAOZZ	5305-531-0452	SCREW,ASSEMBLED WASHER:MOTOR MOUNTING 594269 (21450)	A	EA	4	* * * *	199	4
PAOZZ	2540-753-9697	BRACKET:INSIDE REAR VIEW MIRROR 7539697 (19207)	A	EA	1	* * * *	199	5
PAOZZ		SCREW: 164475 (21450)	A	EA	2	* * * *	199	6
PAOZZ	2540-054-7201	MIRROR ASSEMBLY,REAR VIEW: 547201 (21450)	A	EA	1	* * * *	199	7
PAOZZ	2540-391-4322	MOTOR,WINDSHIELD WIPER: MS53017-1 (96906)	A	EA	2	* * * *	199	8
PAOZZ	4730-908-3195	CLAMP,HOSE: MS35842-10 (96906)	A	EA	8	* * * *	199	9
PAOZZ	5305-836-9566	SCREW,TAPPING,THREAD FORMING: N145P1708C (03538)	A	EA	4	* * * *	199	10
PAOZZ	4720-203-2668	HOSE,NONMETALLIC:WINDSHIELD WIPER LINE A12876 (65909)	A	FT	V	* * * *	199	11
PAOZZ	4710-277-5525	TUBE,COPPER:WINDSHIELD WIPER LINE BB3338 (50513)	A	FT	V	* * * *	199	12

(1)	(2)	(3)	(4)	(5)	(6)	(7)				(a)	(b)	
SMR Code	Federal Stock Number	Description	Unit of Meas.	Qty	15-day	organizational	alw	Illustration				
		Reference number & mfg. code	Usable on code	In Unit	(a)	(b)	(c)	(d)	Figure No.	Item No.		
					1-5	6-20	21-50	51-100				
		2202-ACCESSORY ITEMS-CONTINUED										
PAOZZ	5340-200-2741	CLAMP,LOOP:WINDSHIELD WIPER UPPER LINE AN742-6 (88044)	A	EA	4	*	*	*	*	199	13	
PAOZZ	5340-088-6655	CLAMP,LOOP:TEE TO RIGHT WINDSHIELD WIPER MOTOR LINE MS21333-101 (96906)	A	EA	1	*	*	*	*	199	14	
PAOZZ	4730-737-2701	TEE,HOSE:WINDSHIELD WIPER MOTOR LINE 7372701 (19207)	A	EA	1	*	*	*	*	199	15	
PAOZZ	5310-061-7325	NUT,SELF-LOCKING:DOOR SUPPORT PLATE (4) MIRROR BRACES (8) MS21045-4 (96906)	A	EA	12	*	*	*	*	200	1	
PAOZZ	2540-933-6262	PLATE:DOOR SUPPORT 11608938 (19207)	A	EA	2	*	*	*	*	200	2	
PAOZZ	5310-809-4058	WASHER,FLAT:.281 I.D. DOOR SUPPORT PLATE (4),MIRROR BRACES (8) MS27183-10 (96906)	A	EA	12	*	*	*	*	200	3	
PAOZZ	2540-933-6263	CLIP:UPPER DOOR BRACE 11608933 (19207)	A	EA	2	*	*	*	*	200	4	
PAOZZ	5305-267-8975	SCREW,CAP,HEXAGON HEAD:1/4-28UNF-2A X 1 1/8 INCH DOOR SUPPORT AND CLIP MS90726-9 (96906)	A	EA	4	*	*	*	*	200	5	
PAOZZ	2510-737-2507	WASHER:MIRROR BRACE ROD 7372705 (10207)	A	EA	4	*	*	*	*	200	6	
PAOZZ	5306-189-1775	ROD:MIRROR BRACE 11608936 (19207)	A	EA	2	*	*	*	*	200	7	
PAOZZ	2540-933-6869	BRACE:UPPER HINGE 11608926 (19207)	A	EA	2	*	*	*	*	200	8	
PAOZZ	2540-493-8895	BRACE ASSEMBLY:MIRROR 11608924 (19207)	A	EA	2	*	*	*	*	200	9	
PAOZZ	2540-788-5637	MIRROR ASSEMBLY,REAR VIEW: MS53015-2 (96906)	A	EA	2	*	*	*	*	200	10	
PAOZZ	2540-933-6870	BRACE:LOWER HINGE 11608927 (19207)	A	EA	2	*	*	*	*	200	11	
PAOZZ	2540-933-6868	BRACE:DOOR 11608928 (19207)	A	EA	2	*	*	*	*	200	12	
PAOZZ	2540-933-6265	BRACE:LOWER DOOR 11608929 (19207)	A	EA	2	*	*	*	*	200	13	
PAOZZ	2540-933-6267	BRACE:ROD SUPPORT 11608925 (19207)	A	EA	2	*	*	*	*	200	14	
PAOZZ	2540-459-3185	BRACE:UPPER DOOR 11664425 (19207)	A	EA	2	*	*	*	*	200	15	



(1)	(2)	(3)	(4)	(5)	(6)	(7)	(a)	(b)
SMR Code	Federal Stock Number	Description	Unit of Meas.	Qty	15-day Maintenance	organizational alw	Illustration	
		Reference number & mfg. code	Usable on code	In Unit	(a) 1-5	(b) 6-20	(c) 21-50	(d) 51-100
					Figure No.			Item No.
		2202-ACCESSORY ITEMS-CONTINUED						
PAOZZ	5306-409-4066	BOLT,MACHINE:UPPER DOOR HINGE 11608931 (19207)	A	EA	4	*	*	*
PAOZZ	5305-068-0506	SCREW,CAP HEXAGON HEAD:1/4-28UNF-2A X 3/4 INCH UPPER DOOR BRACE CLIP MS90726-6 (96906) NONILLUSTRATED	A	EA	2	*	*	*
PAOZZ	9905-202-3639	REFLECTOR,AMBER: MS35387-2 (96906)	A	EA	V	*	*	*
PAOZZ	9905-205-2795	REFLECTOR,RED: MS35387-1 (96906)  NONILLUSTRATED	A	EA	V	*	*	*
PAOZZ	2540-456-1011	HOOK,LASHING: 587499 (21450)	A	EA	V	*	*	*
PAOZZ	5305-988-1727	SCREW,MACHINE:PAN HEAD LASHING HOOK MOUNTING MS35206-283 (96906)	A	EA	V	*	*	*
		2201-DATA PLATES AND INSTRUCTION HOLDERS						
PAOZZ	2590-740-9711	PLATE,IDENTIFICATION:VEHICLE DATA USED ON VEHICLES WITH WINCH 7409711 (19207)	CB	EA	1	*	*	*
PAOZZ	2590-740-9712	PLATE,IDENTIFICATION:VEHICLE DATA WINCH 7409712 (19207)	DB	EA	1	*	*	*
PAOZZ	2590-740-9713	PLATE,IDENTIFICATION:VEHICLE DAA 7409713 (19207)	CA	EA	1	*	*	*
PAOZZ	2590-740-9714	PLATE,IDENTIFICATION:VEHICLE DATA 7409714 (19207)	DA	EA	1	*	*	*
PAOZZ	2590-740-9715	PLATE,INSTRUCTION:VEHICLE OPERATION 740975 (19207)	BG,CA,CB, FA,FB,ZA,HA, IB,BE,RA,BF	EA	1	*	*	*
PAOZZ	2590-740-9716	PLATE,INSTRUCTION:VEHICLE OPERATION 7409716 (19207)	AK	EA	1	*	*	*
PAOZZ	2590-858-5682	PLATE,INSTRUCTION: 10930014 (19207)	A	EA	1	*	*	*
PAOZZ	9905-252-5586	PLATE,INSTRUCTION:INSTRUMENT PANEL 7059462 (19207)	A	EA	1	*	*	*
PAOZZ	9905-252-5587	PLATE,INSTRUCTION:INSTRUMENT PANEL 7409993 (19207)	A	EA	1	*	*	*
PAOZZ	2590-065-9641	PLATE,INSTRUCTION: 10929829 (19207)	A	EA	1	*	*	*

(1) SMR Code	(2) Federal Stock Number	(3) Description  Reference number & mfg. code	(4) Unit of Meas.	(5) Qty In Unit	(6) 15-day organizational Maintenance alw				(7) Illustration		
					(a) 1-5	(b) 6-20	(c) 21-50	(d) 51-100	(a) Figure No.	(b) Item No.	
		2210-DATA PLATES AND INSTRUCTION HOLDERS-CONTINUED									
PAOZZ	2590-951-7549	PLATE, INSTRUCTION: 10931929 (19207)	IA, IB	EA	1	*	*	*	*	201	1
PAOZZ	2590-736-8523	PLATE, INSTRUCTION: INSTRUMENT PANEL 7368523 (19207)	A	EA	1	*	*	*	*	201	1
PAOZZ	2590-592-1165	PLATE, INSTRUCTION: SHIFTING FRONT AND REAR WINCH 7024227 (19207)	HA	EA	2	*	*	*	*	201	2
PAOZZ	2590-594-5919	PLATE, INSTRUCTION: SHIFTING, POWER DIVIDER 8735849 (19207)	HA	EA	1	*	*	*	*	201	2
PAOZZ	2590-575-2654	PLATE, IDENTIFICATION: WEIGHT DIMENSION DATA 105711R1 (31007)	HA	EA	1	*	*	*	*	201	3
PAOZZ	2590-678-8325	PLATE, IDENTIFICATION: WEIGHT DIMENSION DATA 7066007 (19207)	EB	EA	1	*	*	*	*	201	3
PAOZZ	2590-678-8327	PLATE, IDENTIFICATION: WEIGHT DIMENSION DATA 7066004 (19207)	GB	EA	1	*	*	*	*	201	3
PAOZZ	2590-678-8328	PLATE, IDENTIFICATION: WEIGHT DIMENSION DATA 7066003 (19207)	FB	EA	1	*	*	*	*	201	3
PAOZZ	2590-678-8329	PLATE, IDENTIFICATION: WEIGHT DIMENSION DATA 7066002 (19207)	CB	EA	1	*	*	*	*	201	3
PAOZZ	2590-678-8330	PLATE, IDENTIFICATION: WEIGHT DIMENSION DATA 7066001 (19207)	BG, BF	EA	1	*	*	*	*	201	3
PAOZZ	2590-678-8331	PLATE, IDENTIFICATION: WEIGHT DIMENSION DATA 7066000 (19207)	BA	EA	1	*	*	*	*	201	3
PAOZZ	2590-678-8336	PLATE, IDENTIFICATION: WEIGHT DIMENSION DATA 70-1024-6 (78880)	IA	EA	1	*	*	*	*	201	3
PAOZZ	2590-849-4931	PLATE, IDENTIFICATION: WEIGHT DIMENSION DATA 105708-21 (31007)	FA	EA	1	*	*	*	*	201	3
PAOZZ	9905-491-6845	PLATE, IDENTIFICATION: WEIGHT DIMENSION DATA 11593229 (19207)	CF	EA	1	*	*	*	*	201	3
PAOZZ	9905-498-2423	PLATE, IDENTIFICATION: WEIGHT DIMENSION DATA 11593227 (19207)	CE	EA	1	*	*	*	*	201	3
PAOZZ	2590-639-8597	PLATE, IDENTIFICATION: 8724357 (19207)	A	EA	1	*	*	*	*	201	3
		NONILLUSTRATED									
PAOZZ	2590-912-1861	PLATE, IDENTIFICATION: 10938216 (19207)	A	EA	1	*	*	*	*	201	3
PAOZZ	2590-912-3106	PLATE, IDENTIFICATION: 10938230 (19207)	A	EA	1	*	*	*	*	201	3
PAOZZ	2590-951-7547	PLATE, IDENTIFICATION: 10931936 (19207)	IA, IB	EA	1	*	*	*	*	201	3

(1) SMR Code	(2) Federal Stock Number	(3) Description  Reference number & mfg. code	(4) Unit of Meas.	(5) Qty Inc In Unit	(6) 15-day Maintenance allow	(7) organizational alw Illustration	(a) Figure No.	(b) Item No.			
			Usable on code	(a) 1-5	(b) 6-20	(c) 21-50	(d) 51-100				
2210-DATA PLATES AND INSTRUCTION HOLDERS-CONTINUED											
PAOZZ	2520-951-7548	PLATE, IDENTIFICATION: 10931937 (19207)	IC, ID	EA	1	*	*	*	*	201	3
PAOZZ	2590-088-4924	PLATE, IDENTIFICATION: 10931931 (19207)	IC	EA	1	*	*	*	*	201	3
PAOZZ	2590-088-4925	PLATE, IDENTIFICATION: 10931930 (19207)	ID	EA	1	*	*	*	*	201	3
PAOZZ	2590-088-4926	PLATE, IDENTIFICATION: 10931928 (19207)	IA	EA	1	*	*	*	*	201	3
PAOZZ	2590-088-4927	PLATE, IDENTIFICATION: 10931927 (19207)	IB	EA	1	*	*	*	*	201	3
PAOZZ	2590-630-5480	PLATE, INSTRUCTION: SERVICE PUBLICATION DATA 10883426-3 (19207)	DA, EA, EC	EA	1	*	*	*	*	201	4
PAOZZ	9905-678-8312	PLATE, INSTRUCTION: SERVICE PUBLICATION DATA 8735867 (19207)	EB	EA	1	*	*	*	*	201	4
PAOZZ	9905-678-8313	PLATE, INSTRUCTION: SERVICE PUBLICATION DATA 8735865 (19207)	BE, IA	EA	1	*	*	*	*	201	4
PAOZZ	2590-678-8314	PLATE, INSTRUCTION: SERVICE PUBLICATION DATA 8735864 (19207)	HA	EA	1	*	*	*	*	201	4
PAOZZ	2590-678-8316	PLATE, INSTRUCTION: SERVICE PUBLICATION DATA 8735862 (19207)	BA	EA	1	*	*	*	*	201	4
PAOZZ	2590-740-9709	PLATE, IDENTIFICATION: SERVICE PUBLICATION DATA 7409709 (19207)	CA, CB, FA, FB	EA	1	*	*	*	*	201	4
PAOZZ	2590-608-2267	PLATE, IDENTIFICATION: 8741701 (19207)	MA	EA	1	*	*	*	*	201	4
PAOZZ	2590-740-9710	PLATE, INSTRUCTION: SERVICE PUBLICATION DATA 7409410 (19207)	DA, DB	EA	1	*	*	*	*	201	4
PAOZZ	5305-855-0961	SCREW: MS24629-35 (96906)	A	EA	56	*	*	*	*	201	5
PAOZZ	2590-594-5916	PLATE, IDENTIFICATION: RESPONSIBLE AGENCY 8735846 (19207)	BF, BG, FA, FB	EA	1	*	*	*	*	201	6
PAOZZ	2590-740-9717	PLATE, IDENTIFICATION: RESPONSIBLE AGENCY 7409717 (19207)		EA	1	*	*	*	*	201	6
PAOZZ	2590-858-5681	PLATE, INSTRUCTION: ENGINE OVERHAUL 10929991 (19207)	A	EA	1	*	*	*	*	201	6
PAOZZ	2590-831-6271	PLATE, INSTRUCTION: VEHICLE OVERHAUL 7996977 (19207)	A	EA	1	*	*	*	*	201	6
PAOZZ	2590-607-3524	PLATE, INSTRUCTION: DEEP WATER FORD 7037055 (19207)	HA	EA	1	*	*	*	*	201	7

(1) SMR Code	(2) Federal Stock Number	(3) Description	(4) Unit of Meas.	(5) Qty In Unit	(6) 15-day Maintenance alw	(7) organizational Illustration	(a) Figure No.	(b) Item No.		
Reference number & mfg. code			Usable on code	(a)	(b)	(c)	(d)			
				1-5	6-20	21-50	51-100			
2210-DATA PLATES AND INSTRUCTION HOLDERS-CONTINUED										
PAOZZ	2590-633-9848	PLATE, INSTRUCTION: WARNING, LOW AIR PRESSURE, USED ON VEHICLE WITHOUT WINCH 7409719 (19207)	A	EA	1	*	*	*	201	8
PAOZZ	2590-740-9707	PLATE, INSTRUCTION: WARNING LOW AIR PRESSURE, POWER TAKEOFF AND WINCH OPERATION USED ON VEHICLES WITH WINCH 7409707 (19207)	AD	EA	1	*	*	*	201	8
PAOZZ	2590-973-0705	PLATE, INSTRUCTION: WARNING DATA 10931804 (19207)	A	EA	1	*	*	*	201	9
PAOZZ	2590-740-9705	PLATE, IDENTIFICATION: ENGINE BLOCK 7409705 (19207)	AA	EA	1	*	*	*	202	1
PAOZZ	5315-042-5913	RIVET: PLATE 425913 (21450) NONILLUSTRATED	AA	EA	4	*	*	*	202	2
PAOZZ	2590-753-8793	PLATE, IDENTIFICATION: CAUTION, WINCH FRONT 7538793 (19207)	AD	EA	1	*	*	*		
PAOZZ	2590-753-8794	PLATE, IDENTIFICATION: NAME, POWER-TAKE-OFF CASE USED ON VEHICLES WITH WINCH 7538794 (19207)	AD	EA	1	*	*	*		
PAOZZ	2590-774-4284	PLATE, INSTRUCTION: EMERGENCY AIR LINE 7744284 (19207)	A	EA	1	*	*	*		
PAOZZ	7690-851-0172	DECAL, BATTERY: GENERATORS 7368516 (19207)	A	EA	1	*	*	*		
PAOZZ	7690-912-3504	DECAL BATTERY: USED WITH ALTERATORS 10944793 (19207)	A	EA	1	*	*	*		
PAOZZ	1560-065-7229	BASE PLATE ASSEMBLY S619-61022-1 (78286)	A	EA	1	*	*	*		
PAOZZ	2540-318-0114	PLATE, INSTRUCTION: POWER PLANT HEATER 7531701 (19207)	A	EA	1	*	*	*		
PAOZZ	2540-740-9718	PLATE, NAME: TRANSMISSION 7409718 (19207)	A	EA	1	*	*	*		
PAOZZ	2590-607-3523	PLATE, INSTRUCTION: BOOM JACK 7037054 (19207)	HA	EA	1	*	*	*		
PAOZZ	2590-903-4809	PLATE, INSTRUCTION: INSTRUMENT PANEL 7409990 (19207)	A	EA	1	*	*	*		
PAOZZ	2590-858-5683	PLATE, INSTRUCTION: SECONDARY ITEM OVERHAUL 10930015 (19207)	A	EA	1	*	*	*		
PAOZZ	2590-740-9708	PLATE, INSTRUCTION: POWER TAKE-OFF SHIFTING LEVER USED ON VEHICLES WITH WINCH 7409708 (19207)	AD	EA	1	*	*	*		

(1) SMR Code	(2) Federal Stock Number	(3) Description	(4) Unit of Meas.	(5) Qty In Unit	(6) 15-day Maintenance alw	(7) organizational Illustration	(a) Figure No.	(b) Item No.
Reference number & mfg. code			Usable on code	(a)	(b)	(c)	(d)	
				1-5	6-20	21-50	51-100	
2210-DATA PLATES AND INSTRUCTION HOLDERS-CONTINUED NONILLUSTRATED-CONTINUED								
PAOZZ	2590-740-9721	PLATE, INSTRUCTION: SERVICE AIR LINE 7409721 (19207)	A	EA	1	*	*	*
PAOZZ	2590-740-9868	PLATE, IDENTIFICATION: TRACTOR, USED ON VEHICLE WITH WINCH 7409868 (19207)	EB, IA	EA	1	*	*	*
PAOZZ	2590-740-9869	PLATE, IDENTIFICATION: TRACTOR USED ON VEHICLE WITHOUT WINCH 7409869 (19207)	EA, EC	EA	1	*	*	*
NONILLUSTRATED								
PAOZZ	2590-060-7229	PLATE, INSTRUCTION: ANTI-DIESELING CONTROL CABLE 10883397 (19207)	A	EA	1	*	*	*
PAOZZ	2590-831-6273	PLATE, INSTRUCTION: SECONDARY ITEM OVERHAUL ENGINE ACCESSORY 7996979 (19207)	A	EA	1	*	*	*
PAOZZ	2590-262-9929	PLATE, INSTRUCTION: CAUTION WINCH 8344235 (19207)	HA	EA	1	*	*	*
PAOZZ	2590-607-3522	PLATE, INSTRUCTION: LUBRICATION, CRANE 7037056 (19207)	HA	EA	1	*	*	*
PAOZZ	5305-253-5618	SCREW, DRIVE: IDENTIFICATION PLATE FRONT WINCH 145373 (21450)	AD	EA	8	*	*	*
PAOZZ	5305-253-5612	SCREW, DRIVE: NAME PLATE TO TRANSMISSION (4), POWER TAKE-OFF CASE NAMEPLATE (2) MS21318-15 (96906)	AD	EA	6	*	*	*
GROUP 33 - SPECIAL PURPOSE KITS								
3303 - WINTERIZATION KITS								
PAOFF	2910-735-4014	PUMP, FUEL: PERSONNEL HEATER 24V (NEGATIVE GROUND ONLY) 8376299 (19207)	AA, AC	EA	1	*	*	*
PAOZZ	2540-570-1469	WINTERIZATION KIT: POWER PLANT HEATER COVER 5701469 (19207)	AA, AC	EA	1	*	*	*
PAOZZ	2540-735-5719	COVER ASSEMBLY, ENGINE: 7355719 (19207)		EA	1	*	*	*
MOOZZ		TUBE, COPPER: TEE TO LEFT HEATER (110 INCHES LONG) FABRICATED FROM:	CE, CF CG	EA	1			205
PAOZZ	4710-277-5525	TUBE, COPPER: SEAMLESS 8689206 (19207)		FT	V	*	*	*
PAOZZ	4730-011-6452	NUT, TUBE COUPLING: MS39166-3 (19606)	CE, CF, CG	EA	2	*	*	*

(1) SMR Code	(2) Federal Stock Number	(3) Description  Reference number & mfg. code	(4) Usable on code	(5) Unit of Meas. In Unit	(6) Qty 15-day Maintenance alw	(7) organizational Illustration  (a) (b) (c) (d) Figure No.	(b) Item No.
		3303-WINTERIZATION KITS-CONTINUED					
MOOZZ		TUBE,COPPER:HEATER OVERFLOW LEFT (79 INCHES LONG)	CE,CF,CG	EA	1	205	3
		FABRICATE FROM:					
PAOZZ	4710-277-5525	TUBE,COPPER:SEAMLESS 8789206 (19207)		FT	V * * * *	205	3
		COCK: 592790 (21450)	CE,CF,CG	EA	1 * * * *	205	4
MOOZZ		TUBE,COPPER:TEE TO HEATER (37 INCHES LONG)	CE,CF,CG	EA	1	205	5
		FABRICATE FROM:					
PAOZZ	4710-277-5525	TUBE,COPPER:SEAMLESS,SOFT 1/4 OD, 0.035 WALL 8689206 (19207)		FT	V * * * *	205	5
		TEE,TUBE: MS39198-3 (96906)	CE,CF,CG	EA	1 * * * *	205	6
MOOZZ		TUBE,COPPER:FUEL PUMP TO TEE (59 INCHES LONG)	CE,CF,CG	EA	1	205	7
		FABRICATE FROM:					
PAOZZ	4710-277-5525	TUBE,COPPER:SEAMLESS 8689206 (19207)		FT	V * * * *	205	7
PAOZZ	4730-278-4496	ELBOW,PIPE TO TUBE: MS39202-3 (96906)	CE,CF,CG	EA	1 * * * *	205	8
PAOZZ	4730-640-1051	ELBOW 137422	CE,CF,CG	EA	1 * * * *	205	9
PAOZZ	5340-190-6783	STRAP,RETAINING: MS35140-4 (96906)	CE,CF,CG	EA	4 * * * *	205	10
PAOZZ	5305-854-6689	SCREW,TAPPING,THREAD FORMING: MS24617-33 (96906)	CE,CF,CG	EA	10 * * * *	205	11
PAOZZ	4720-482-8956	HOSE ASSEMBLY,RUBBER:FUEL TANK TO FUEL PUMP 7539107-2 (19207)	CE,CF,CG	EA	1 * * * *	205	12
PAOZZ	4730-288-9953	ADAPTER,STRAIGHT PIPE TO TUBE:FUEL TANK 187343 (21450)	CE,CF,CG	EA	1 * * * *	205	13
PAOZZ	5340-901-8132	CLAMP,LOOP: MS21334-26 (96906)	CE,CF,CG	EA	3 * * * *	205	14
MOOZZ		TUBE,COPPER:RIGHT HEATER OVERFLOW (75 INCHES LONG)	CE,CF,CG	EA	1	205	15
		FABRICATE FROM:					
PAOZZ	4710-277-5525	TUBE,COPPER:SEAMLESS 8689206 (19207)		FT	V * * * *	205	15
		CLAMP,LOOP: MS21333-76 (96906)	CE,CF,CG	EA	3 * * * *	205	16
PAOZZ	5340-724-7038	FILTER,FLUID PRESSURE: MS51085-1 (96906)	A	EA	1 * * * *	206	1

(1) SMR Code	(2) Federal Stock Number	(3) Description  Reference number & mfg. code	(4) Unit of Meas.	(5) Qty In Unit	(6) 15-day Maintenance allow	(7) organizational alw Illustration	(a) Figure No.	(b) Item No.
					(a) (b) (c) (d)			
					Usable on code	1-5 6-20 21-50 51-100		
PAOZZ	2910-203-3322	3303-WINTERIZATION KITS-CONTINUED FILTER ELEMENT:FLUID PRESSURE 83278647 (19207)	A	EA	1	* * * *	206	2
PAOZZ	5330-265-1089	PACKING,PREFORMED:FUEL FILTER BOWL MS29513-125 (96906)	A	EA	1	* * * *	206	3
PAOZZ	5930-296-6318	NONILLUSTRATED SWITCH,TOGGLE:EMERGENCY MS39061-1 (96906)		EA	1	* * * *		
PAOZZ	2940-740-8773	NONILLUSTRATED KIT,EVAPORATOR,ALCOHOL 7408773 (19207)		EA	1	* * * *		
PAOZZ	2540-770-0242	PACKING,PREFORMED: 7700242 (19207)		EA	1	* * * *		
PAOZZ	2540-953-0110	BOX ASSEMBLY,CONTROL: 10885798 (19207)		EA	1	* * * *		
PAOZZ	2590-695-5164	IGNITER ASSEMBLY:PERSONNEL HEATER 7520367 (19207)		EA	1	* * * *		
PAOZZ	2990-374-8308	NONILLUSTRATED IGNITER ASSEMBLY: 7390869 (19207)		EA	1	* * * *		
PAOZZ	5330-297-7581	GASKET:IGNITER,ENGINE HEATER 7375815 (19207)	AA,AC	EA	1	* * * *		
PAOZZ	5930-615-7897	SWITCH,TOGGLE:(IN CONTROL BOX) (MULTIFUEL) MS35059-31 (96906)	AB	EA	1	* * * *		
PAOZZ	5930-665-1520	SWITCH,TOGGLE:(IN CONTROL BOX) (MULTIFUEL) MS35058-28 (96906)	AB	EA	1	* * * *		
PAOZZ	6240-155-8714	LAMP,INCANDESCENT:CONTROL BOX INDICATOR LIGHT (MULTIFUEL) MS35231-313 (96906)	AB	EA	1	* * * *		
PAOZZ	6680-882-0966	GROUP 47-GAGES (NON ELECTRICAL) 4701-INSTRUMENTS (SPEED AND DISTANCE) SHAFT ASSEMBLY, FLEXIBLE: 55 INCHES LONG, TACHOMETER DRIVE (WITH CASING AND CORE) MS51071-4 (96906)	A	EA	1	* * * *	207	1
PAOZZ	5305-068-0500	SCREW,CAP,HEXAGON HEAD:1/4-2UNC-2A X 1/2 IN., CLAMP PLATE MS90725-3 (96906)	A	EA	1	* * * *	207	2
XBOZZ		PLATE:CLAMP MOUNTING 10883224 (19207)	A	EA	1		207	3

(1) SMR Code	(2) Federal Stock Number	(3) Description  Reference number & mfg. code	(4) Unit of Meas.	(5) Qty In Unit	(6) 15-day Maintenance allow	(7) organizational alw Illustration	(a) Figure No.	(b) Item No.
			Usable on code	(a) 1-5	(b) 6-20	(c) 21-50	(d) 51-100	
4701-INSTRUMENTS (SPEED AND DISTANCE) -CONTINUED								
PAOZZ	5340-282-7537	CLAMP,LOOP:TACHOMETER SHAFT MS21333-41 (96906)	A	EA	1	* * * *	207	4
PAOZZ	5325-174-9030	GROMMET:TACHOMETER AND SPEEDOMETER SHAFT MS35489-20 (96906)	A	EA	2	* * * *	207	5
PAOZZ	6680-882-0960	CORE,FLEXIBLE SHAFT:56-5/32 INCHES LONG, TACHOMETER MS51072-4 (96906)	A	EA	1	* * * *	207	6
PAOZZ	6680-753-9689	GASKET:SPEEDOMETER END 1568362 (21417)	A	EA	1	* * * *	207	7
PAOZZ	6680-825-2076	TACHOMETER,MECHANICAL:INSTRUMENT CLUSTER MS35916-2 (96906)	A	EA	1	* * * *	207	8
PAOZZ	6680-933-3599	SPEEDOMETRE,MECHANICAL: MS39021-2 (96906)	A	EA	1	* * * *	207	9
PAOZZ	5305-269-2803	SCREW,CAP,HEXAGON HEAD:3/8-24UNF-2A X 1 IN. SPEEDOMETER SHAFT CLAMP MS90726-60 (96906)	A	EA	1	* * * *	207	10
PAOZZ	6680-740-9701	SHAFT ASSEMBLY,FLEXIBLE:SPEEDOMETER DRIVE(WITH CASING AND CORE) 7409701 (19207)	A	EA	1	* * * *	207	11
PAOZZ	6680-528-8736	CORE,FLEXIBLE SHAFT: 1581430 (24617)	A	EA	1	* * * *	207	12
PAOZZ	5310-753-9688	WASHER,NON-METALLIC:ADAPTER END 1568220 (24617)	A	EA	1	* * * *	207	13
PAOZZ	2520-715-3866	ADAPTER ASSEMBLY,ANGLE DRIVE:SPEEDOMETER SHAFT 8331043 (19207)	CA,CB,BE IA	EA	1	* * * *	207	14
PAOZZ	2520-740-9623	ADAPTER ASSEMBLY:SPEEDOMETER SHAFT (USE WITH 1100 X 20 TIRES) 99673R91, (31007)	BG,BG,DA,DB, EA,EB,EC,FA, FB,RA,ZA,HA, BD,IA,IB,IC, ID FJ	EA	1	* * * *	207	14
PAOZZ	2520-740-9624	ADAPTER ASSEMBLY:SPEEDOMETER SHAFT 99674R91 (31007)	JA,EF	EA	1	* * * *	207	14
PAOZZ	2520-692-6185	ADAPTER ASSEMBLY:SPEEDOMETER SHAFT (DRIVE RATIO 26 TO 1) 649AH10-26-1 (31007)	LA,MA	EA	1	* * * *	207	14
PAOZZ	2520-706-5891	SHAFT,ANGLE DRIVE ADAPTER: 7065891 (19207)	A	EA	1	* * * *	207	15
PAOZZ	2520-706-5892	SLEEVE ASSEMBLY,ANGLE DRIVE:(WITH BEARING) 7065892 (19207)	A	EA	1	* * * *	207	16

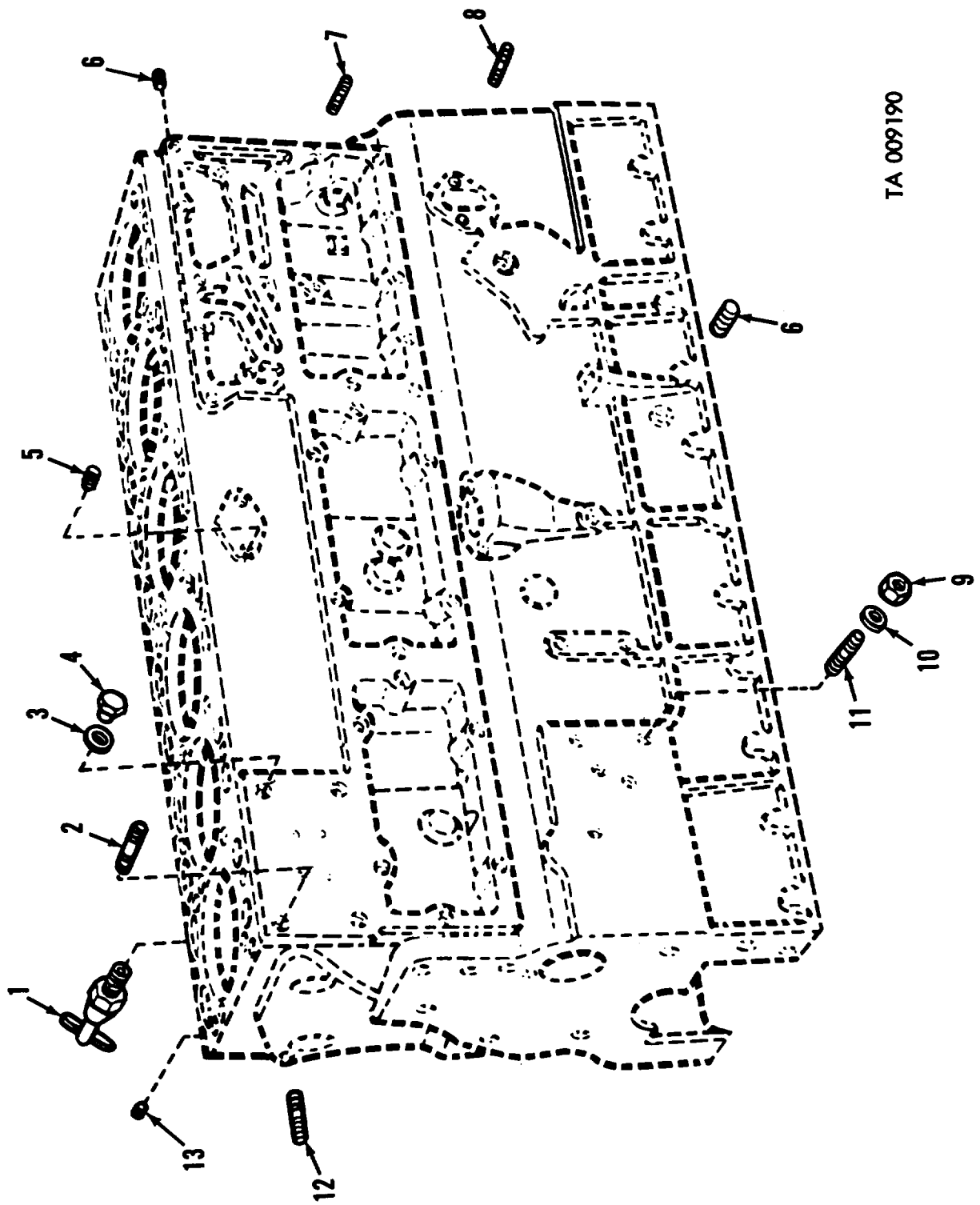


(1) SMR Code	(2) Federal Stock Number	(3) Description	(4) Unit of Meas.	(5) Qty In Unit	(6) 15-day Maintenance allow	(7) organizational alw Illustration	(a) Figure No.	(b) Item No.			
Reference number & mfg. code			Usable on code	(a) 1-5	(b) 6-20	(c) 21-50	(d) 51-100				
4701-INSTRUMENTS (SPEED AND DISTANCE) -CONTINUED)											
PAOZZ	5310-950-0039	NUT,SELF-LOCKING:SPEEDOMETER SHAFT CLAMP MS21044N6 (96906)	A	EA	3	*	*	*	*	207	17
PAOZZ	5340-282-7509	CLAMP,LOOP:SPEEDOMETER SHAFT MS21333-62 (96906)	A	EA	4	*	*	*	*	207	18
PAOZZ	5305-269-2801	SCREW,CAP,HEXAGON HEAD:3/8-24UNF-2A X 3/4 IN. SPEEDOMETER SHAFT CLAMP MS90726-58 (96906)	A	EA	2	*	*	*	*	207	19
PAOZZ	5305-068-0502	SCREW,CAP,HEXAGON HEAD:1/4-20UNC-2A X 3/4 IN. SHAFT CLAMP MS90725-6 (96906)	A	EA	1	*	*	*	*	207	20
PAOZZ	5310-809-4058	WASHER,FLAT:.281 ID. SPEEDOMETER CABLE CLAMP MS27183-10 (96906)	A	EA	1	*	*	*	*	207	21
PAOZZ	5310-959-7600	NUT,SELF-LOCKING:SPEEDOMETER AND TACHOMETER SHAFT CLAMP MS51922-5 (96906)	A	EA	2	*	*	*	*	207	22
PAOZZ	5330-199-5882	GASKET:GEAR COVER TO TACHOMETER DRIVE ADAPTER MS35769-26 (96906)	AB	EA	1	*	*	*	*	208	1
PAOZZ	6620-084-7621	ADAPTER,TACHOMETER: TAKE-OFF 10912497 (19207)	AB	EA	1	*	*	*	*	208	2
PAOZZ	2815-995-1811	ADAPTER ASSEMBLY:TACHOMETER DRIVE,RIGHT ANGLE 11610078 (19207)	AB	EA	1	*	*	*	*	208	3



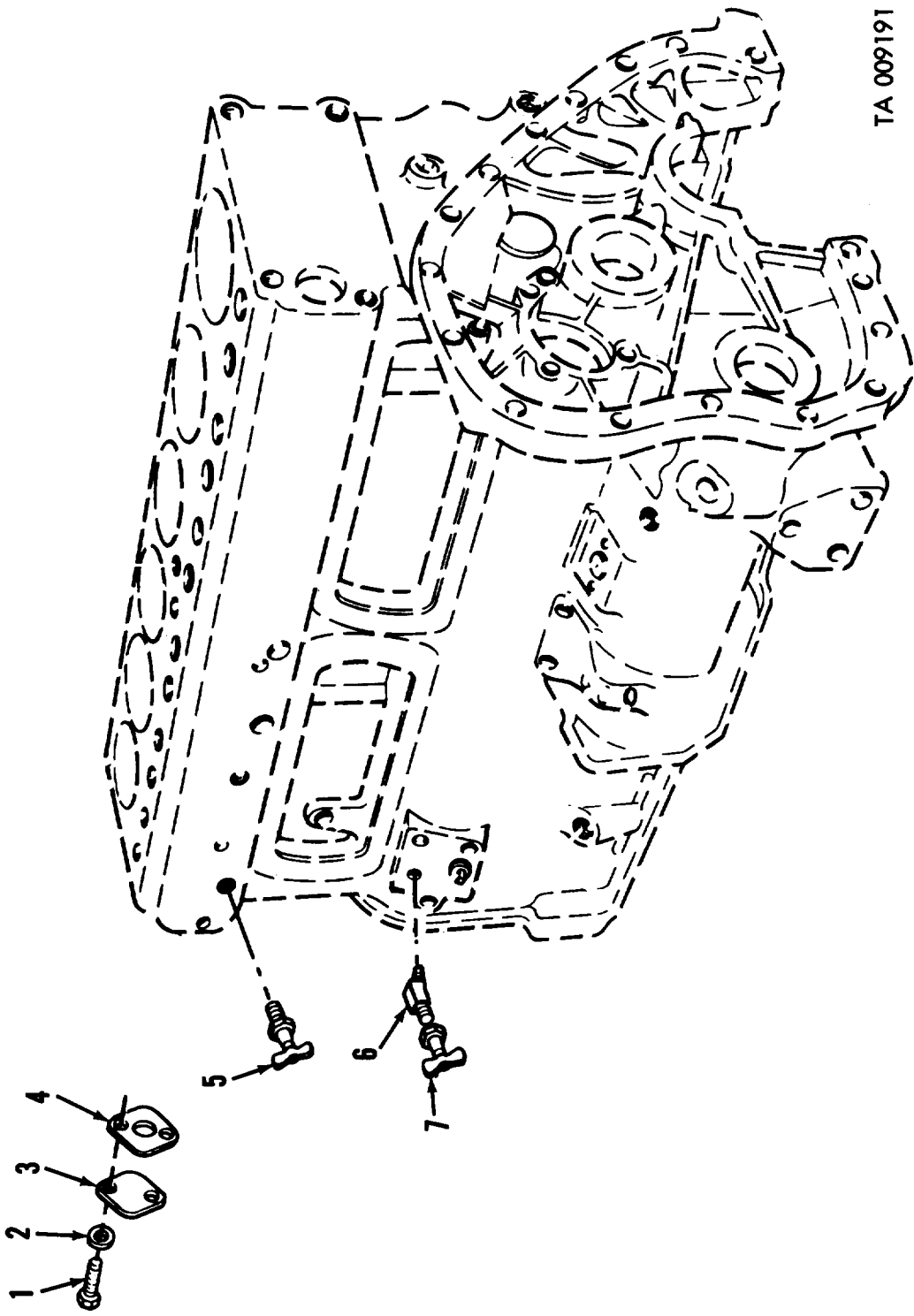
(1) SMR Code	(2) Federal Stock Number	(3) Description	(4) Unit of Meas.	(5) Qty Inc In Unit	(6) 15-day Maintenance allow	(7) organizational Illustration	(a) Figure No.	(b) Item No.		
Reference number & mfg. code			Usable on code	(a)	(b)	(c)	(d)			
				1-5	6-20	21-50	51-100			
GROUP 26-TOOL AND TEST EQUIPMENT										
2604-SPECIAL TOOLS										
PEOZZ	4910-627-7043	TEST SET,POWER STEERING:CHECKING OIL PRESSURE POWER STEERING 7010267 (19207)	AA	EA	1	1	1	1	209	1
PEOZZ	5120-070-7809	WRENCH,PULLEY ADJUSTING:AIR COMPRESSOR 10935288 (19207)	AB	EA	1	1	1	1	209	2
PEOZZ	5120-133-9863	WRENCH,SPANNER:ENGINE BARRING 11600900 (19207)	AB	EA	1	1	1	1	209	3
PEOZZ	5120-134-7459	CROWFOOT ATTACHMENT:SOCKET WRENCH,FUEL IN- JECTION TUBE NUT TO PUMP 11642001 (19207)	AB	EA	1	1	1	1	209	4
PEOZZ	5120-303-1195	ADAPTER,PULLER:(USED WITH PULLER,FSN 5120-422- 8570) 8708638 (19207)	AA	EA	1	1	1	1	209	5
PEOZZ	5120-316-9215	WRENCH,SOCKET:SINGLE SOCKET,T-TYPE,ENGINE OIL FILTER 7950566 (19207)	AA	EA	1	1	1	1	209	6
PEOZZ	5120-378-3139	WRENCH,SOCKET:DOUBLE SOCKET,T-TYPE,WHEEL BEARING NUT 7076968 (19207)	A	EA	1	1	1	1	209	7
PEOZZ	5120-390-7779	WRENCH,SPLIT SOCKET:AIR COMPRESSOR BELT TENSION ADJUSTING 8390170 (19207)	AA	EA	1	1	1	1	209	8
PAOZZ	5120-473-6511	WRENCH,CYLINDER HEAD BOLT:3/4 HEX BY 1/2 SQ. DRIVE, 1/2 INCH OFFSET 7078072 (19207)	AA	EA	1	1	1	1	209	9
PAOZZ	5120-473-6512	WRENCH,CYLINDER HEAD BOLT:3/4 HEX BY1/2 SQUARE DRIVE, 1 1/2 INCH OFFSET 782085 (80244)	AA	EA	1	*	*	*	209	9





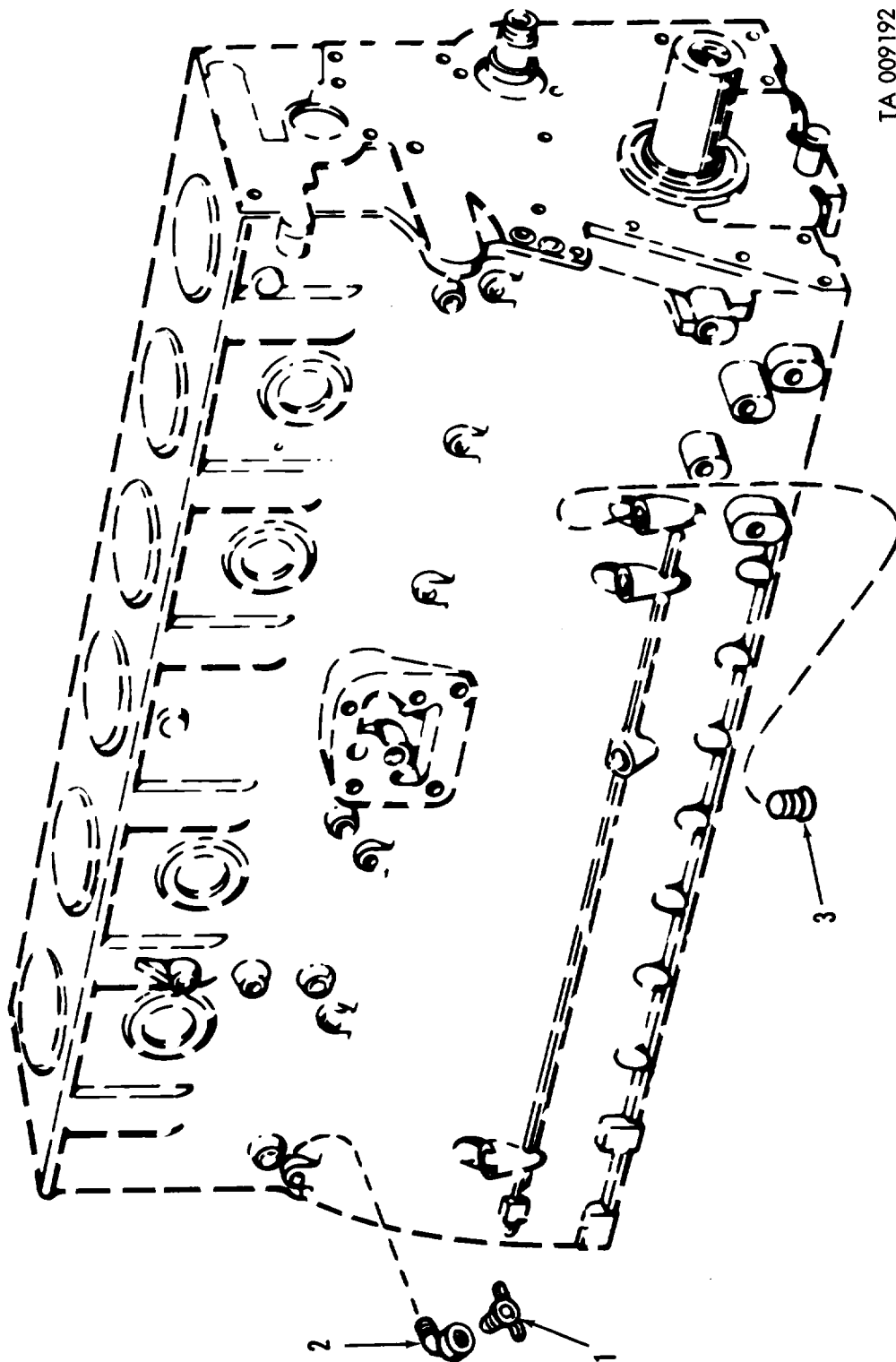
TA 009190

Figure 1. Engine crankcase fittings (gasoline).



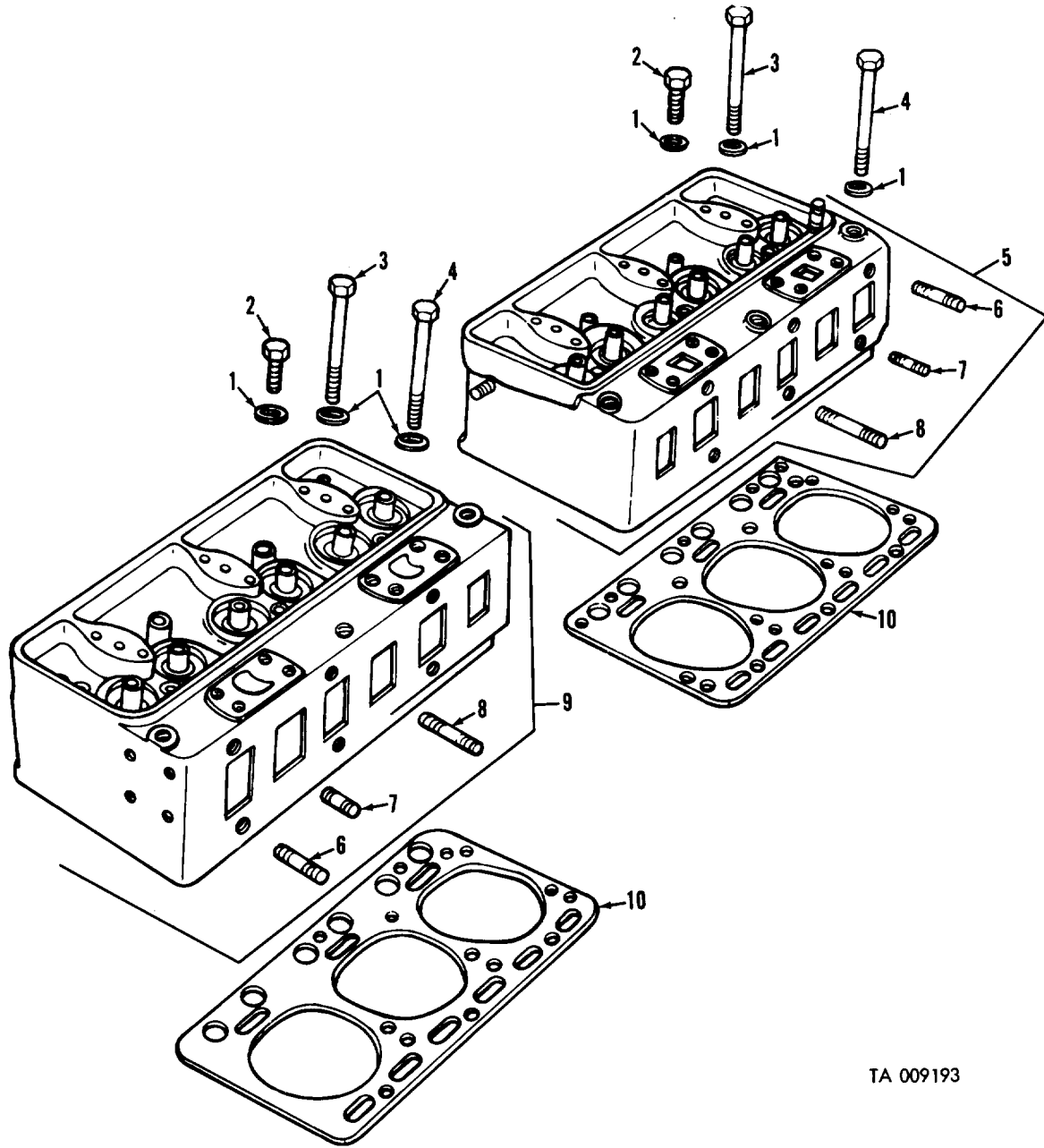
TA 009191

Figure 2. Drain cocks (diesel).



TA 009192

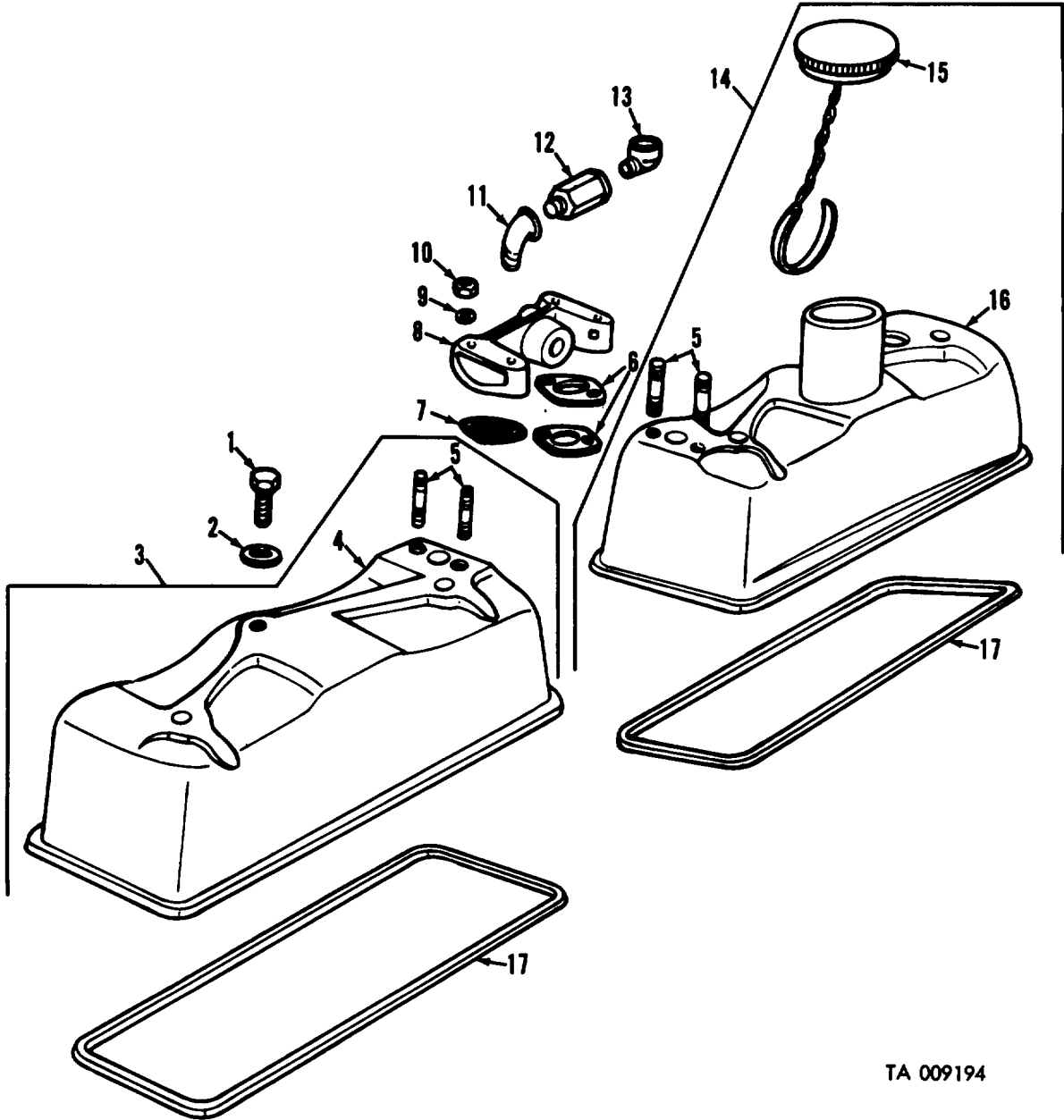
Figure 3. Drain cock, elbow and plug—multifuel.



TA 009193

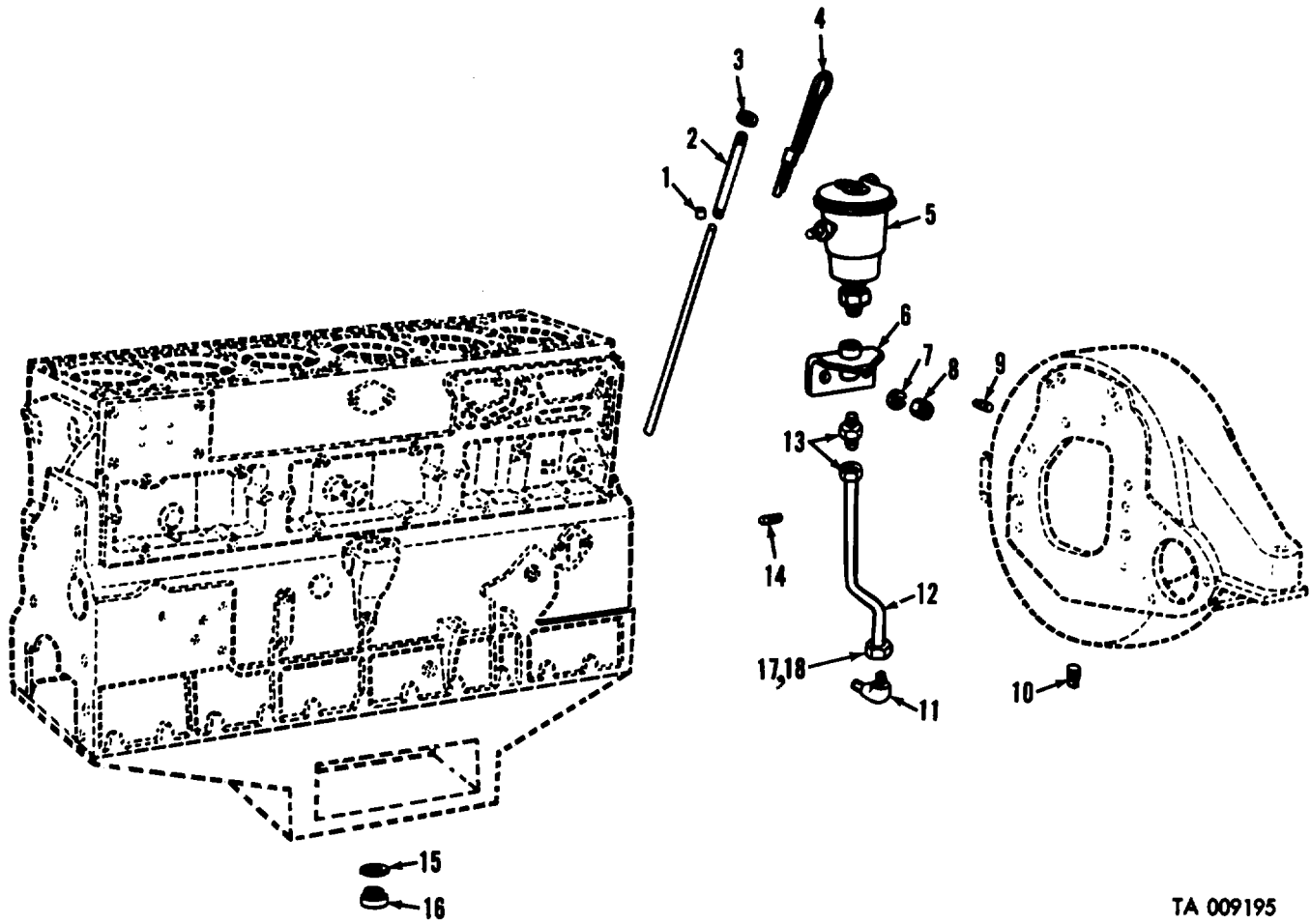
*Figure 4. Cylinder head assembly (gasoline).*





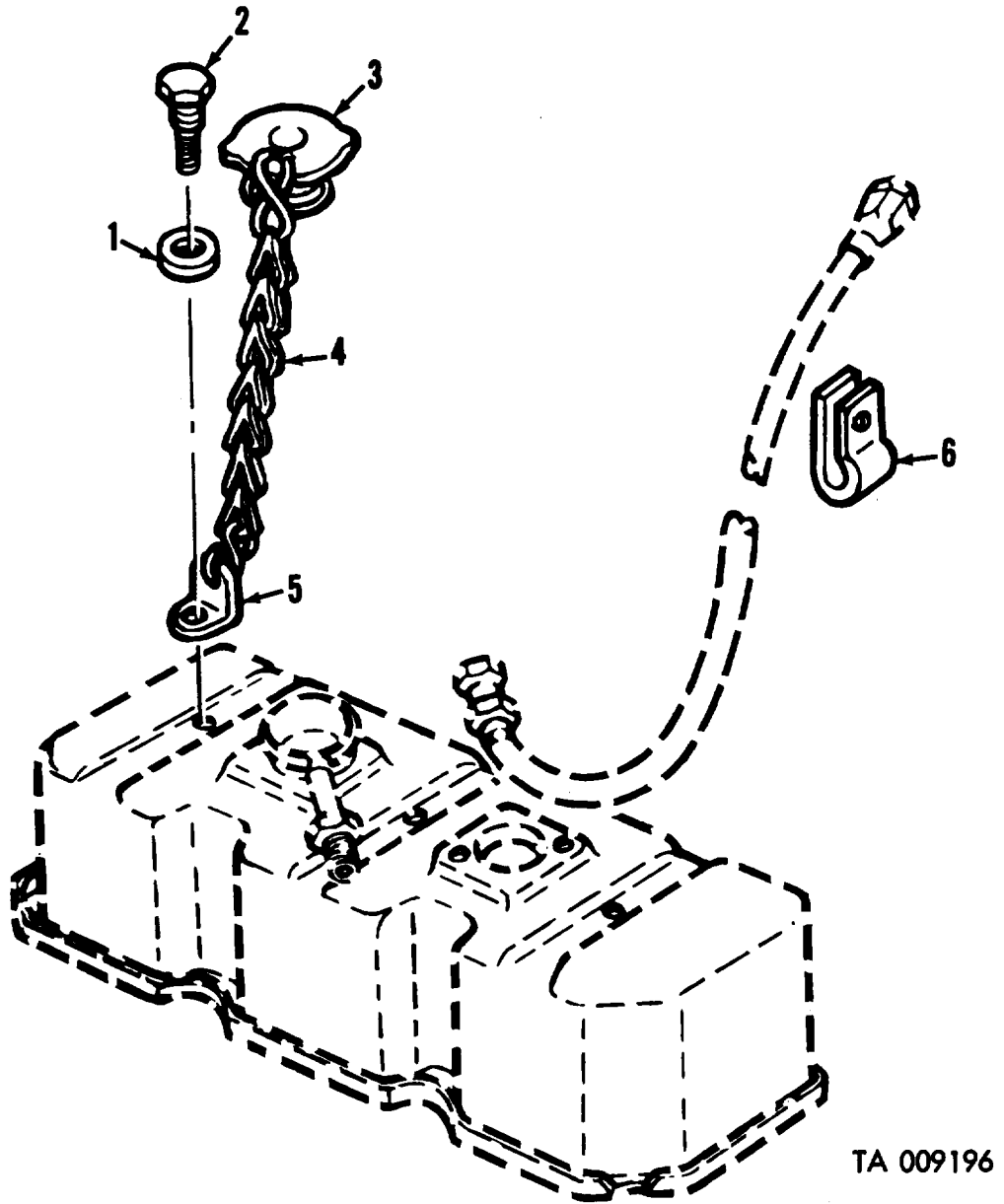
TA 009194

Figure 5. Cylinder head covers and gaskets (gasoline).



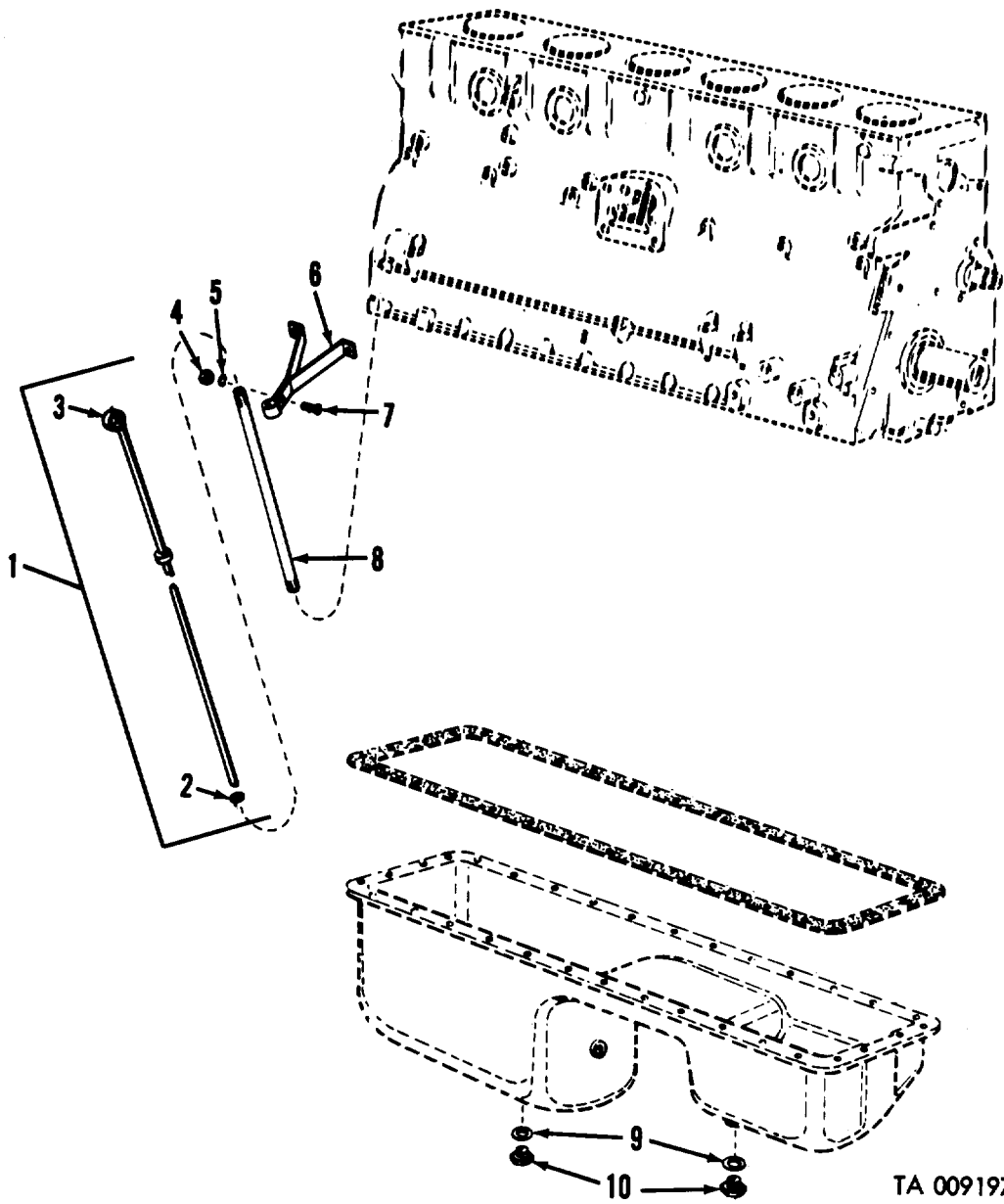
TA 009195

Figure 6. Breather w / oil filler assembly and oil level gage (gasoline).



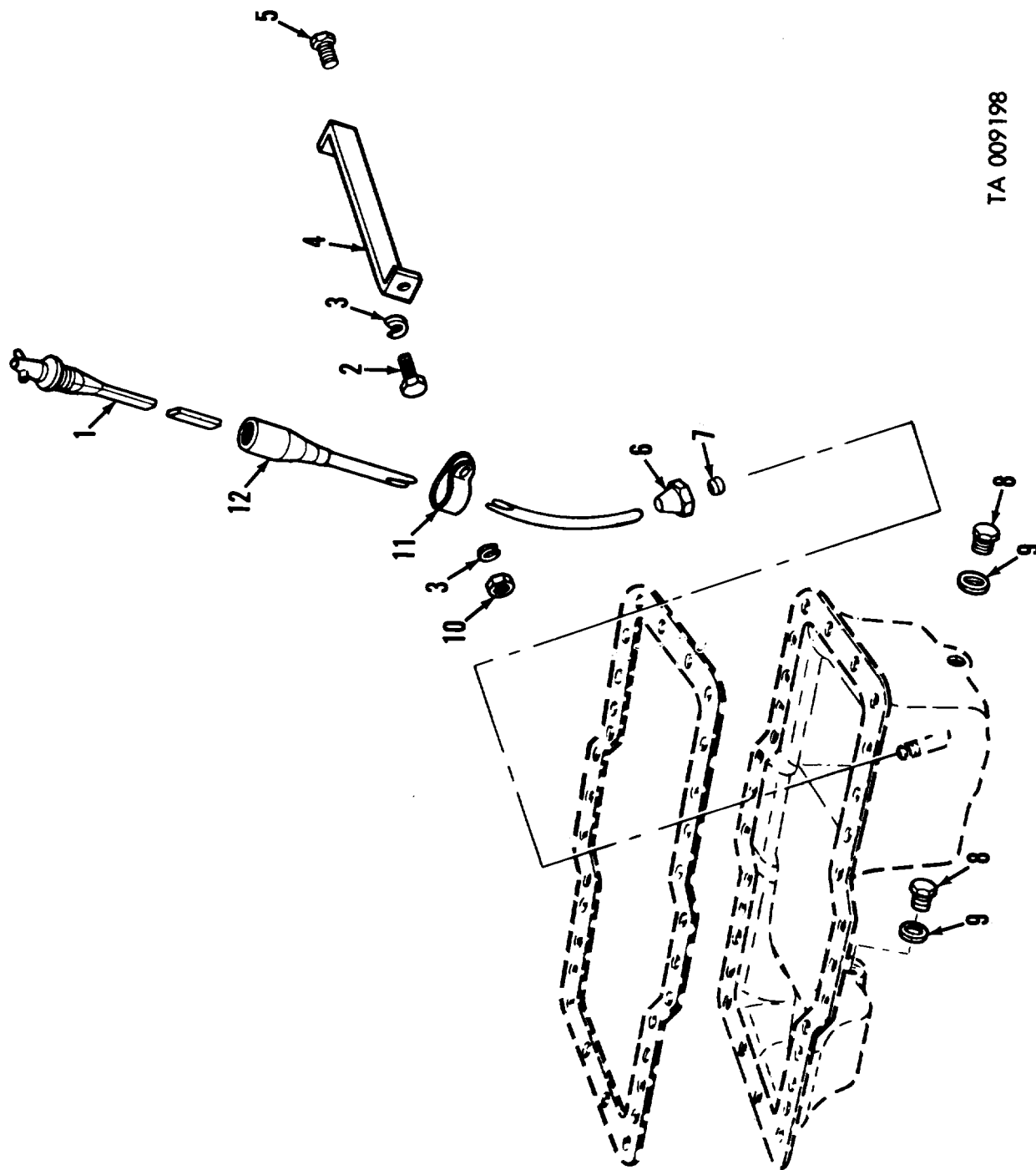
TA 009196

Figure 7. Coovers, attaching parts (diesel).



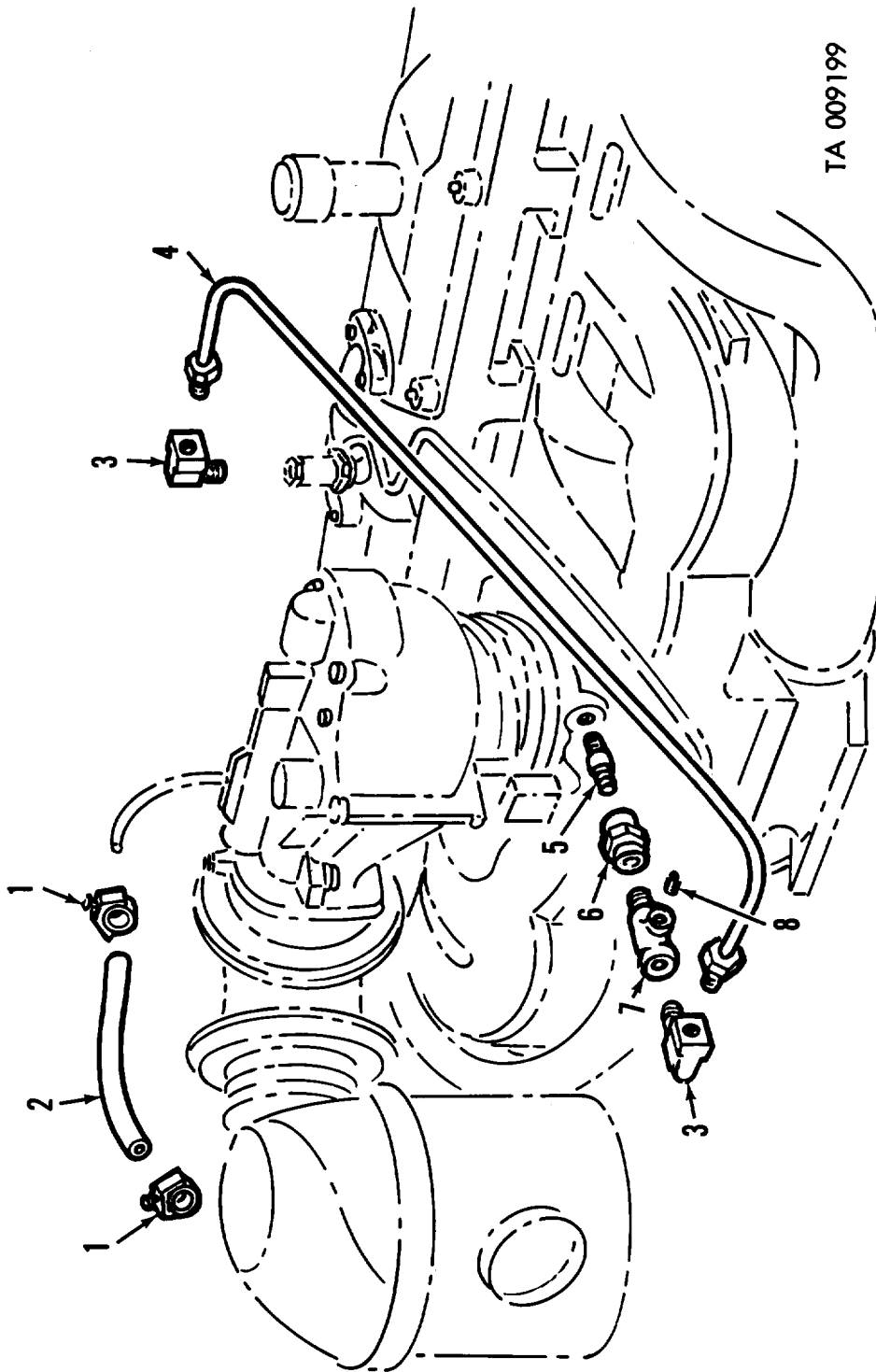
TA 009197

Figure 8. Oil level gage, drain, plugs and related parts—multifuel.



TA 009198

Figure 9. Oil level indicator and drain plugs—diesel.



TA 009199

Figure 10. Engine breather and fuel lines (gasoline).

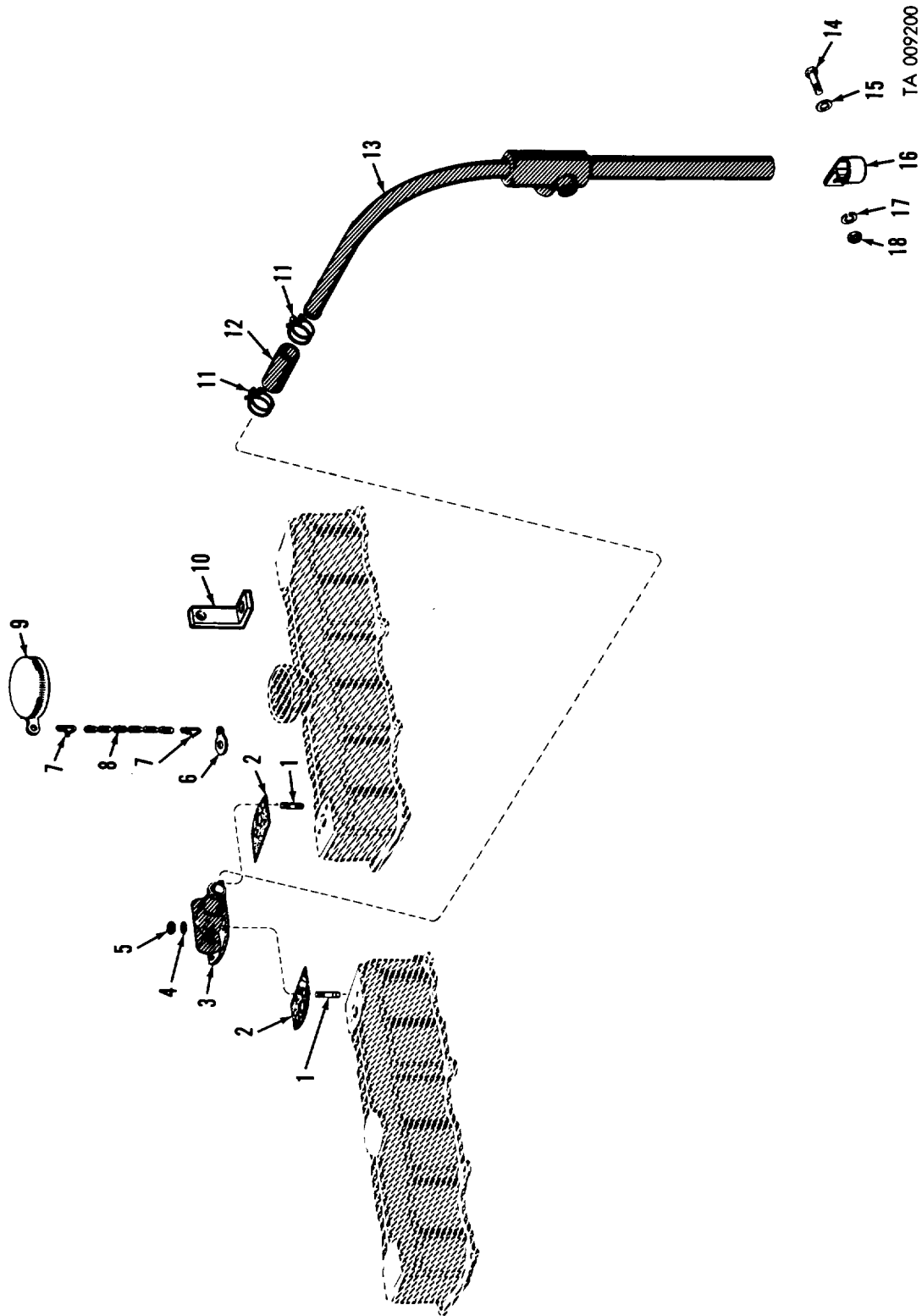
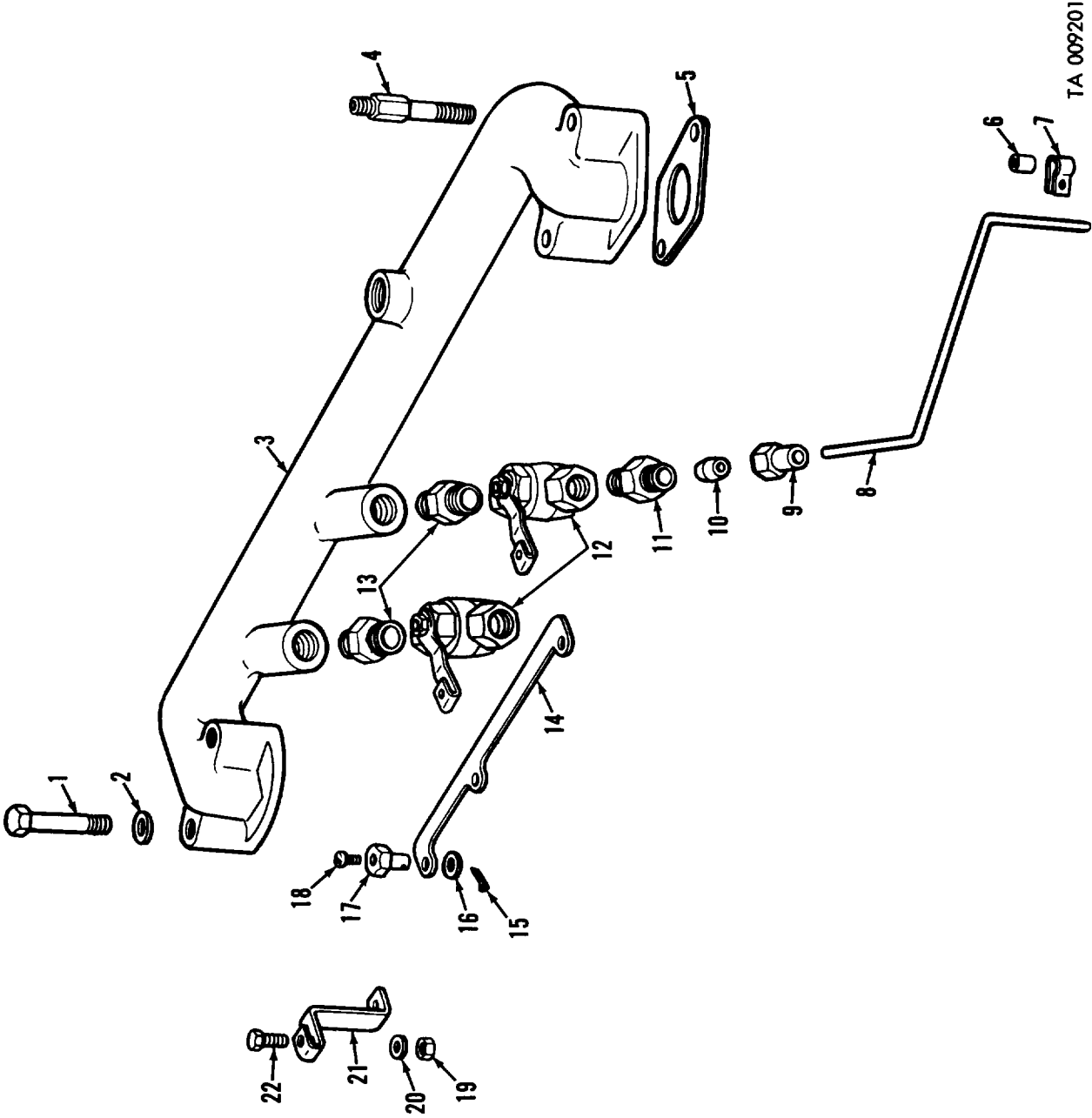


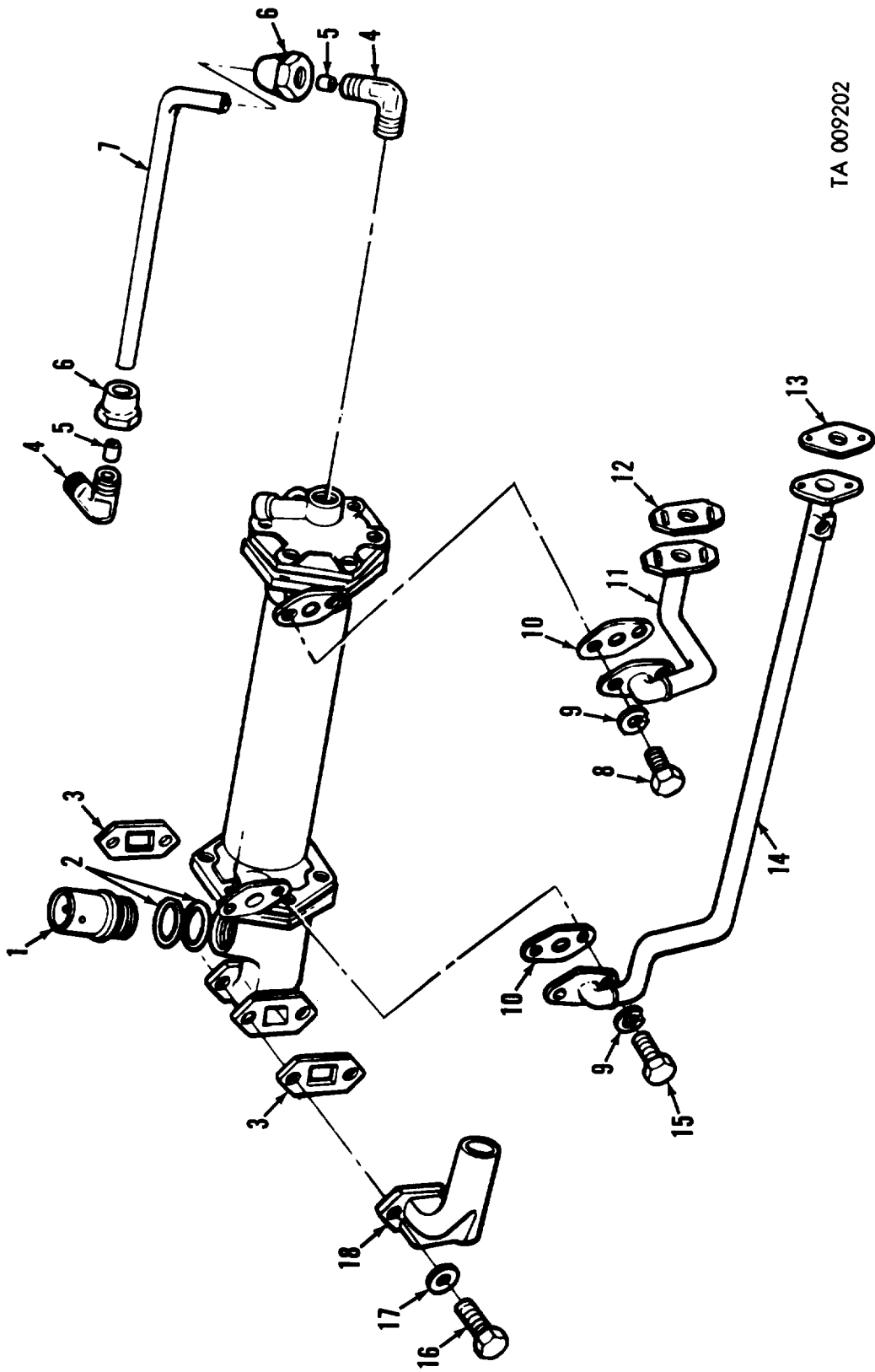
Figure 11. Breather and related parts.



TA 009201

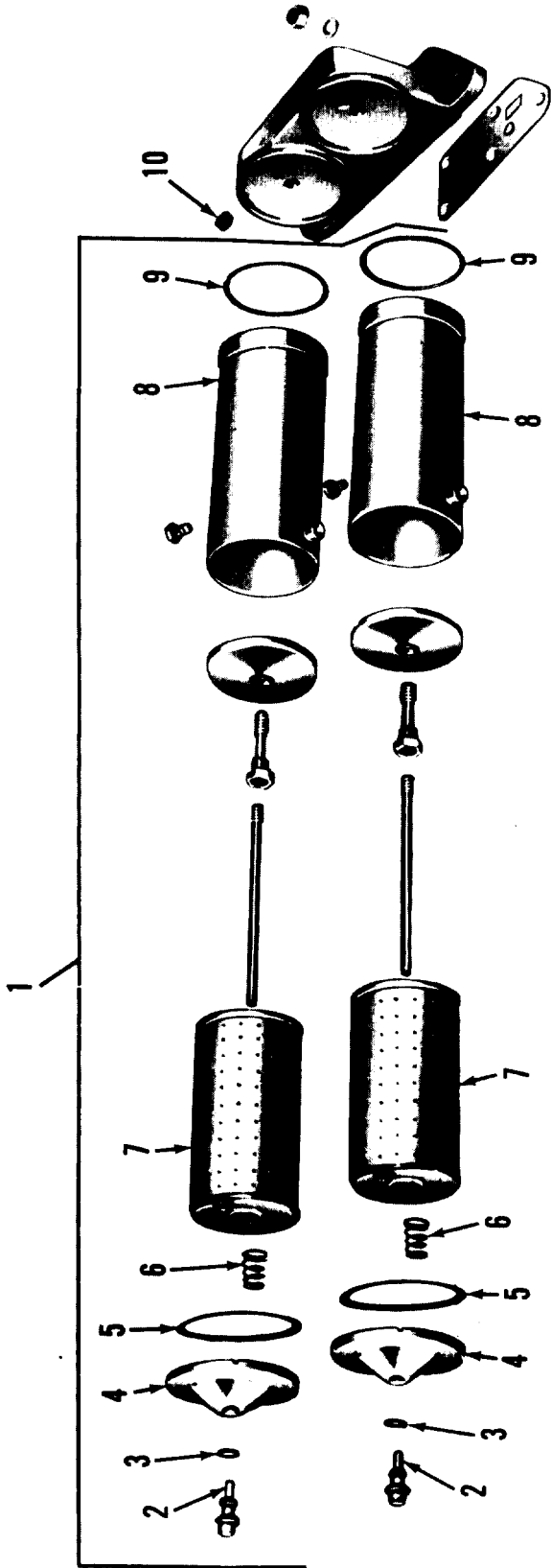
Figure 12. Breather and related parts (diesel).





TA 009202

Figure 13. Oil cooler—diesel.



TA 009203

Figure 14. Engine oil filter.

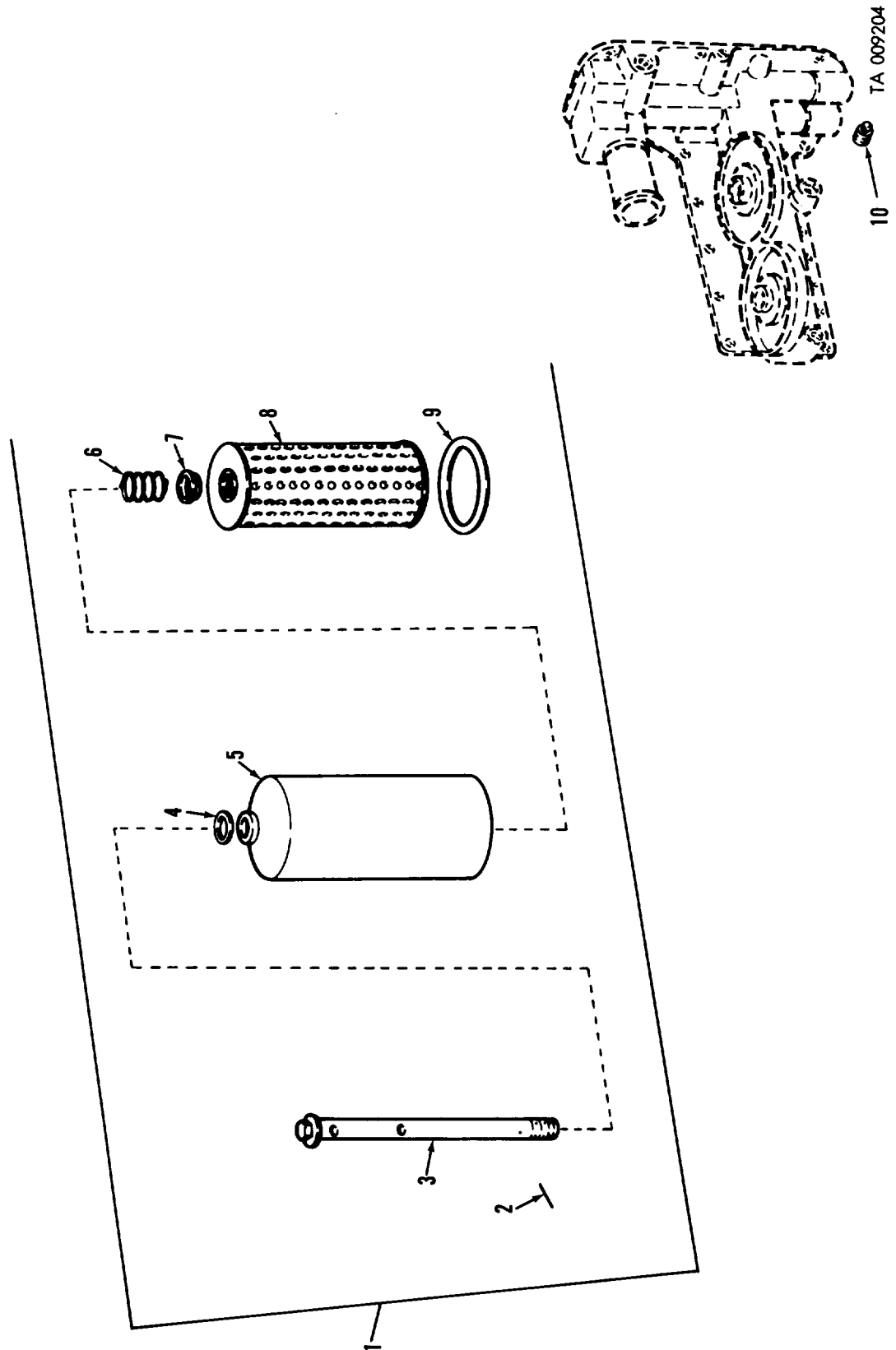
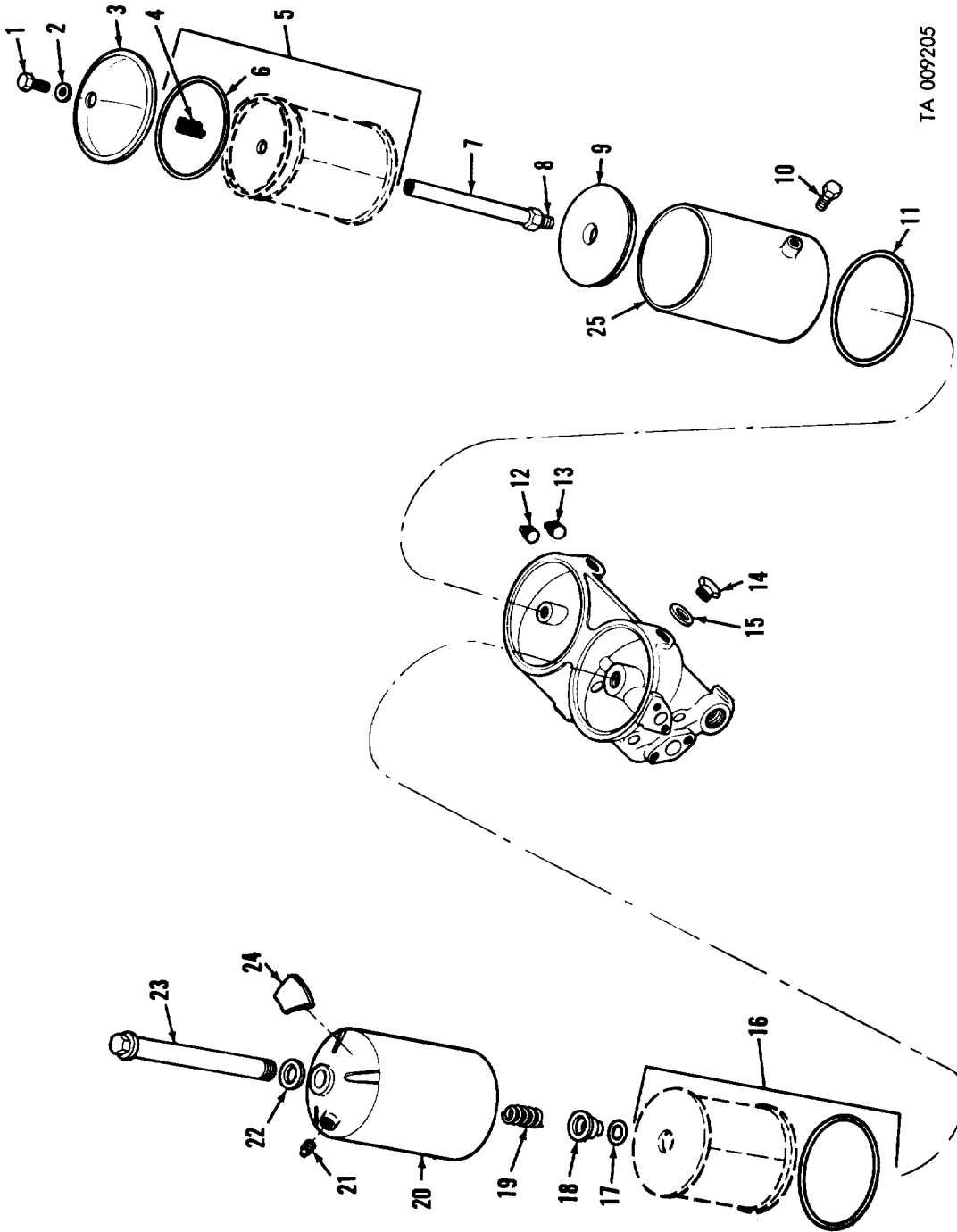
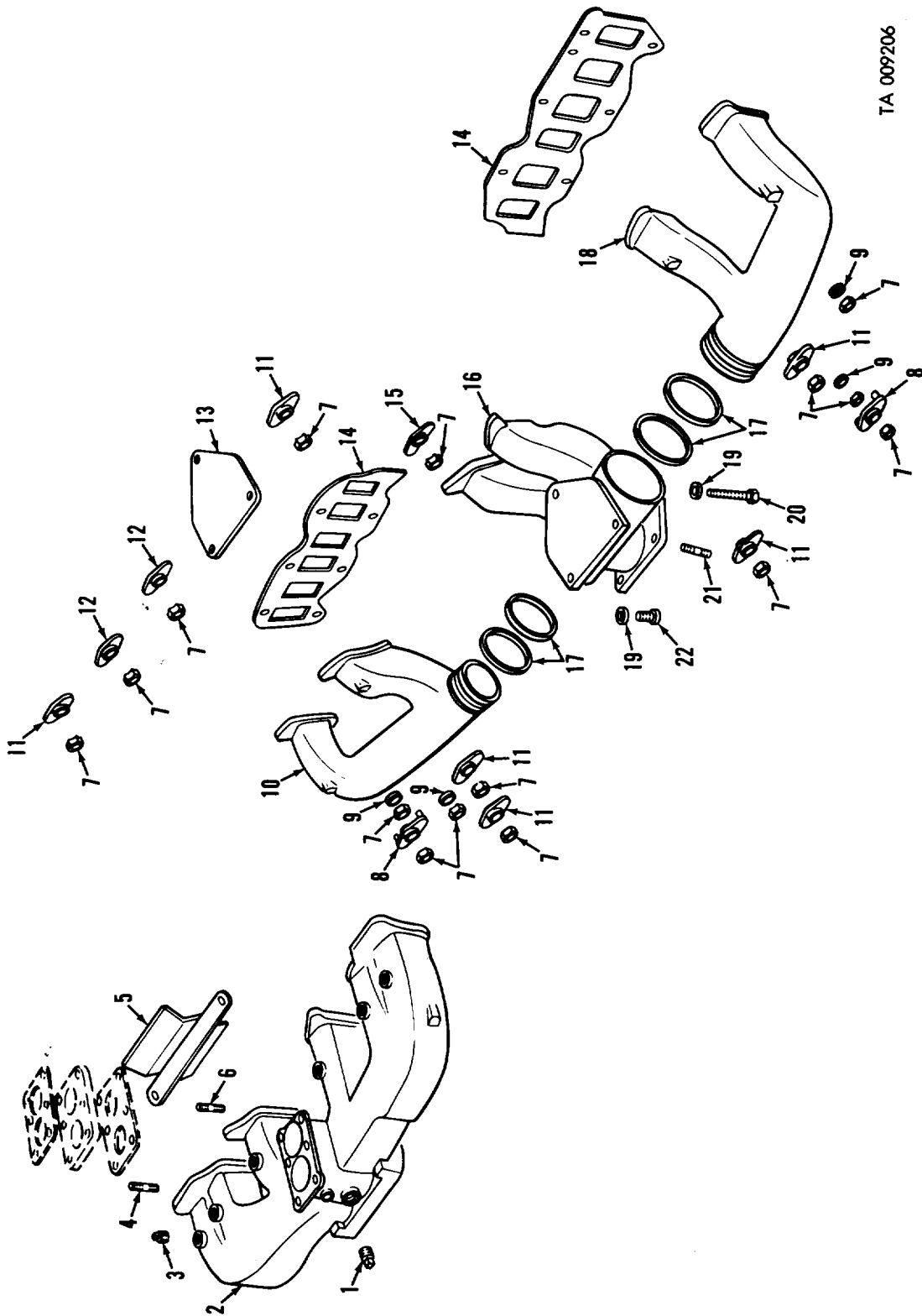


Figure 15. Oil filter and oil cooler with related parts—multifuel.



TA 009205

Figure 16. Oil cooler, oil filters—diesel.



TA 009206

Figure 17. Engine intake and exhaust manifold (gasoline).

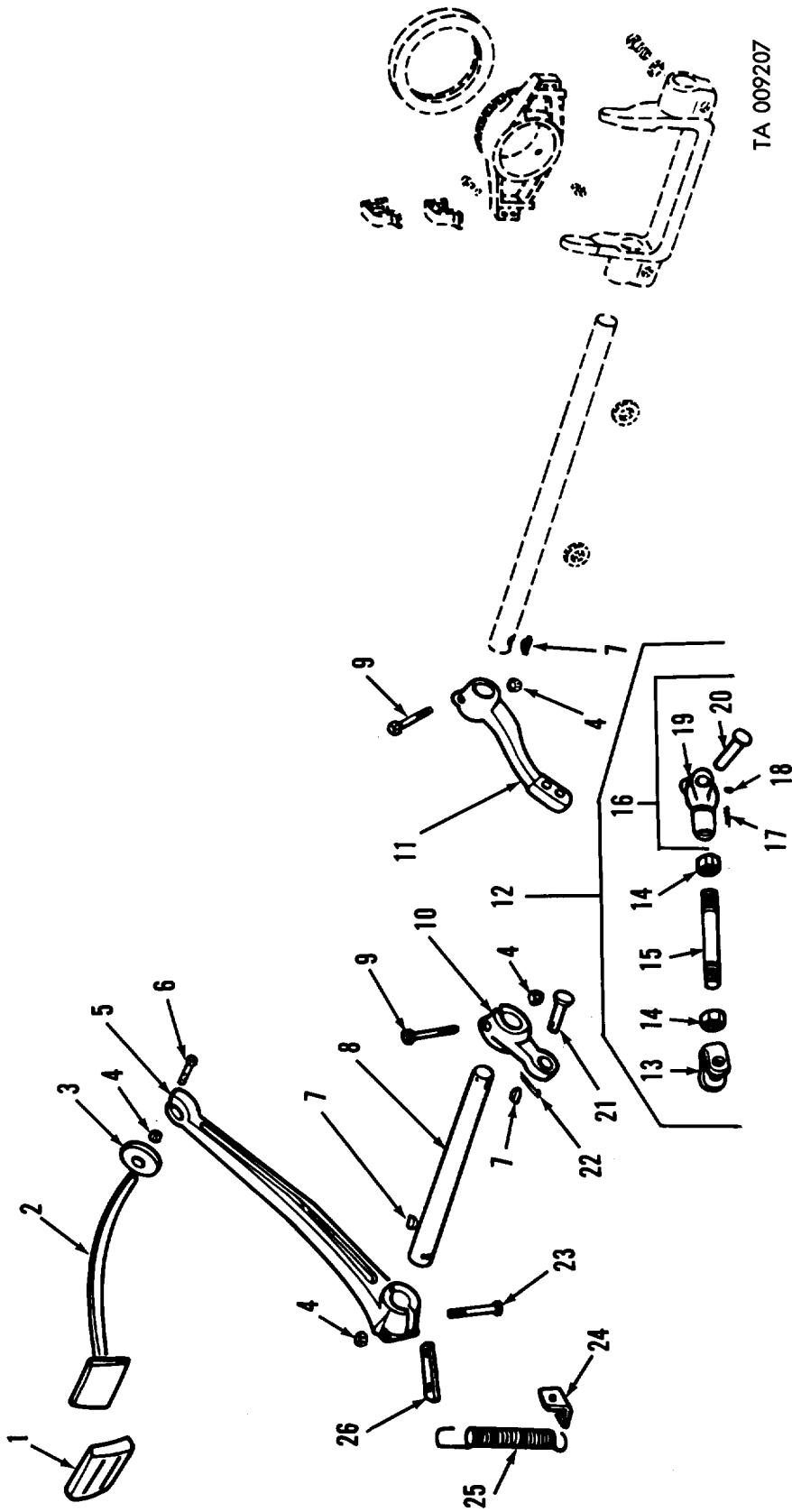
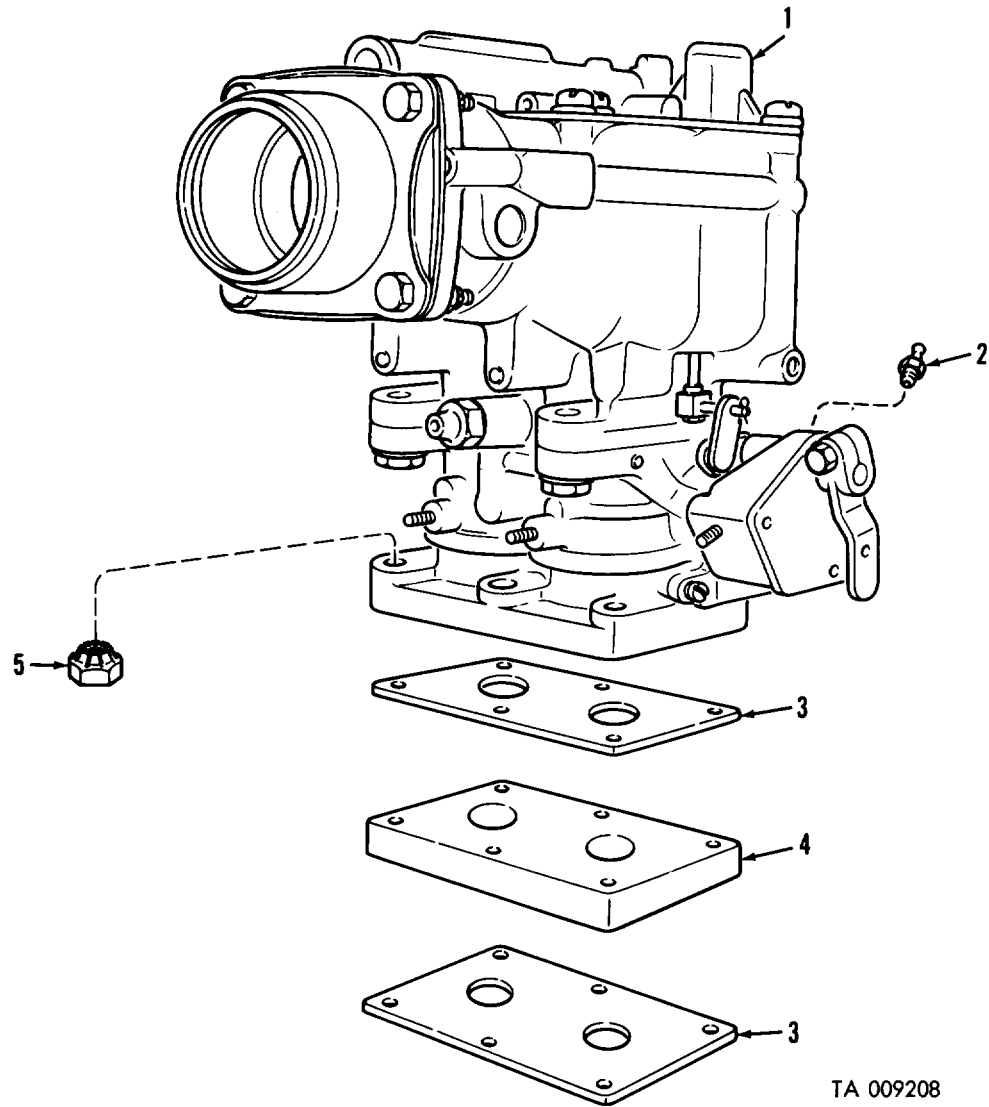



Figure 18. Clutch release mechanism and linkage.



TA 009208

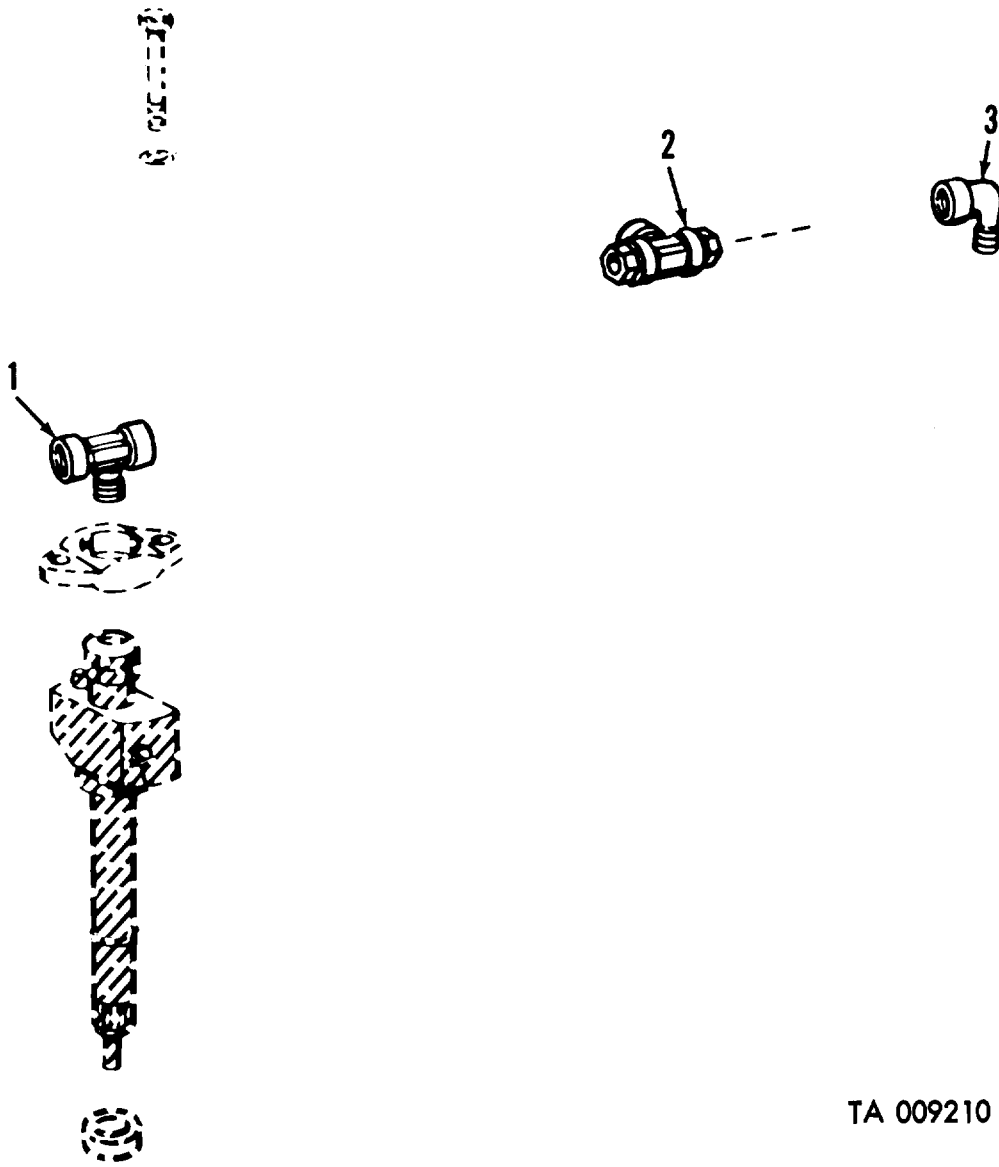
*Figure 19. Carburetor assembly (gasoline).*



TA 009209

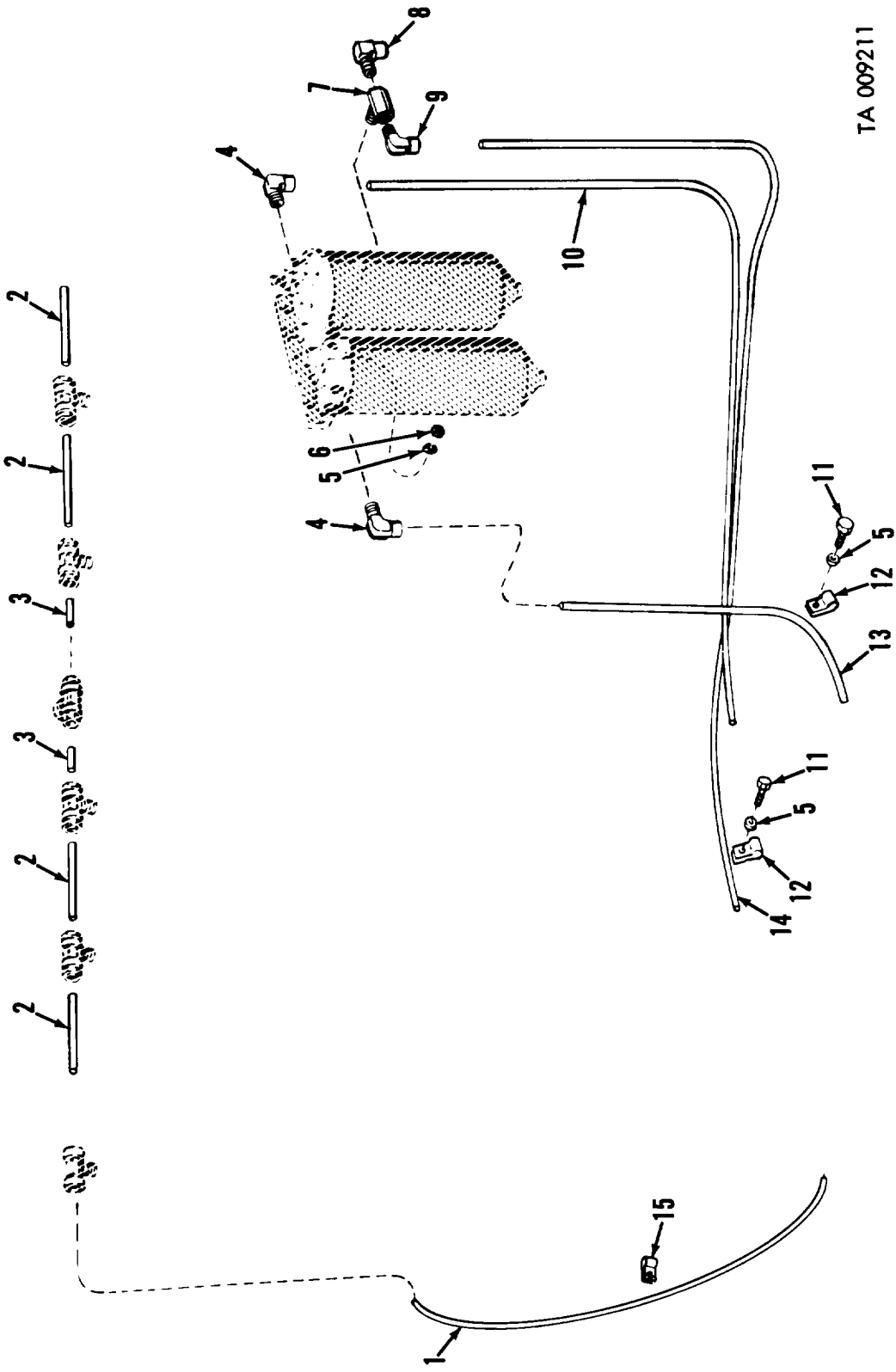
*Figure 20. Fuel pump assembly (gasoline).*





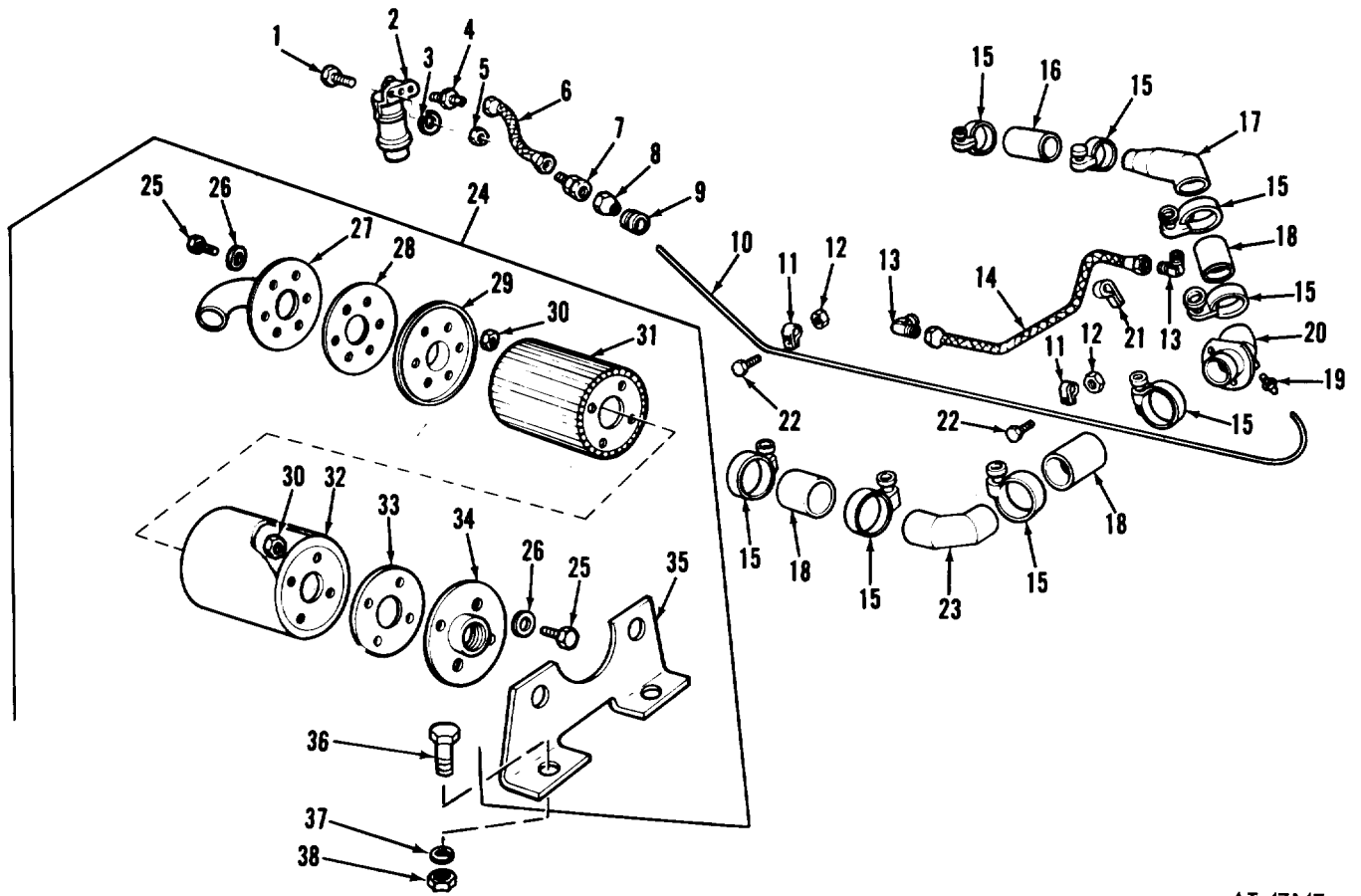
TA 009210

*Figure 21. Fuel injector nozzle and related parts—multifuel.*



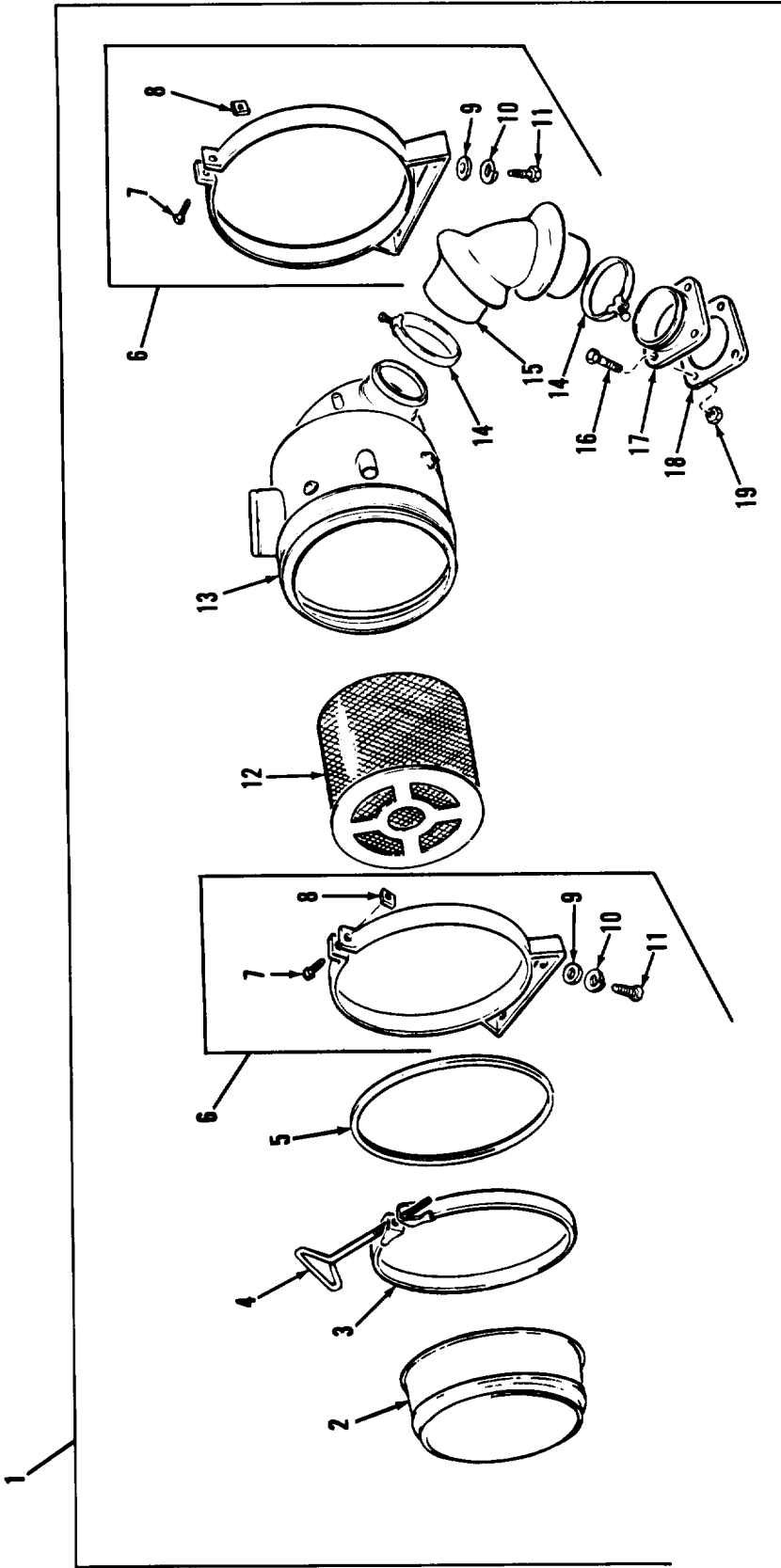
TA 009211

Figure 22. Fuel filter tubes and related parts—multifuel.



AT 47147

Figure 23. Air cleaner assembly (diesel and multifuel).



AT 47148

Figure 21. Air cleaner assembly—gasoline.

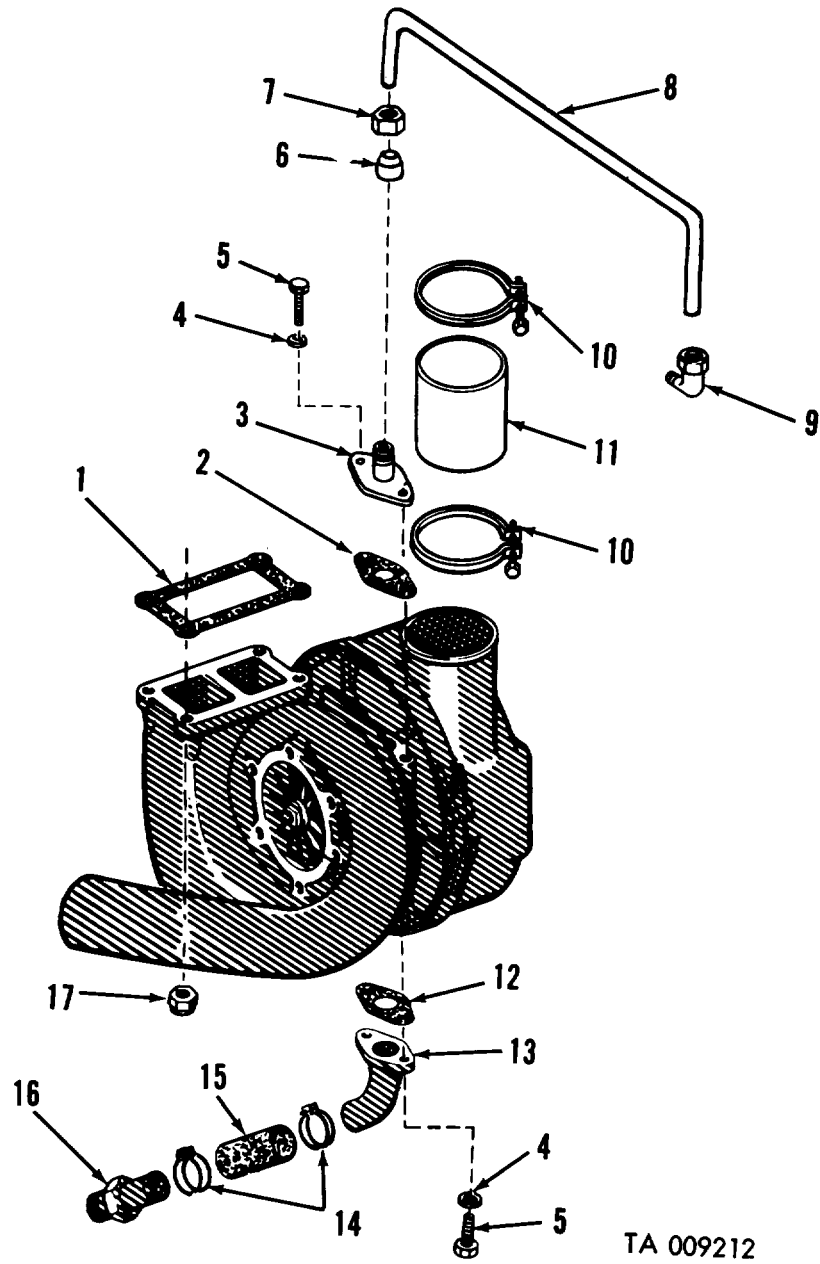
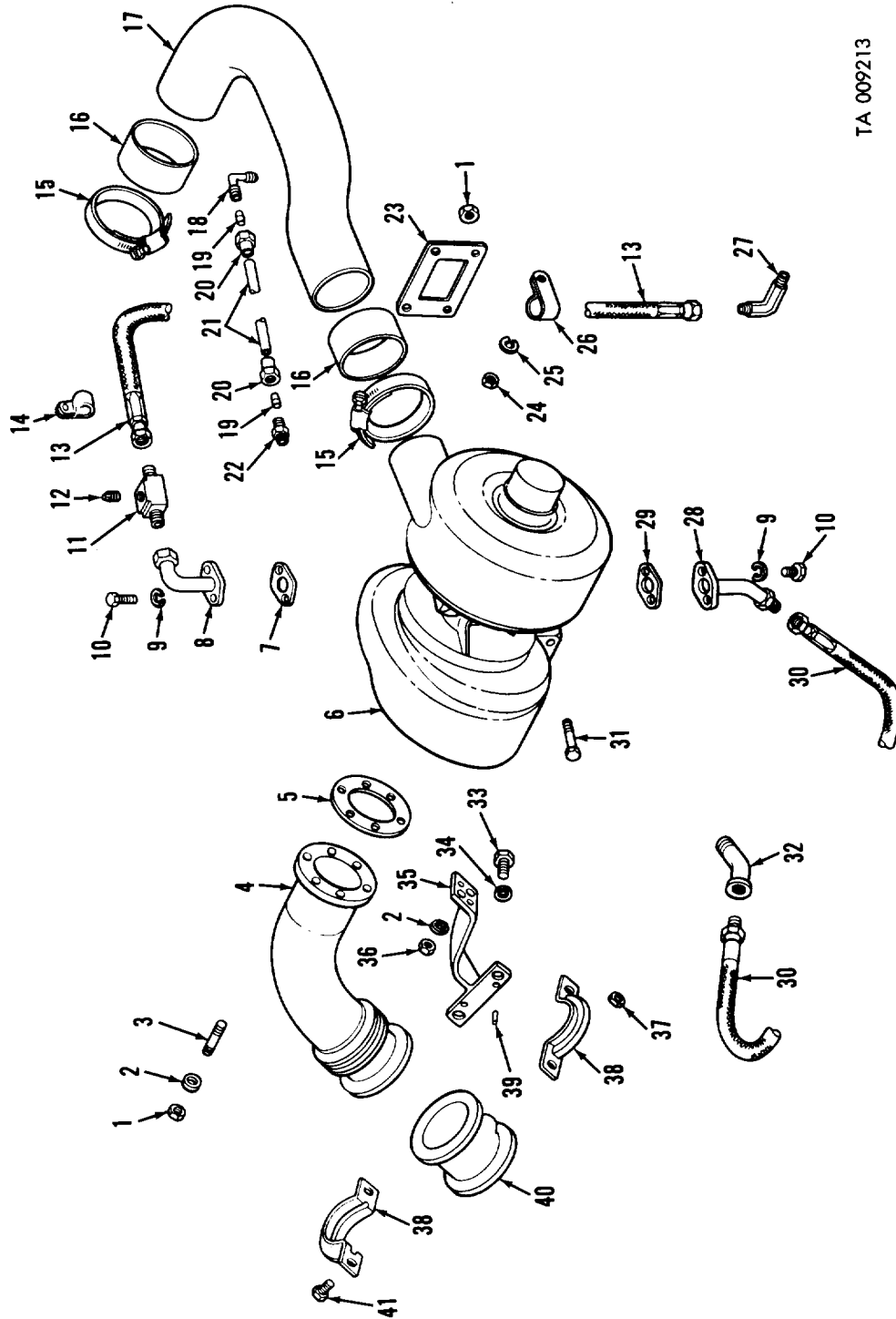


Figure 25. Turbocharger and related parts—multifuel.



TA 009213

Figure 26. Turbocharger and related parts—diesel.

TA 009214

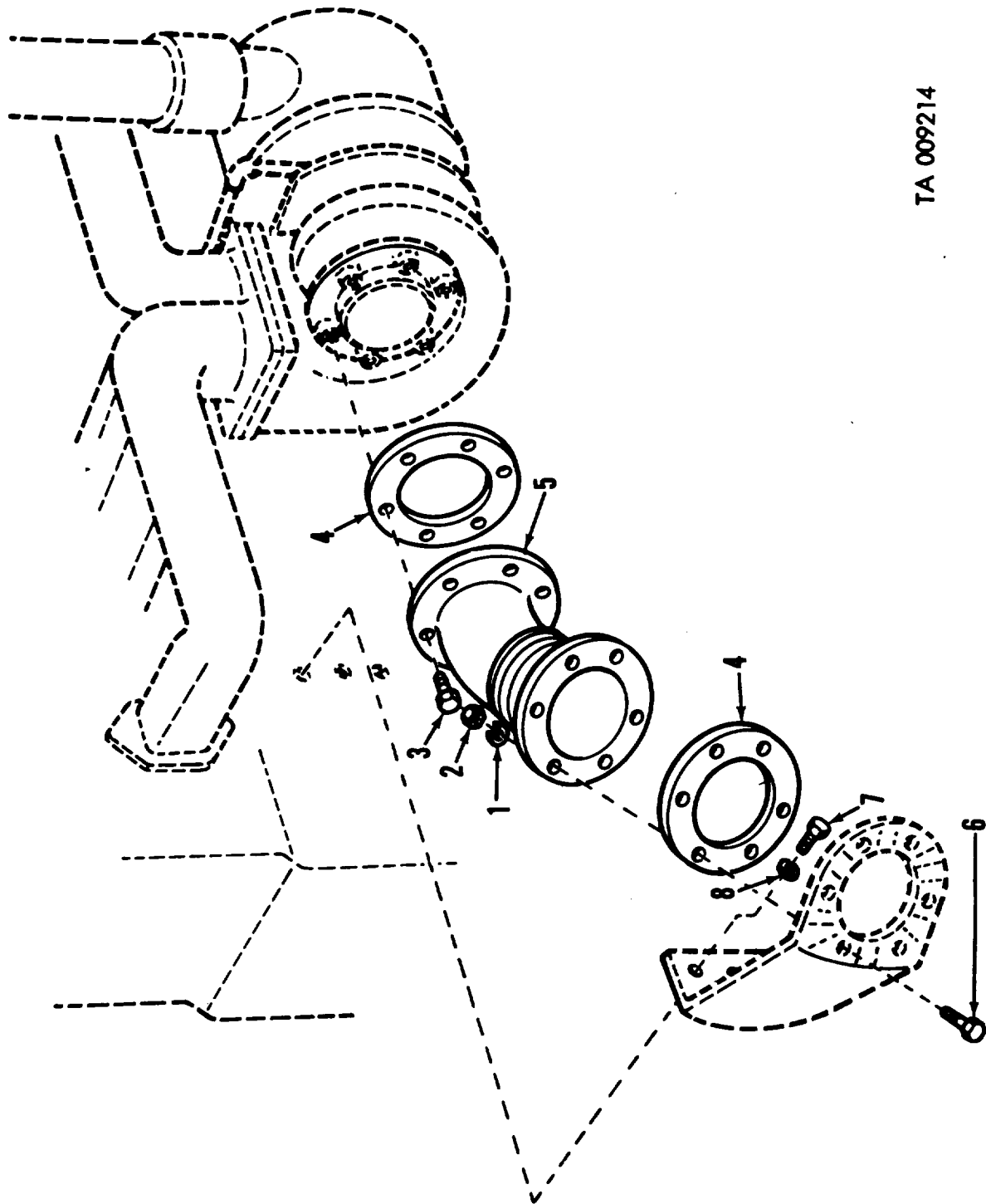


Figure 27. Turbocharger elbow assembly and related parts.

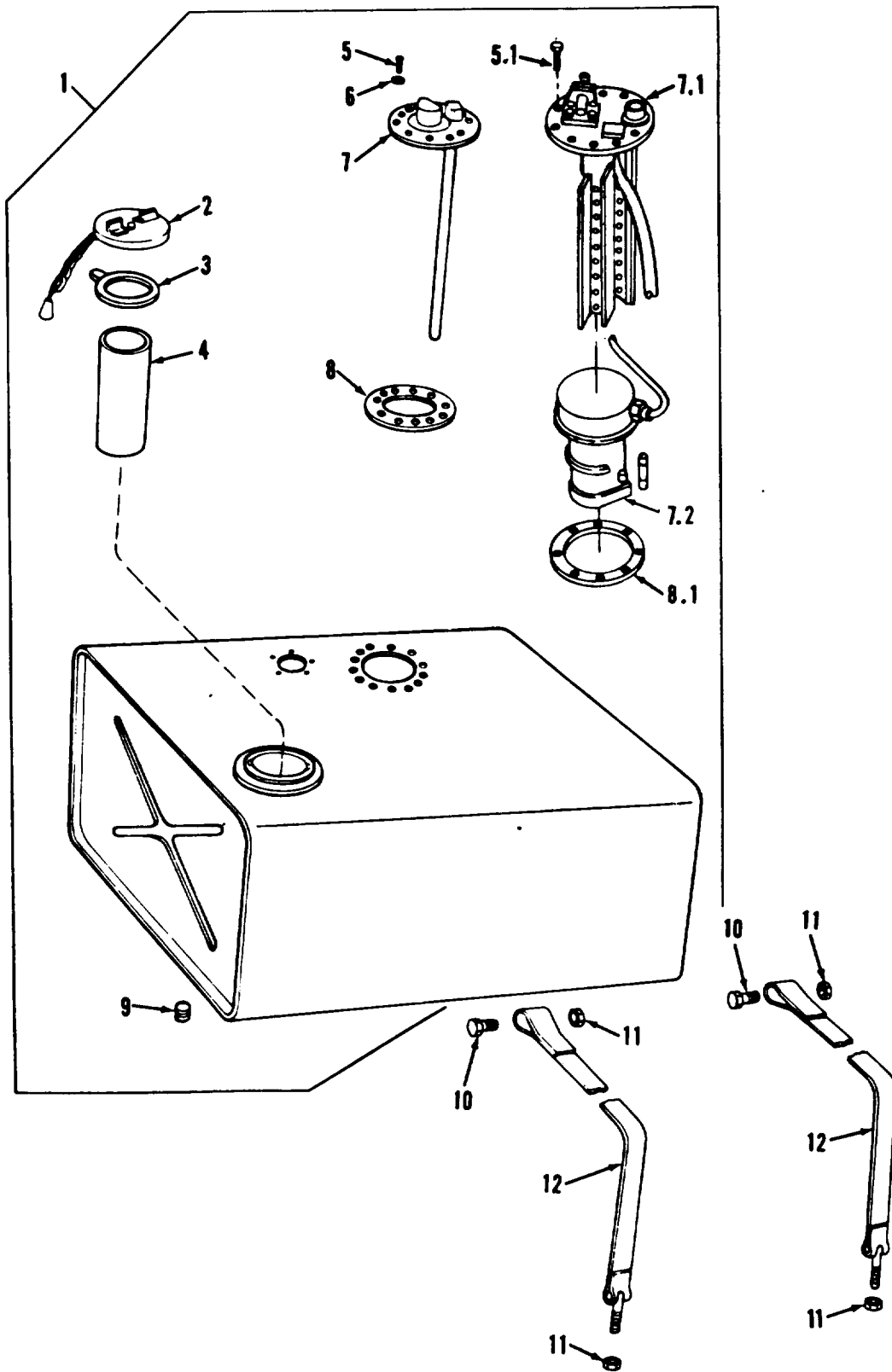
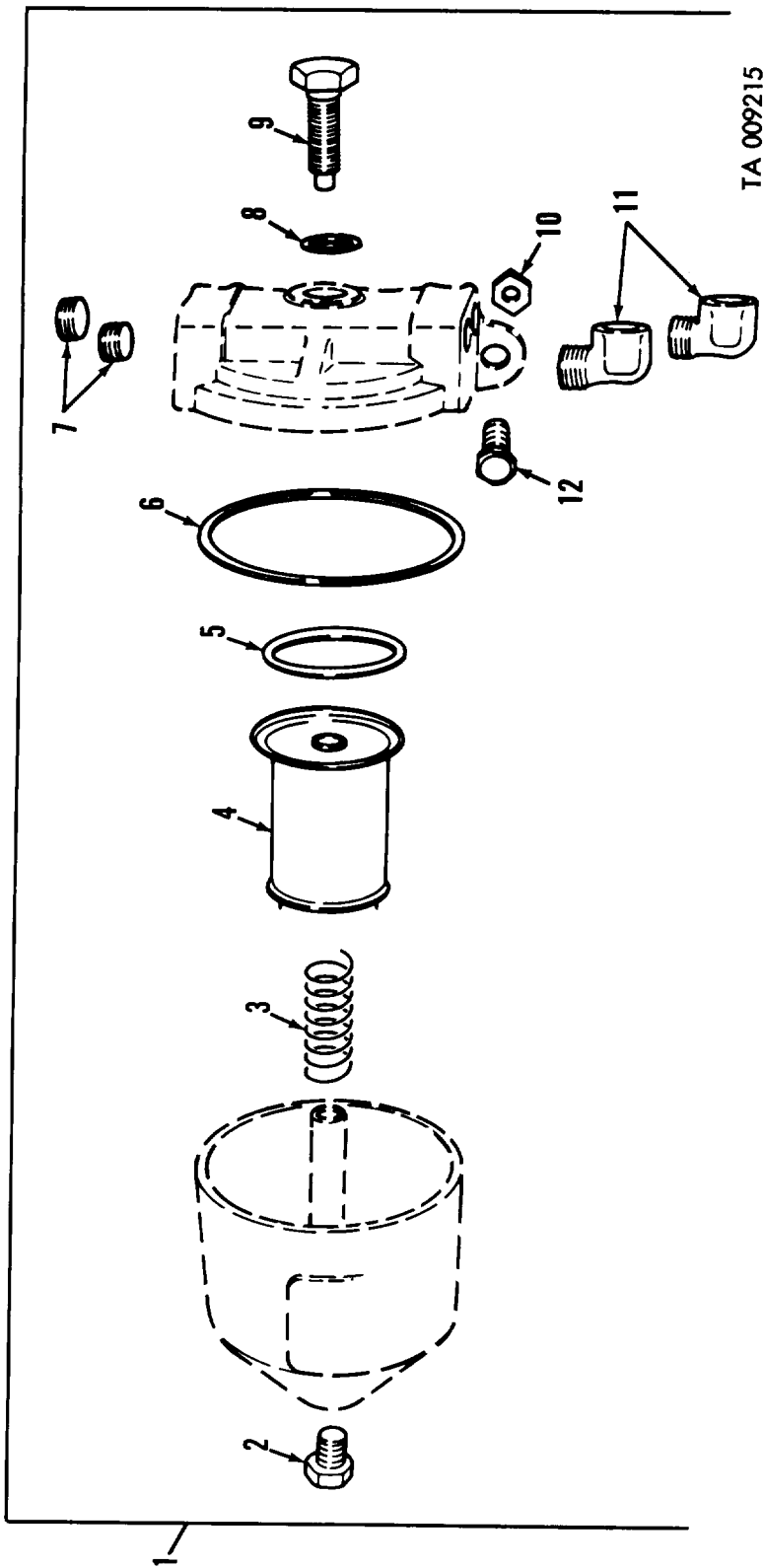


Figure 28. Fuel tank assembly.





TA 009215

Figure 29. Fuel filter assembly (gasoline).

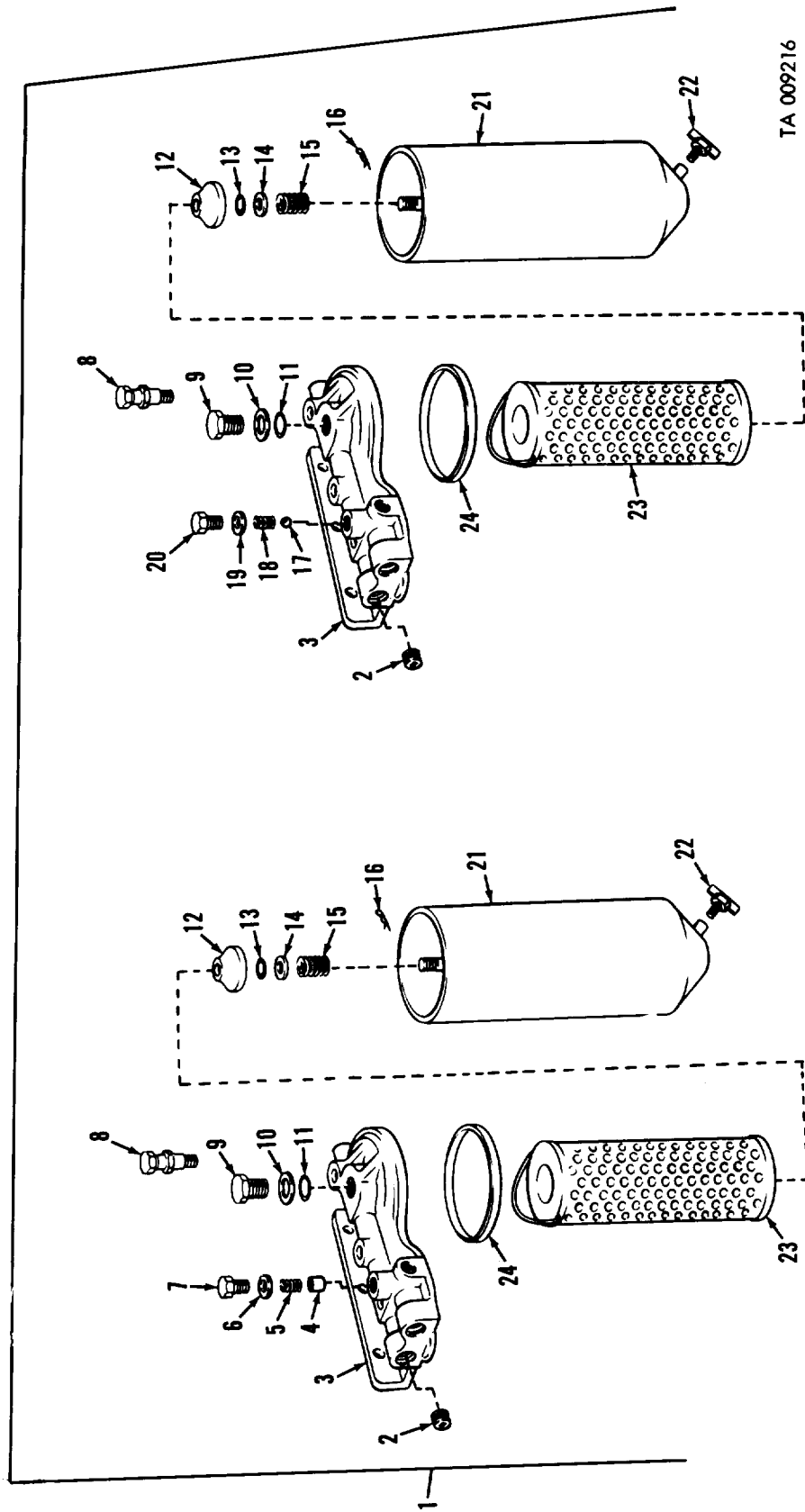
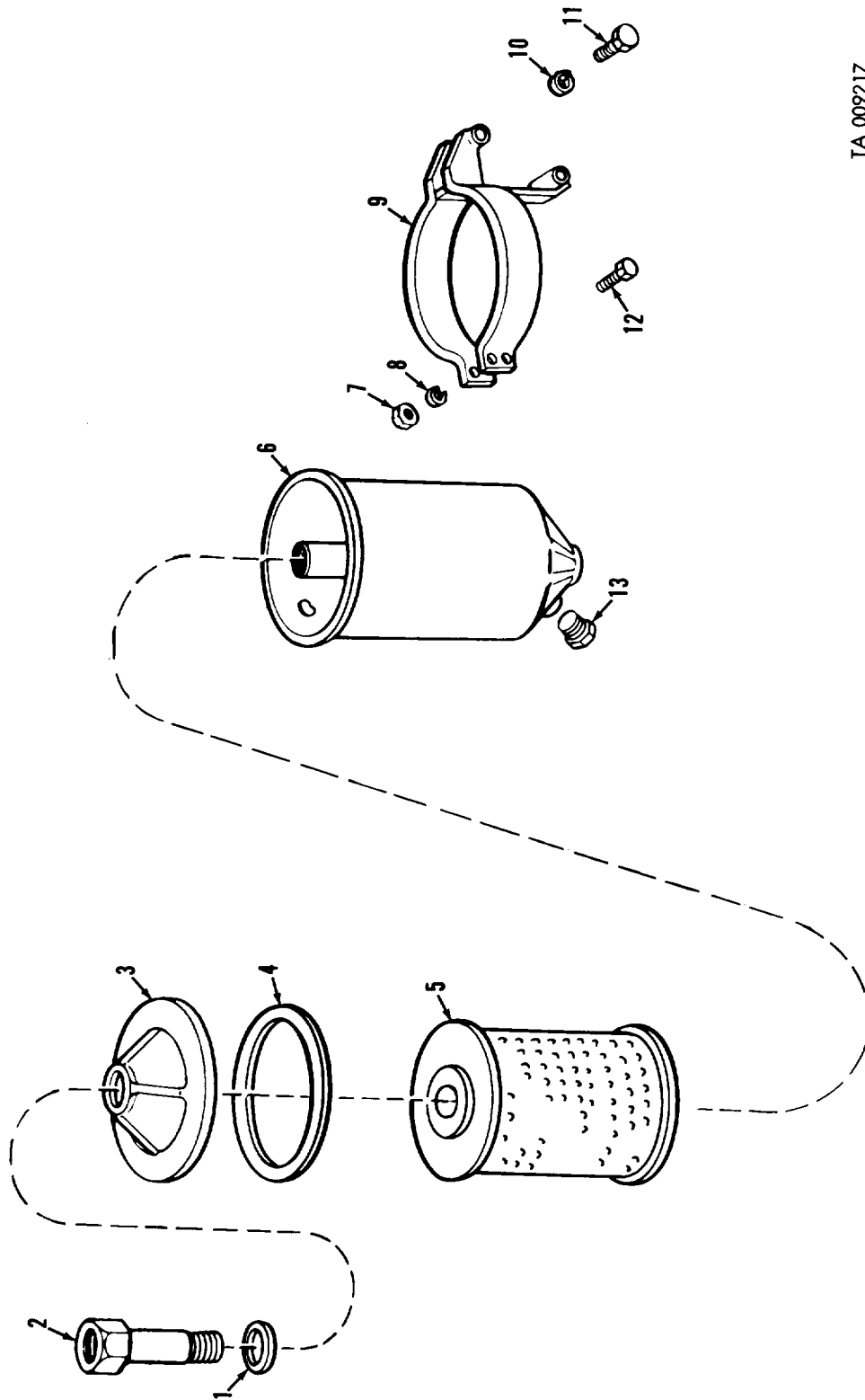
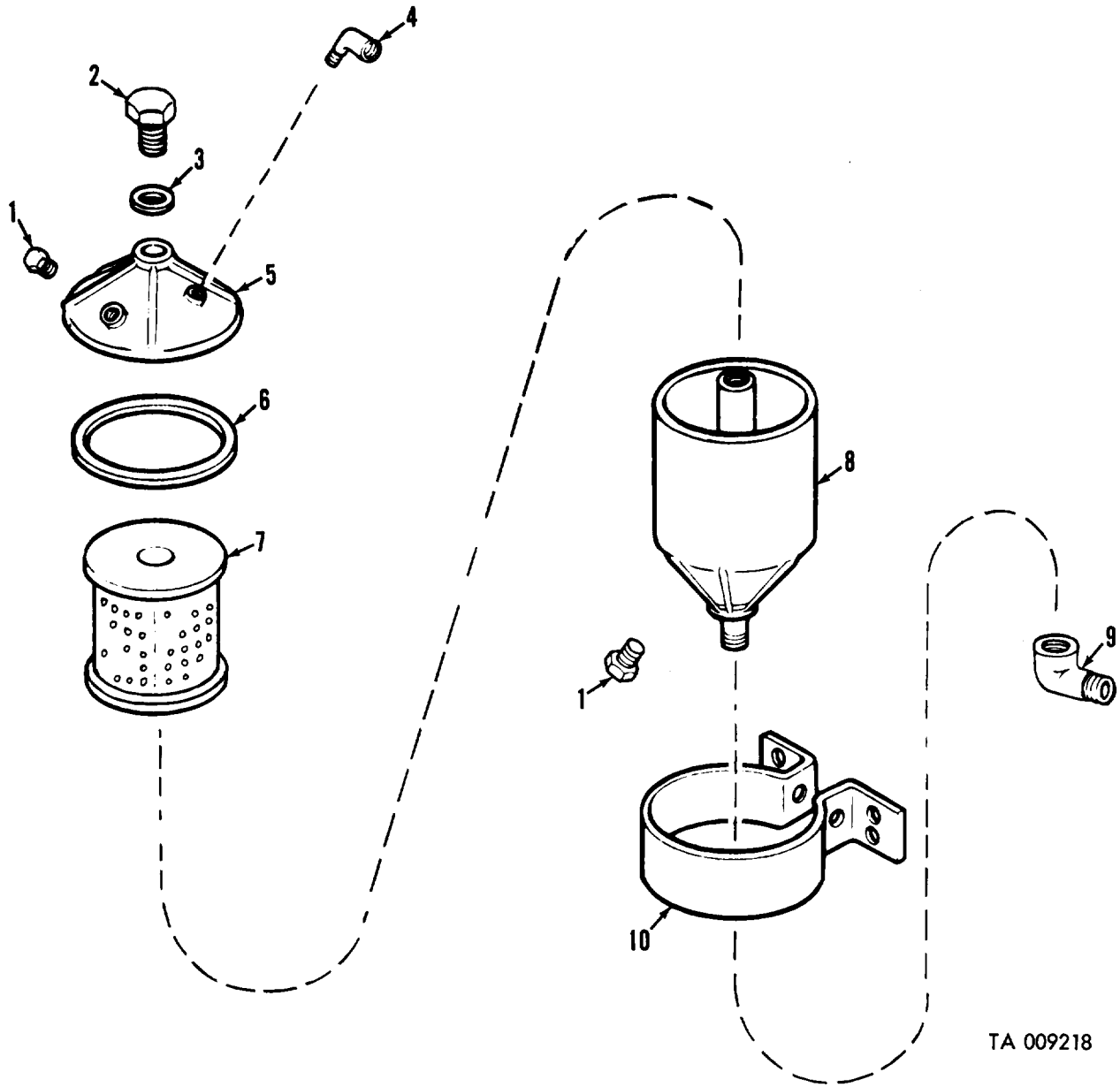


Figure 30. Fuel filters and related parts.



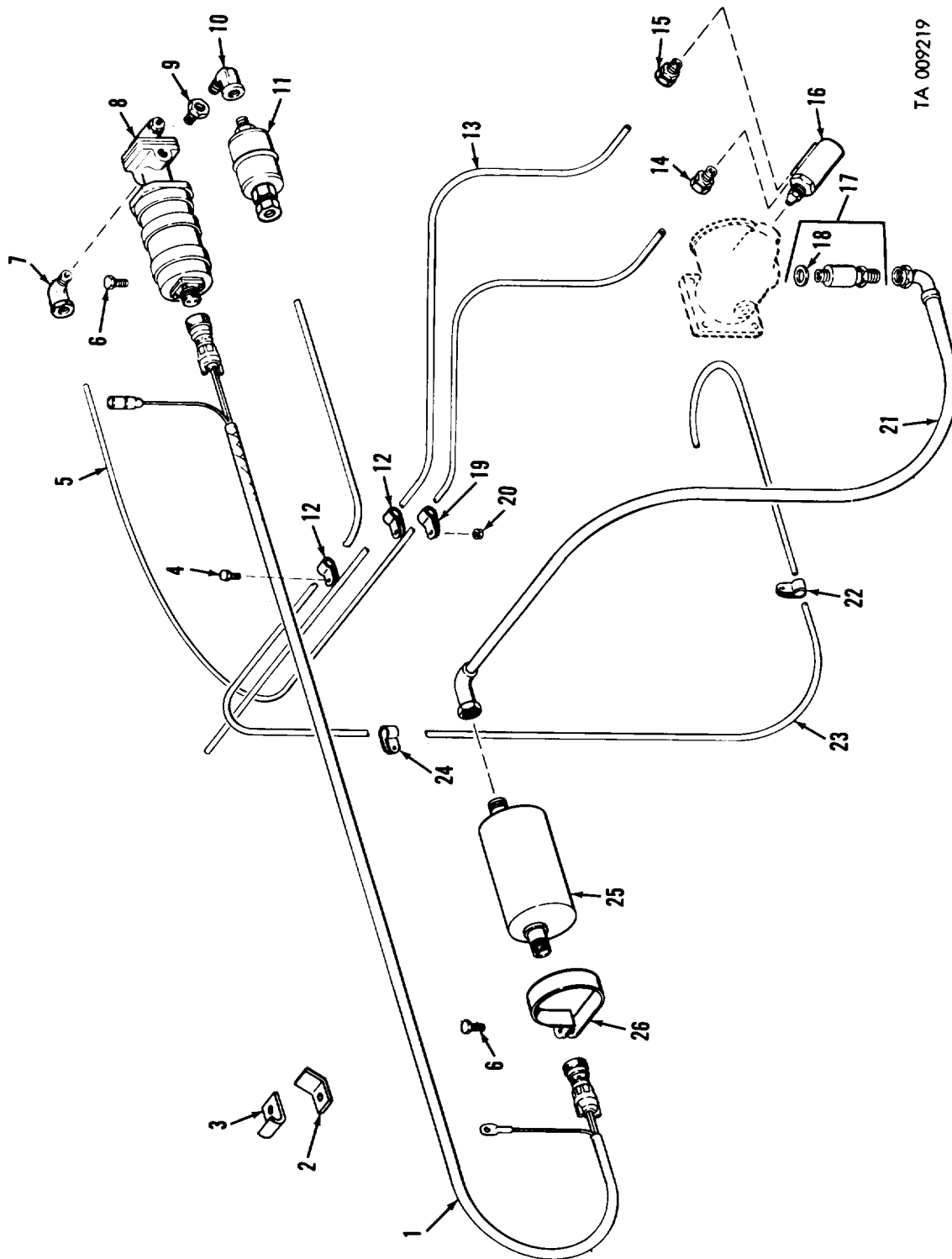
TA 009217

Figure 31. Secondary fuel oil filter—diesel.



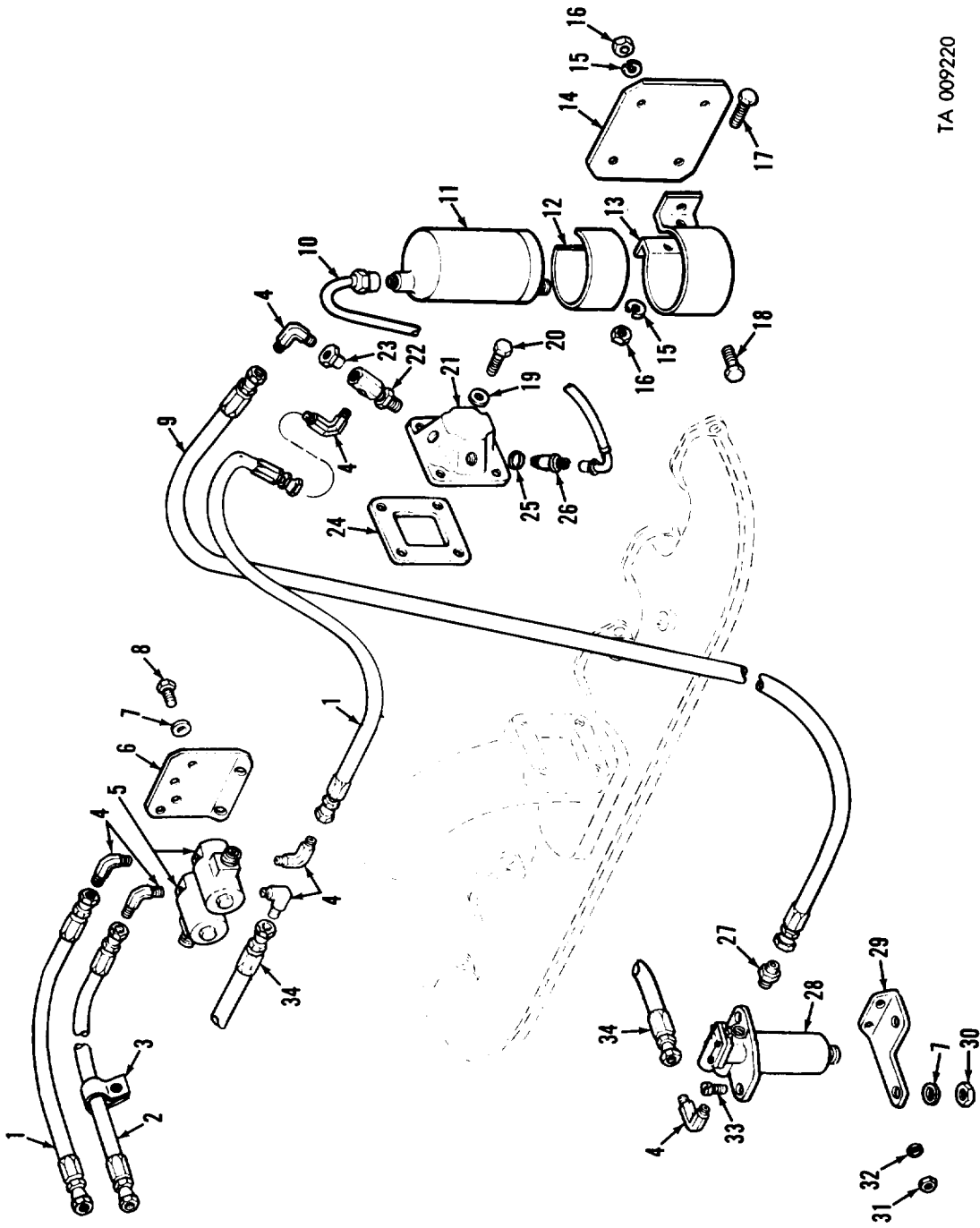
TA 009218

*Figure 32. Primary fuel oil filter-diesel.*



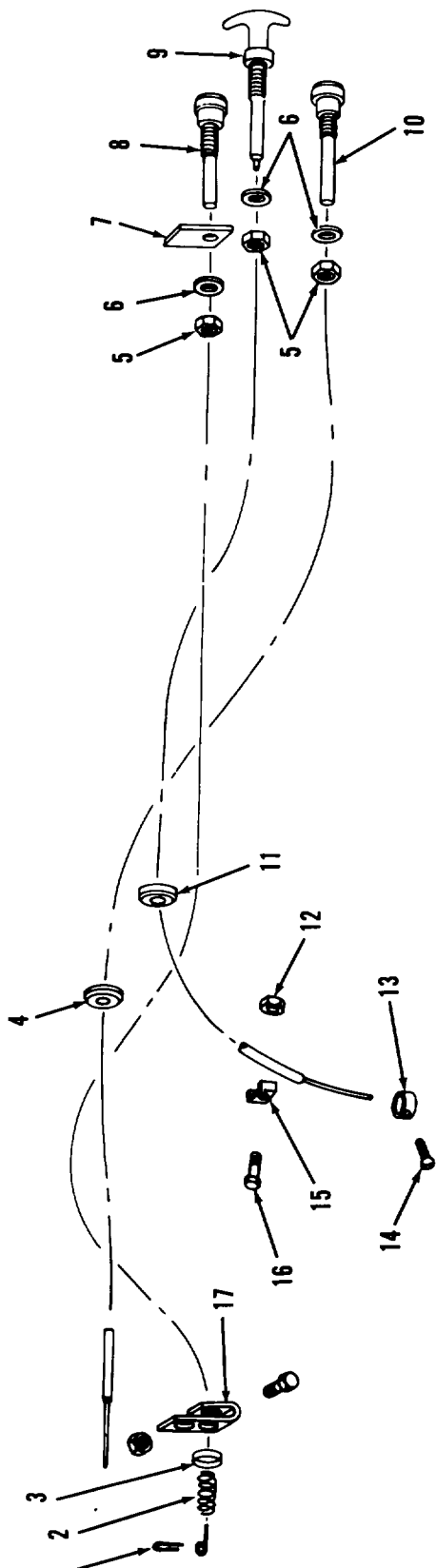
TA 009219

Figure 33. Flame heater and related parts—multifuel.



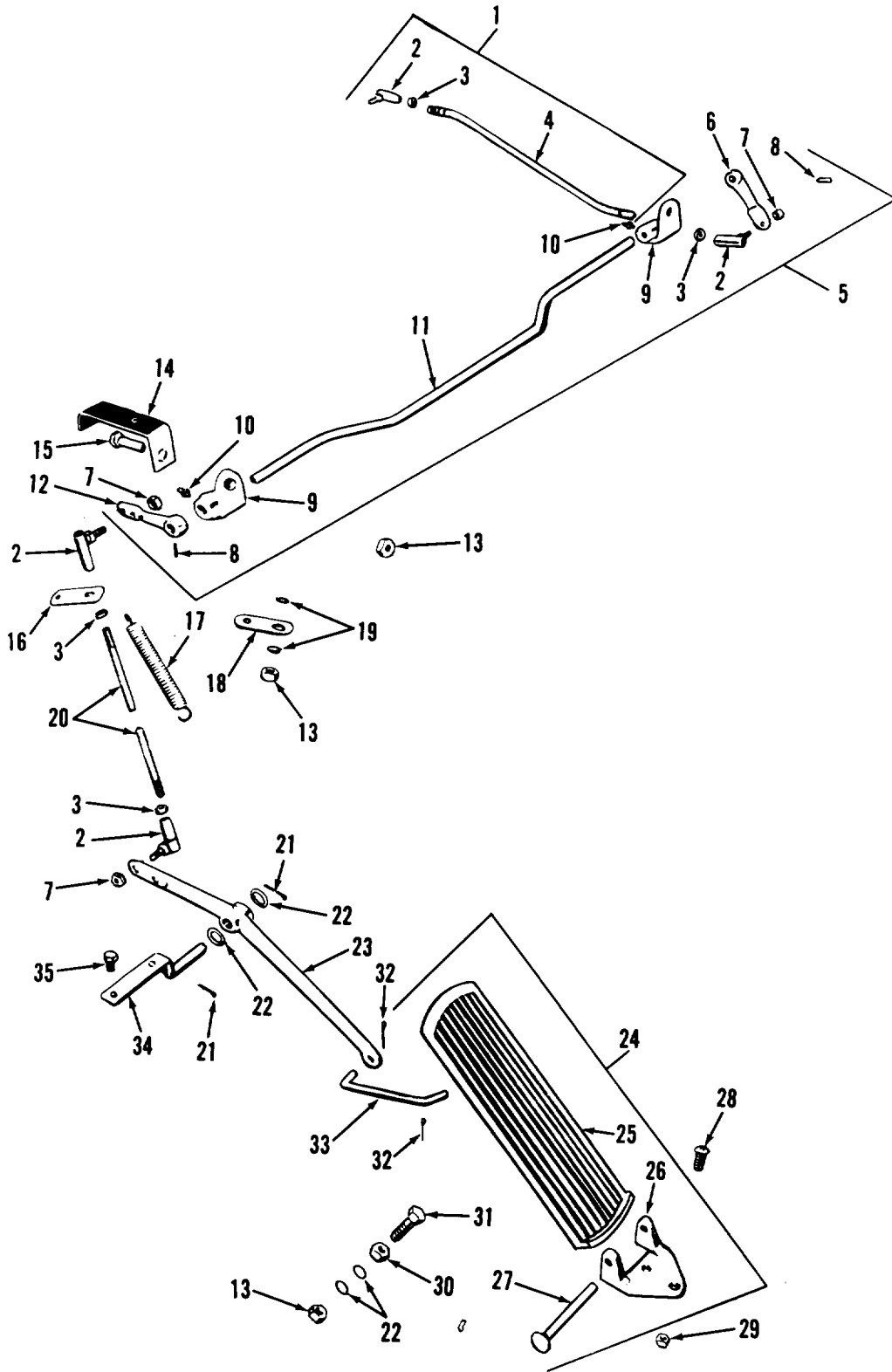
TA 009220

Figure 34. Intake manifold heater assembly—diesel.



TA 009221

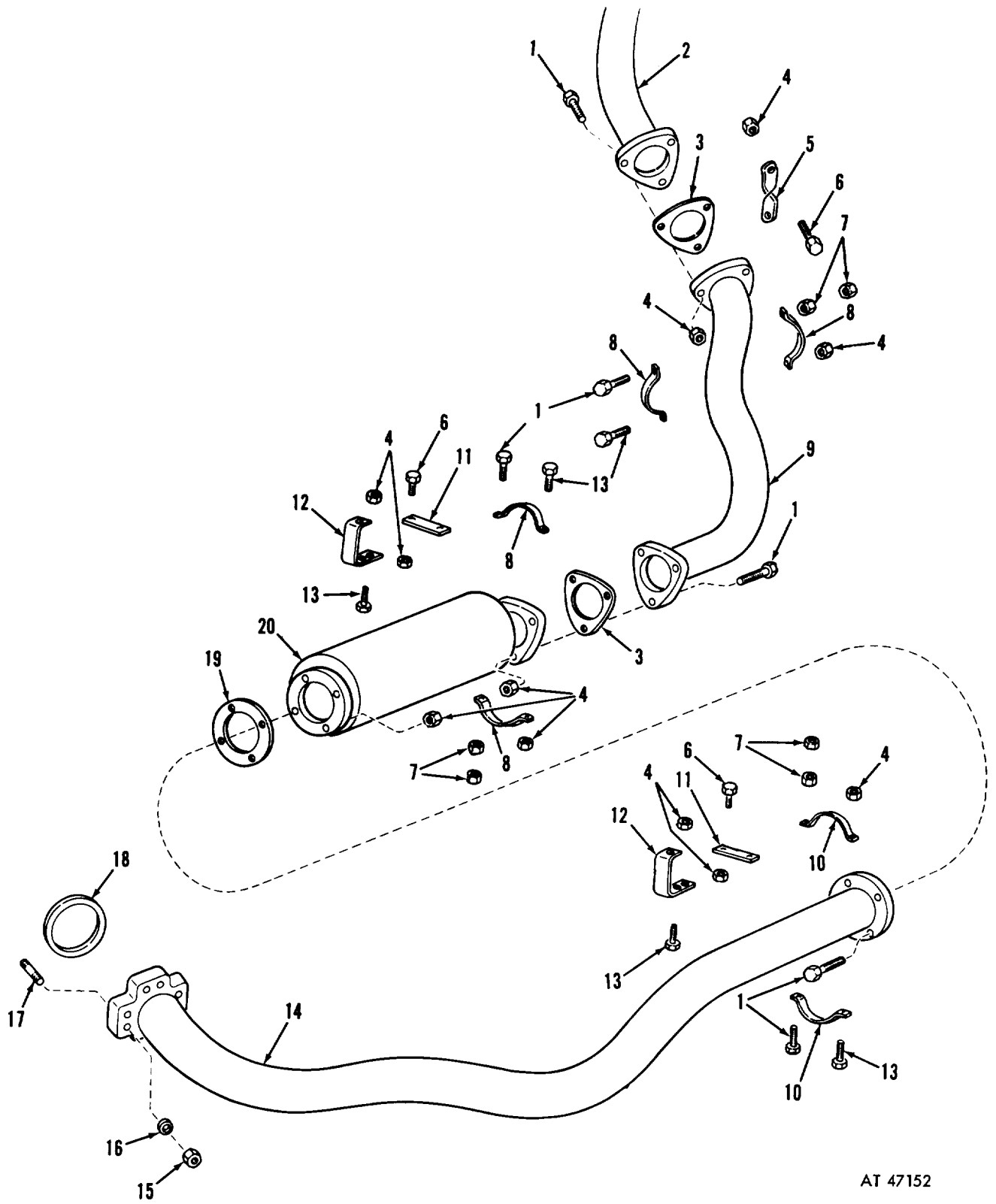
Figure 35. Anti-dieseling, choke and hand throttle controls.



AT 47151

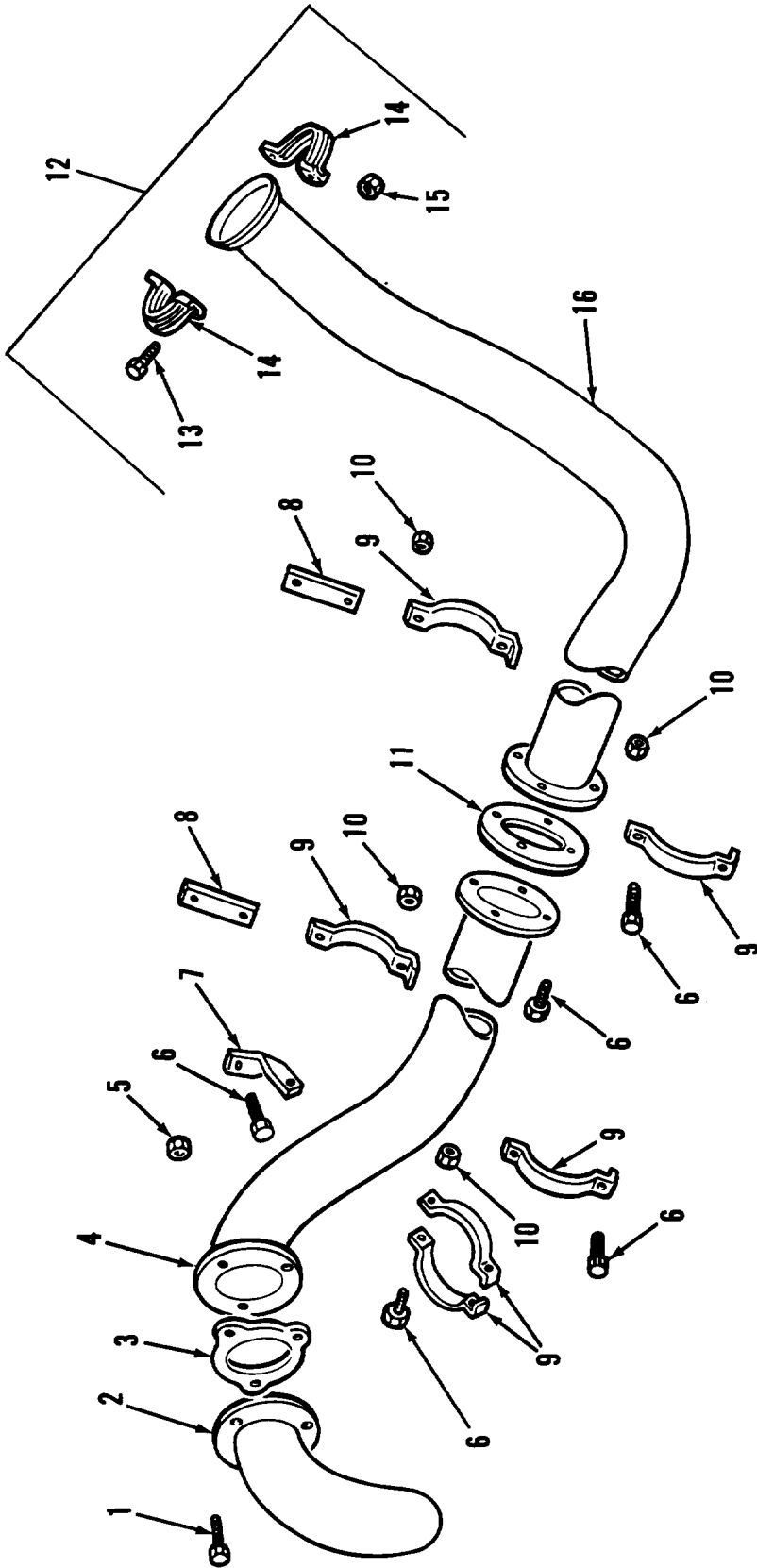
Figure 36. Throttle linkage.





AT 47152

Figure 37. Exhaust pipe, muffler, and attaching parts (gasoline).



AT 47153

Figure 38. Exhaust pipes, tailpipes, and attaching parts (diesel).

AT 47154

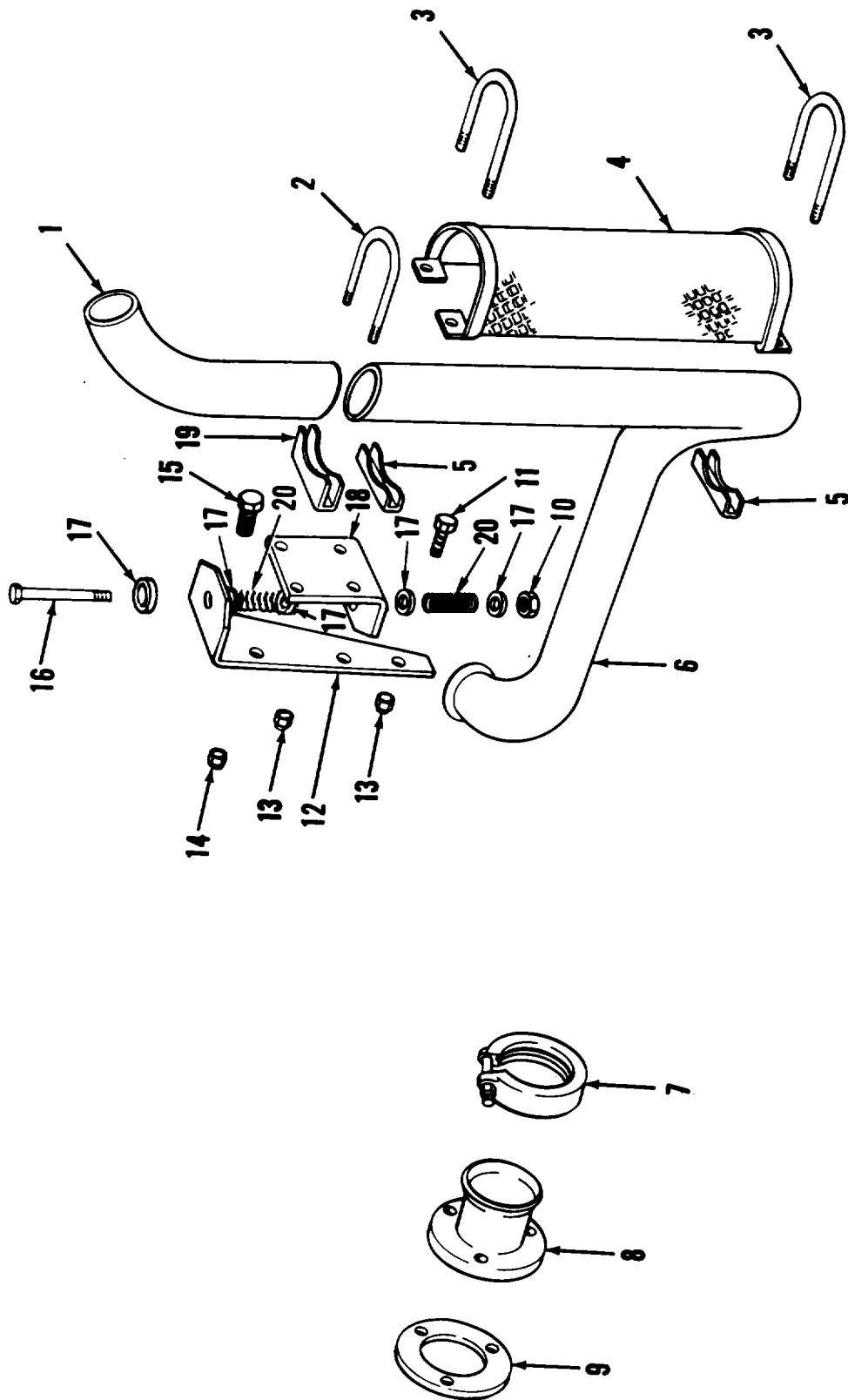
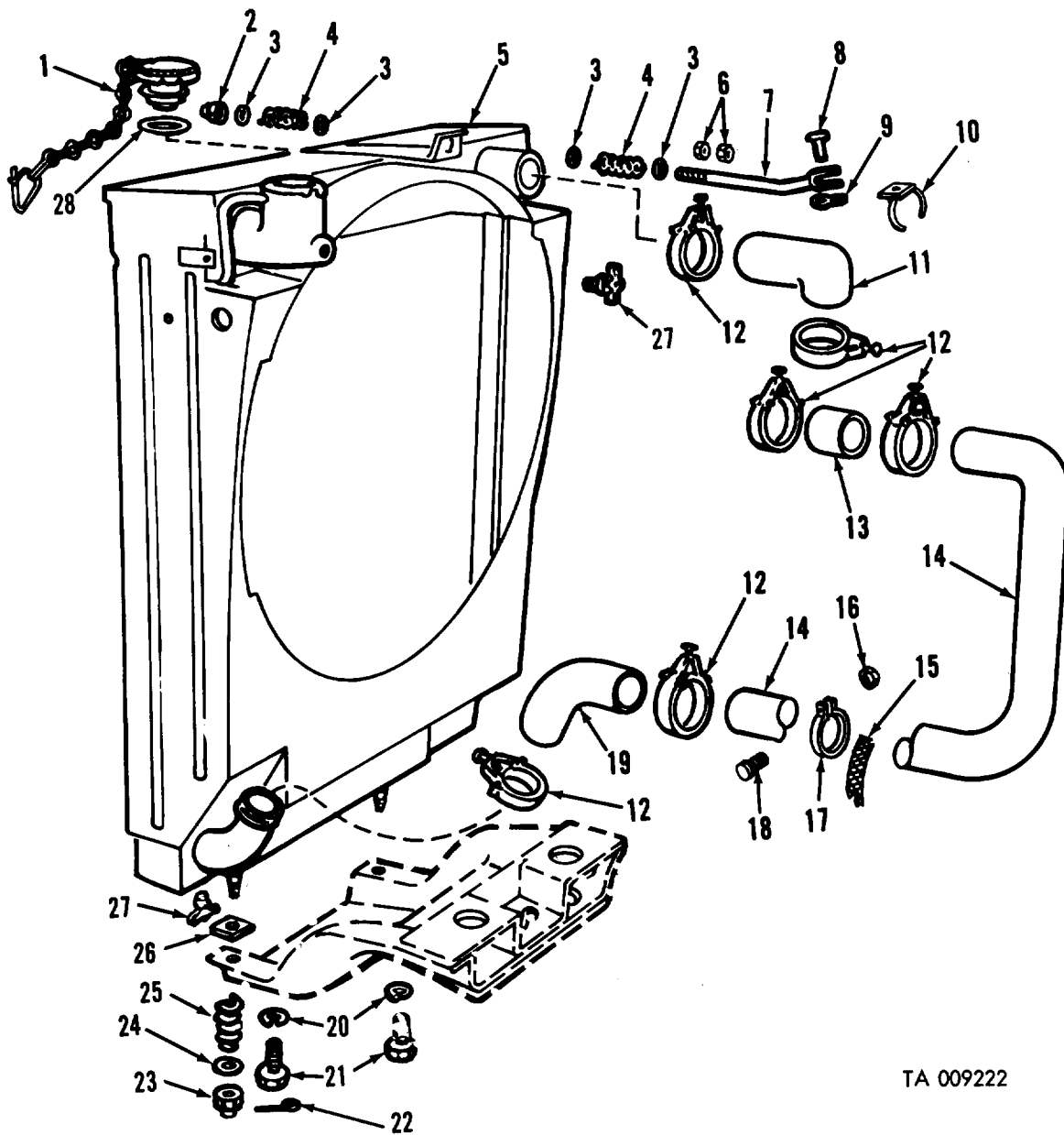
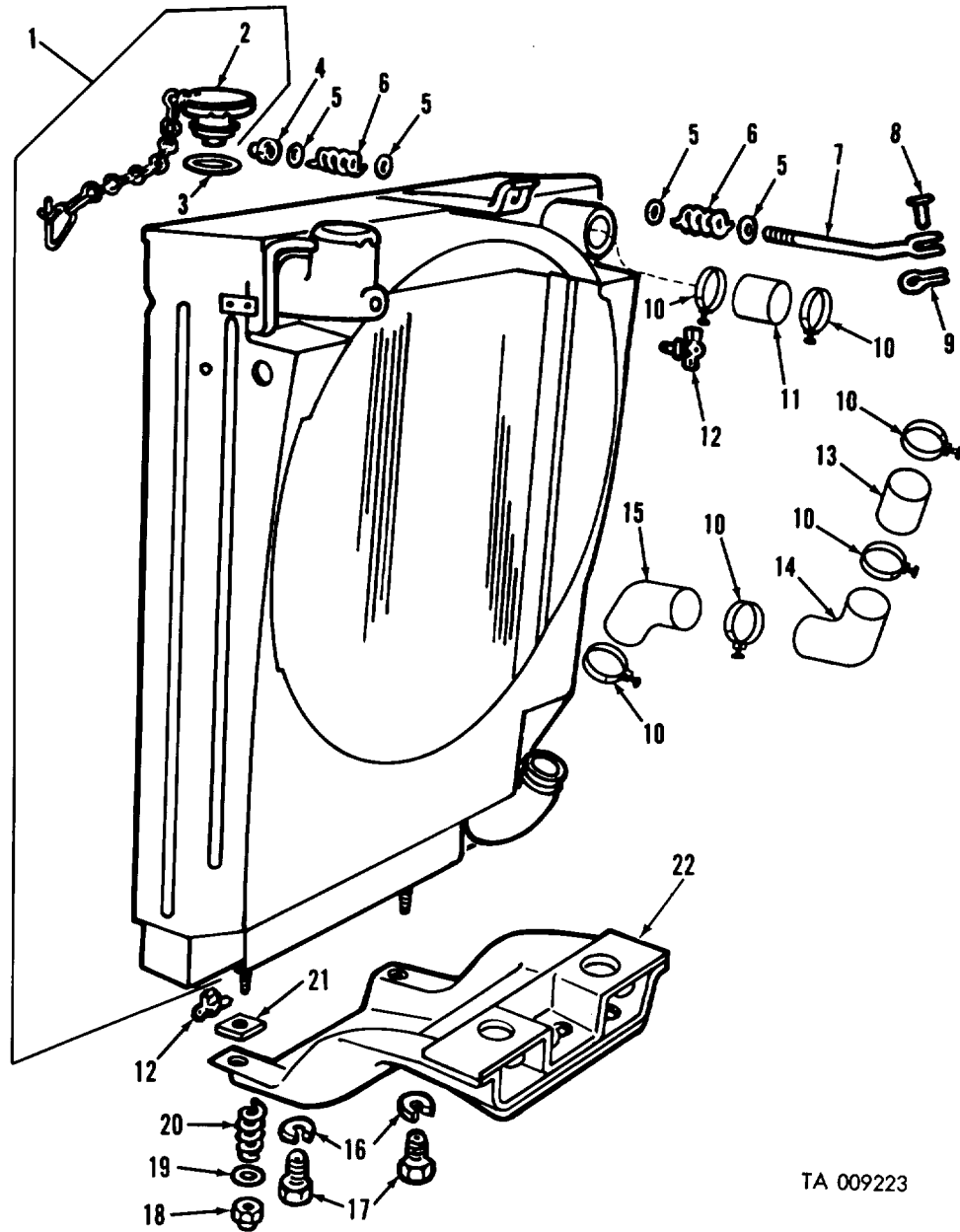


Figure 39. Vertical exhaust stack (multifuel and diesel).



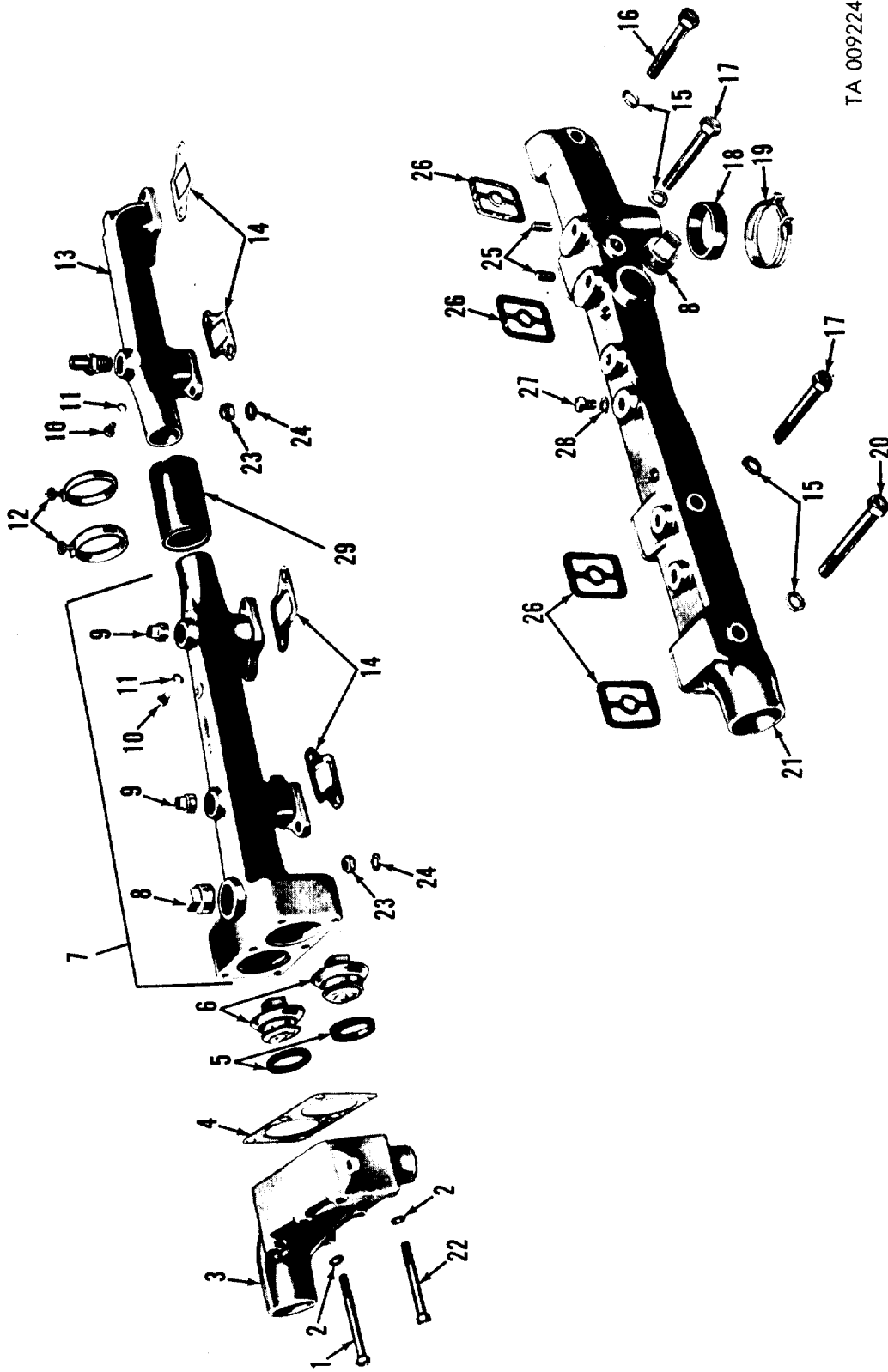
TA 009222

Figure 40. Raidiator (diesel).



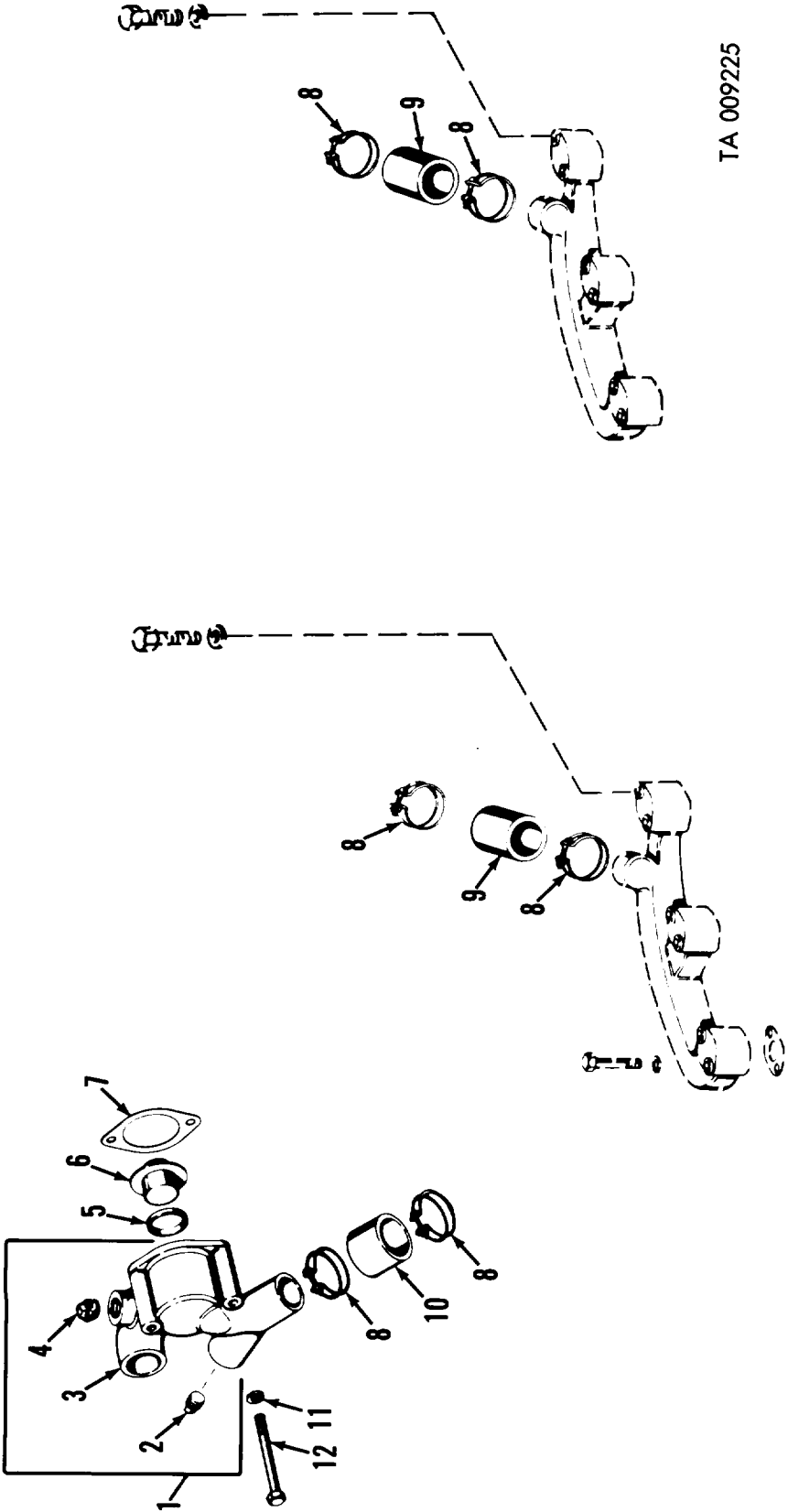
TA 009223

Figure 41. Radiator (gasoline).



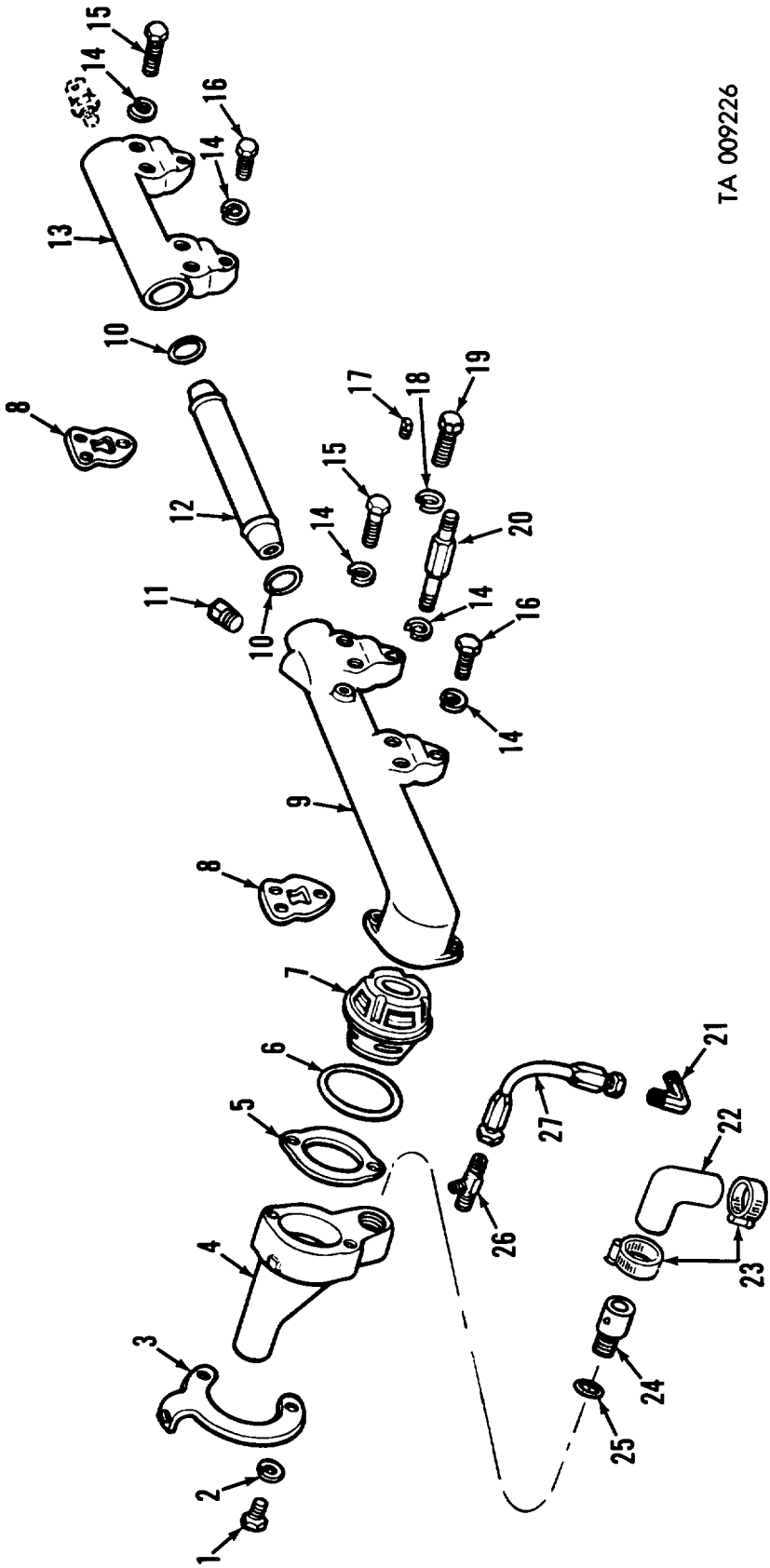
TA 009224

Figure 12. Water headers (gasoline).



TA 009225

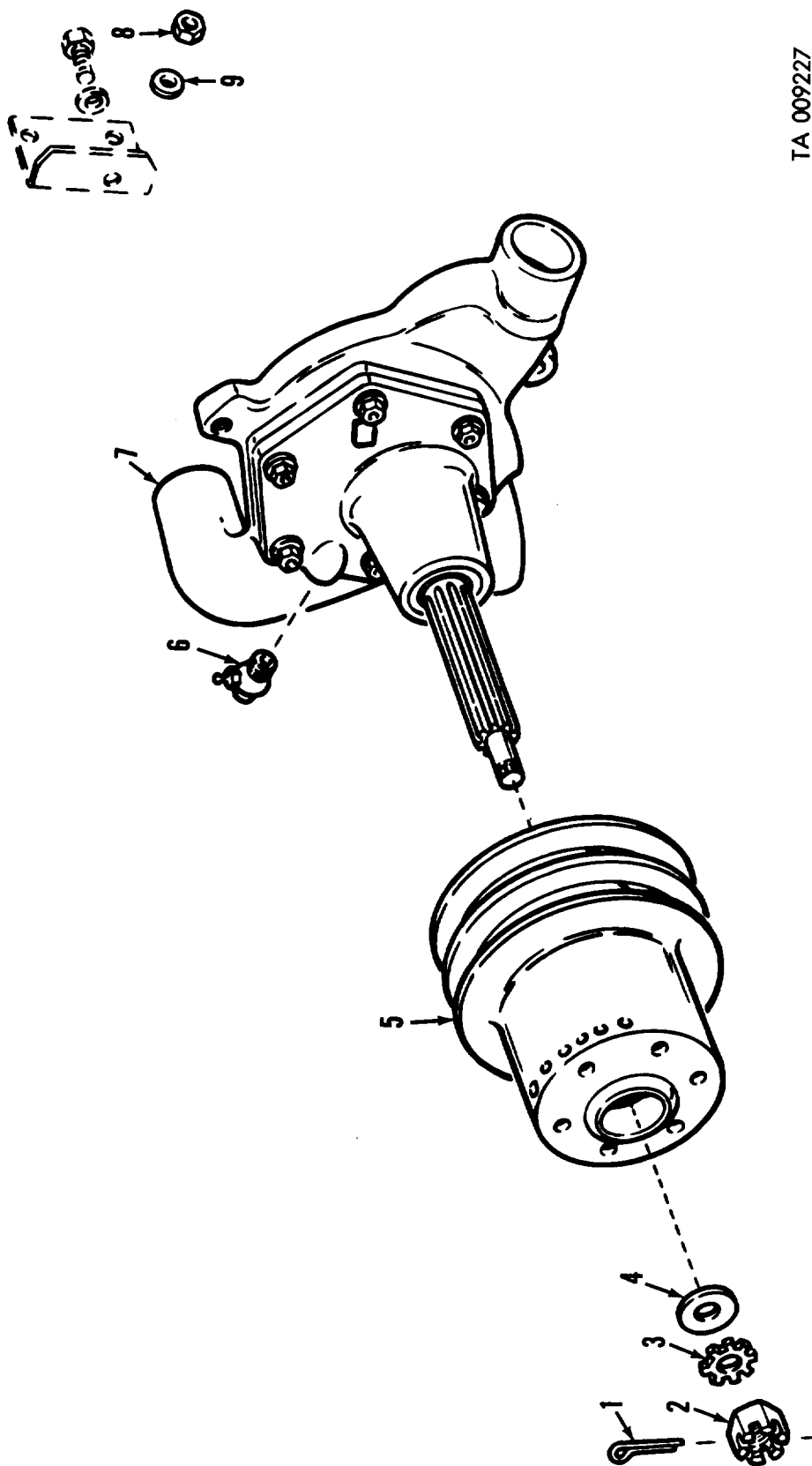
Figure 13. Thermostat housing, thermostat and water manifold hoses and clamps—multifuel.



TA 009226

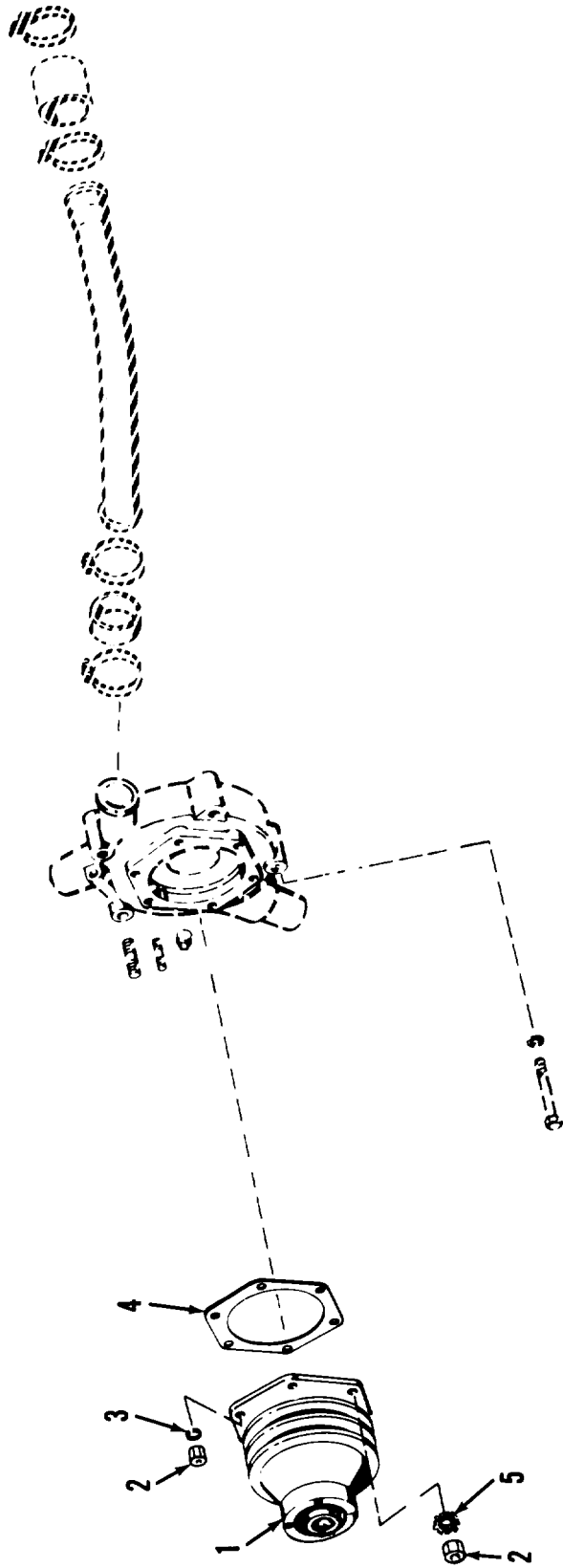
Figure 11. Water header, thermostat and related parts—diesel.





TA 009227

Figure 45. Water pump assembly (gasoline).



TA 009228

Figure 46. Water pump and related parts (multi-fuel).

TA 009229

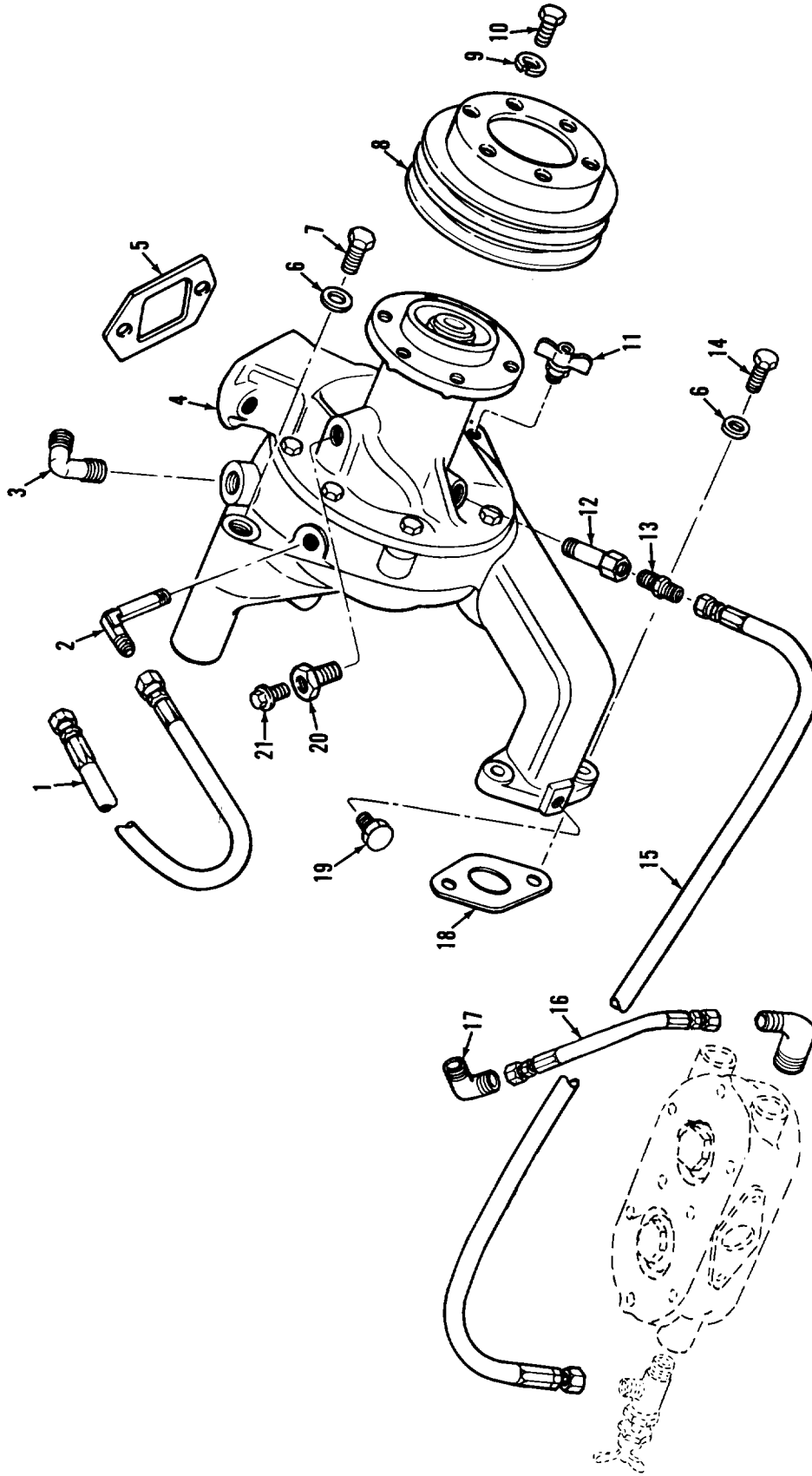
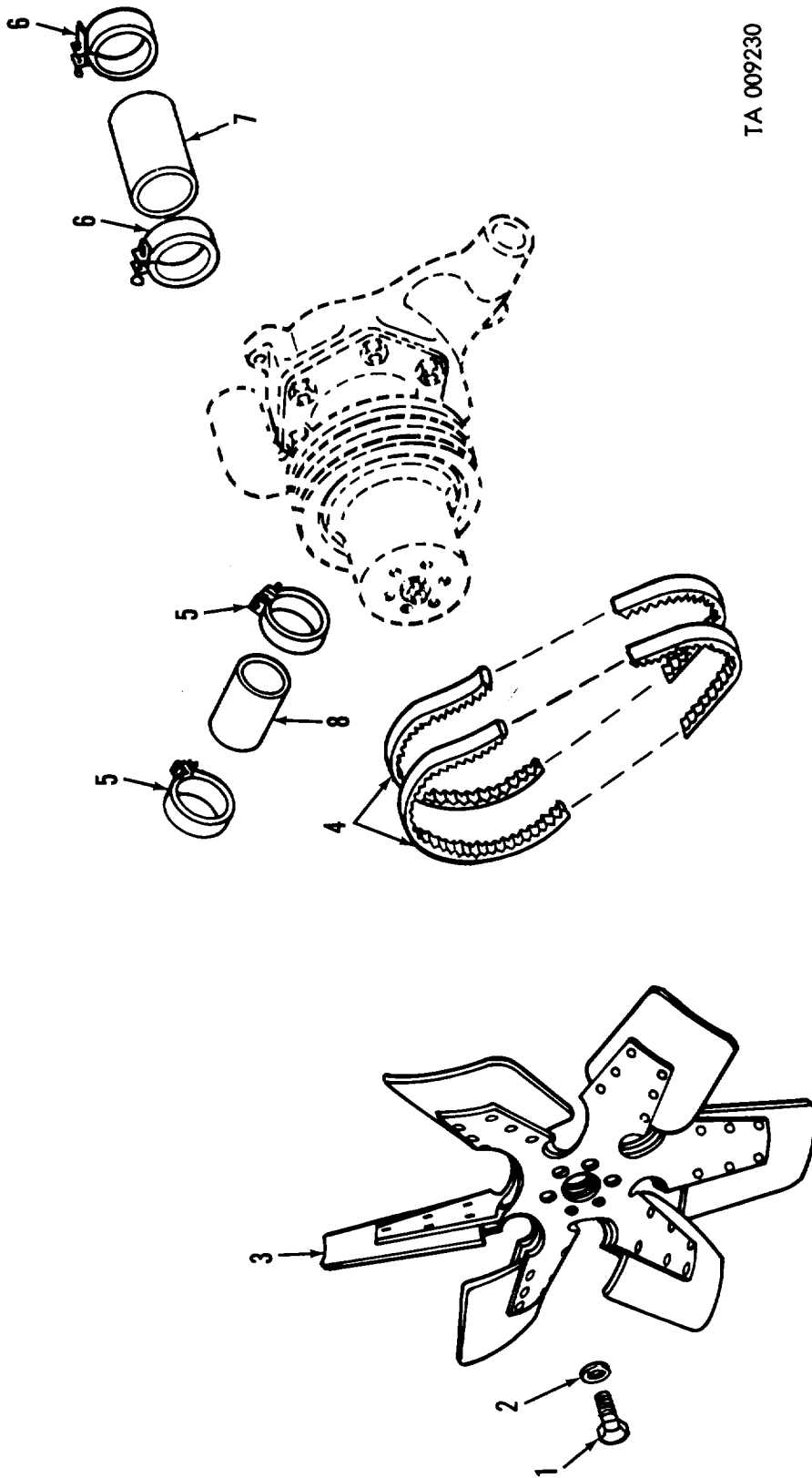
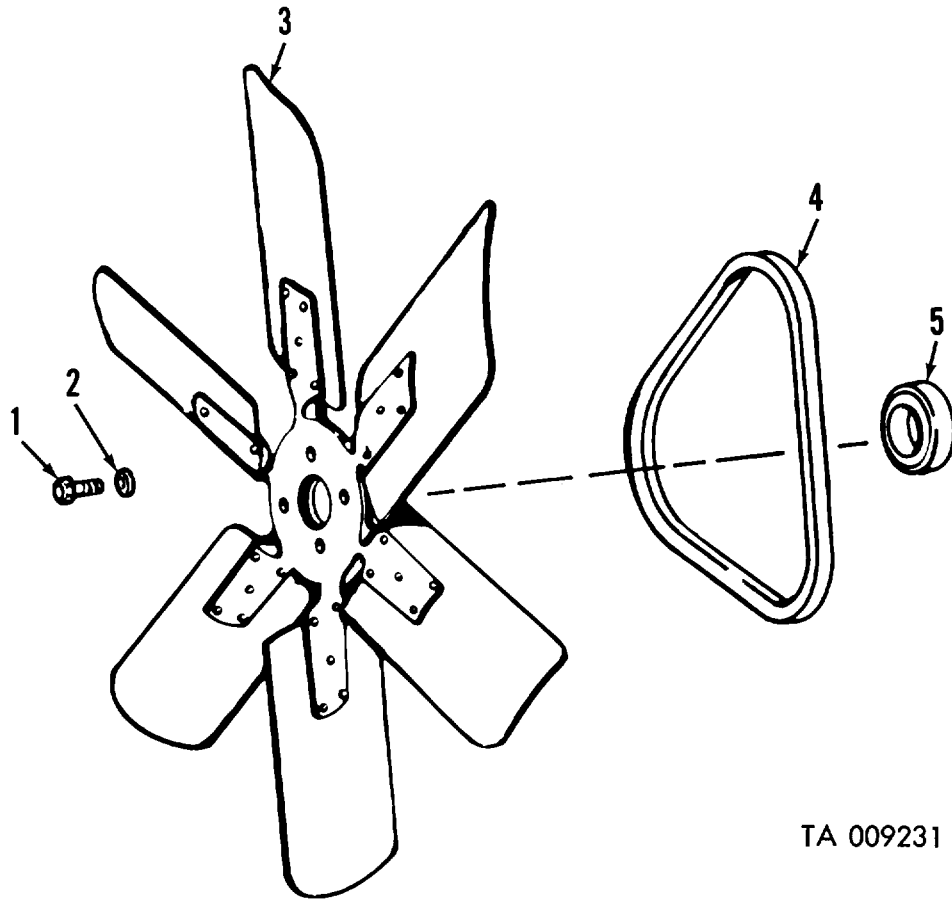


Figure 47. Water pump assembly and related parts—diesel.



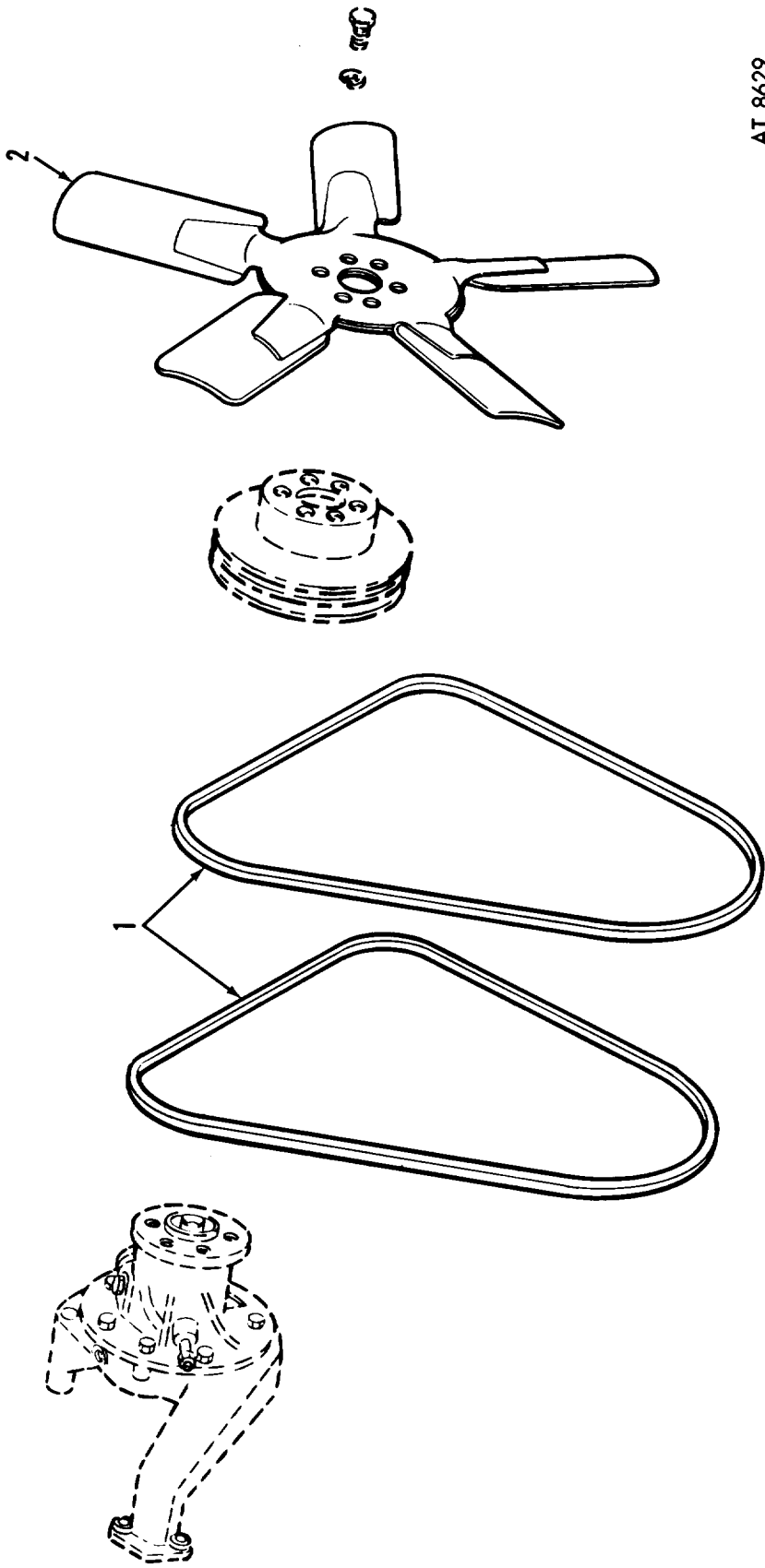
TA 009230

Figure 18. Fan belts and accessories (gasoline).



TA 009231

*Figure 49. Engine fan, belts and related parts—multifuel.*



AT 8629

Figure 50. Fan assembly and related parts—diesel.

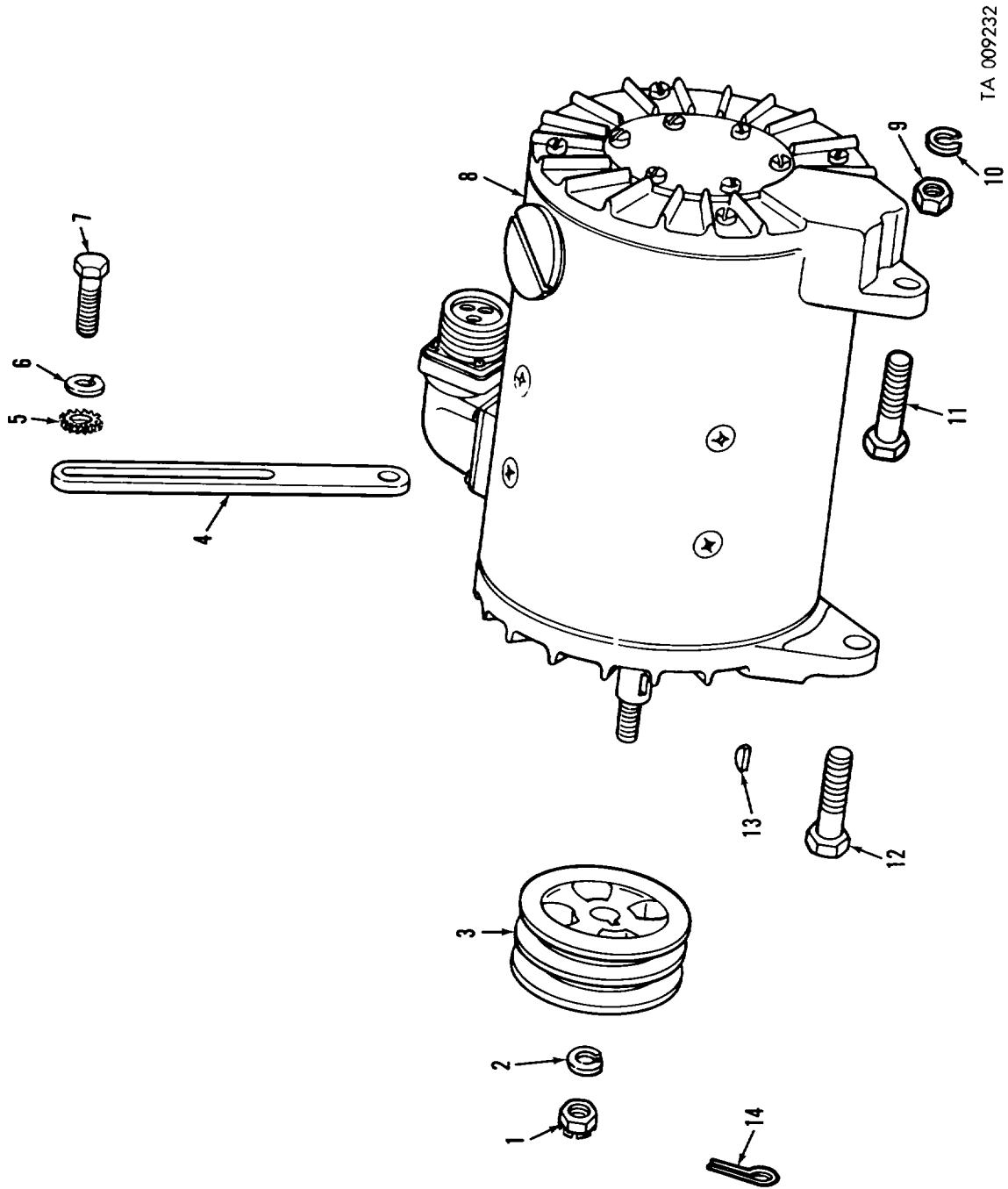
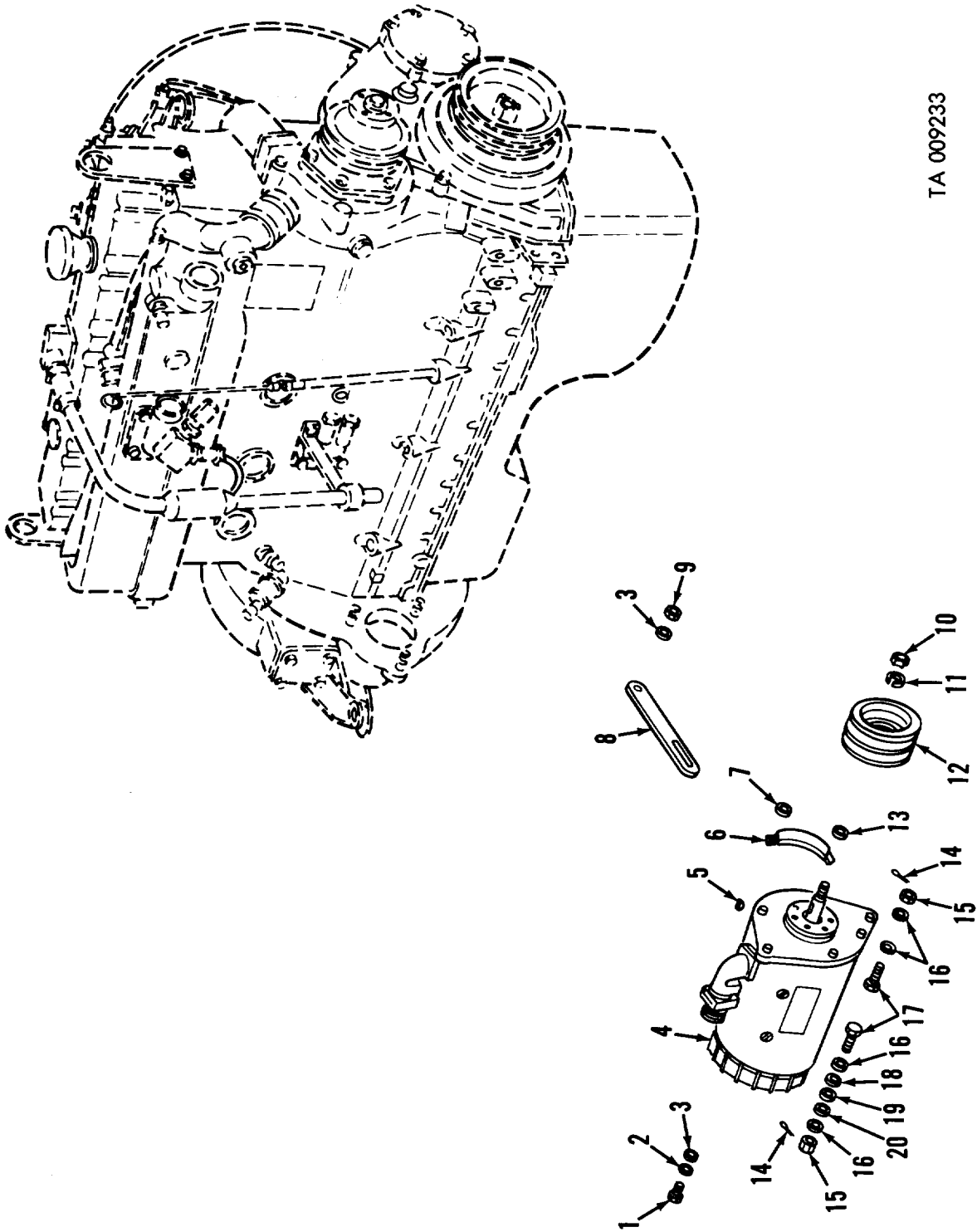


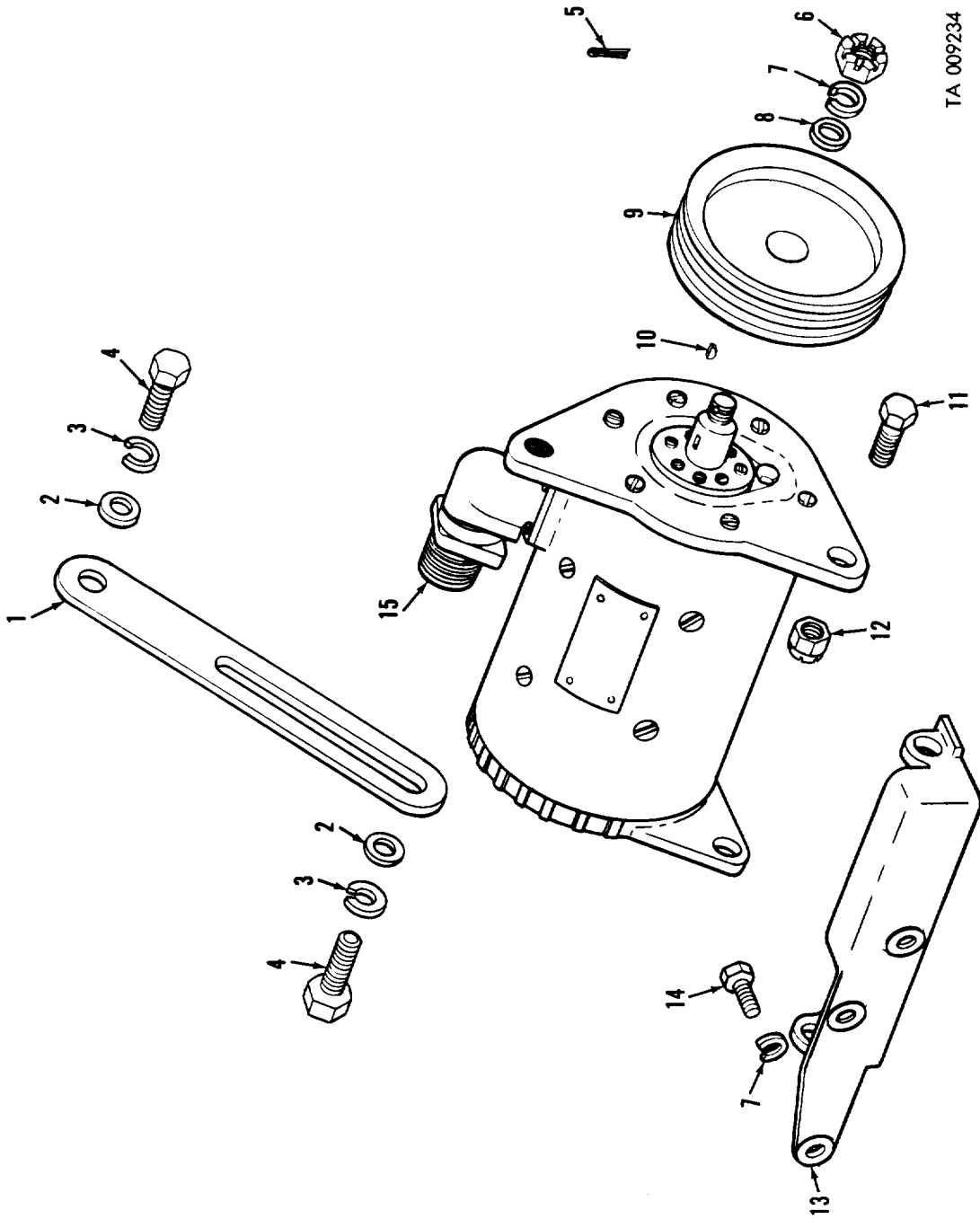
Figure 51. Generator assembly (gasoline).



TA 009233

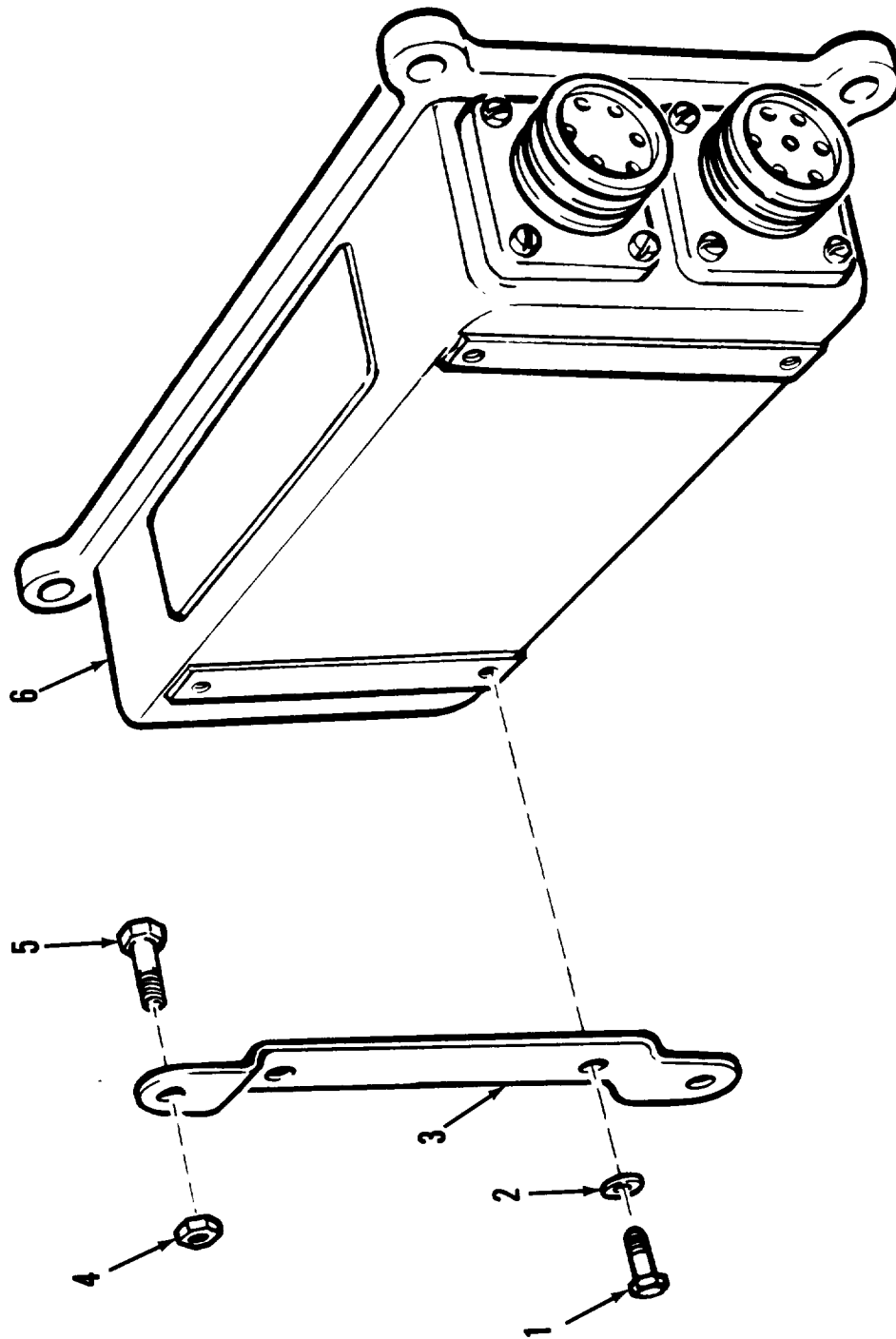
Figure 52. Generator, engine assembly—multifuel.





TA 009234

Figure 53. Generator assembly and related parts—diesel.



AT 47157

Figure 5-1. Generator regulator.

TA 009235

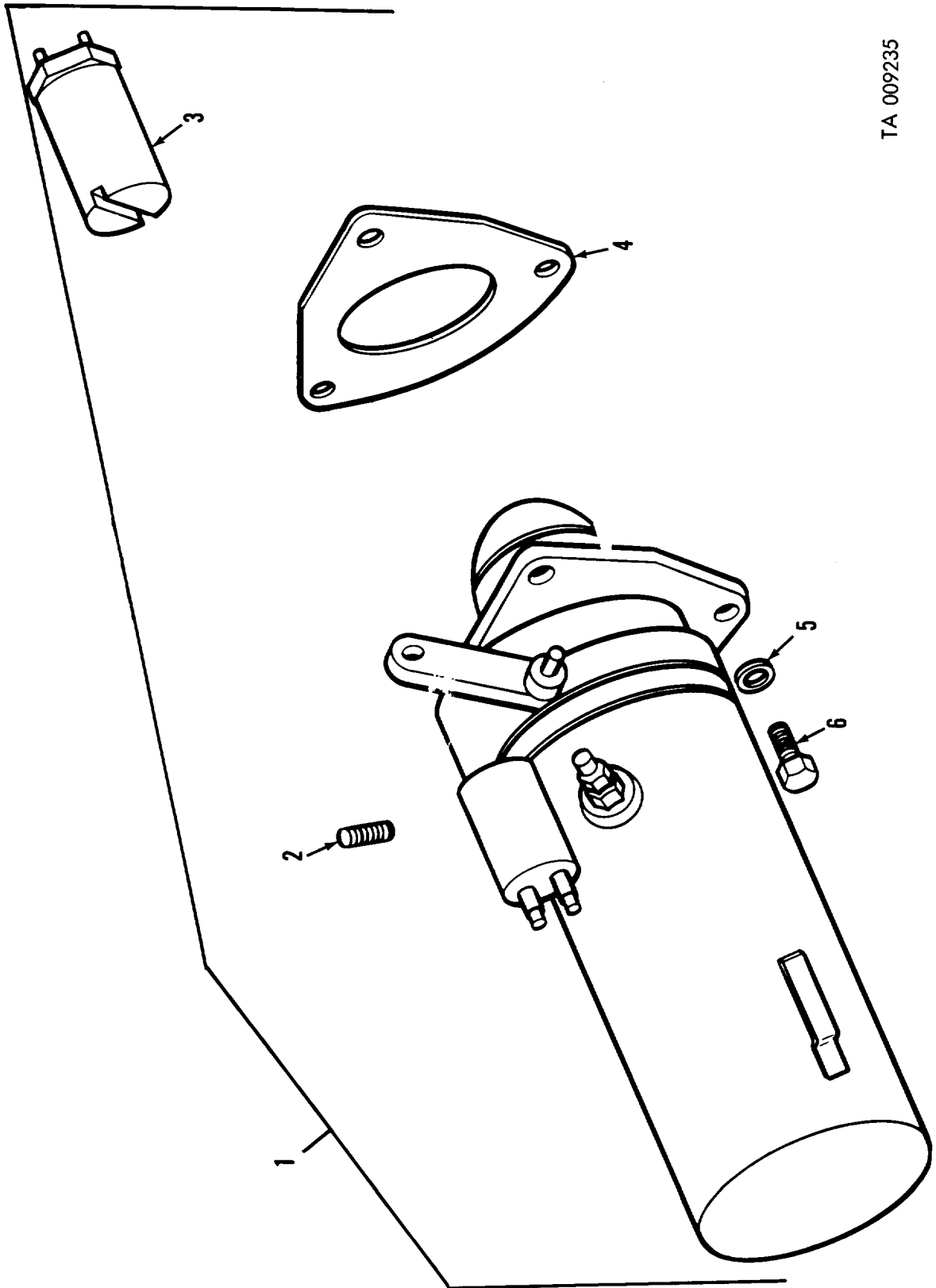
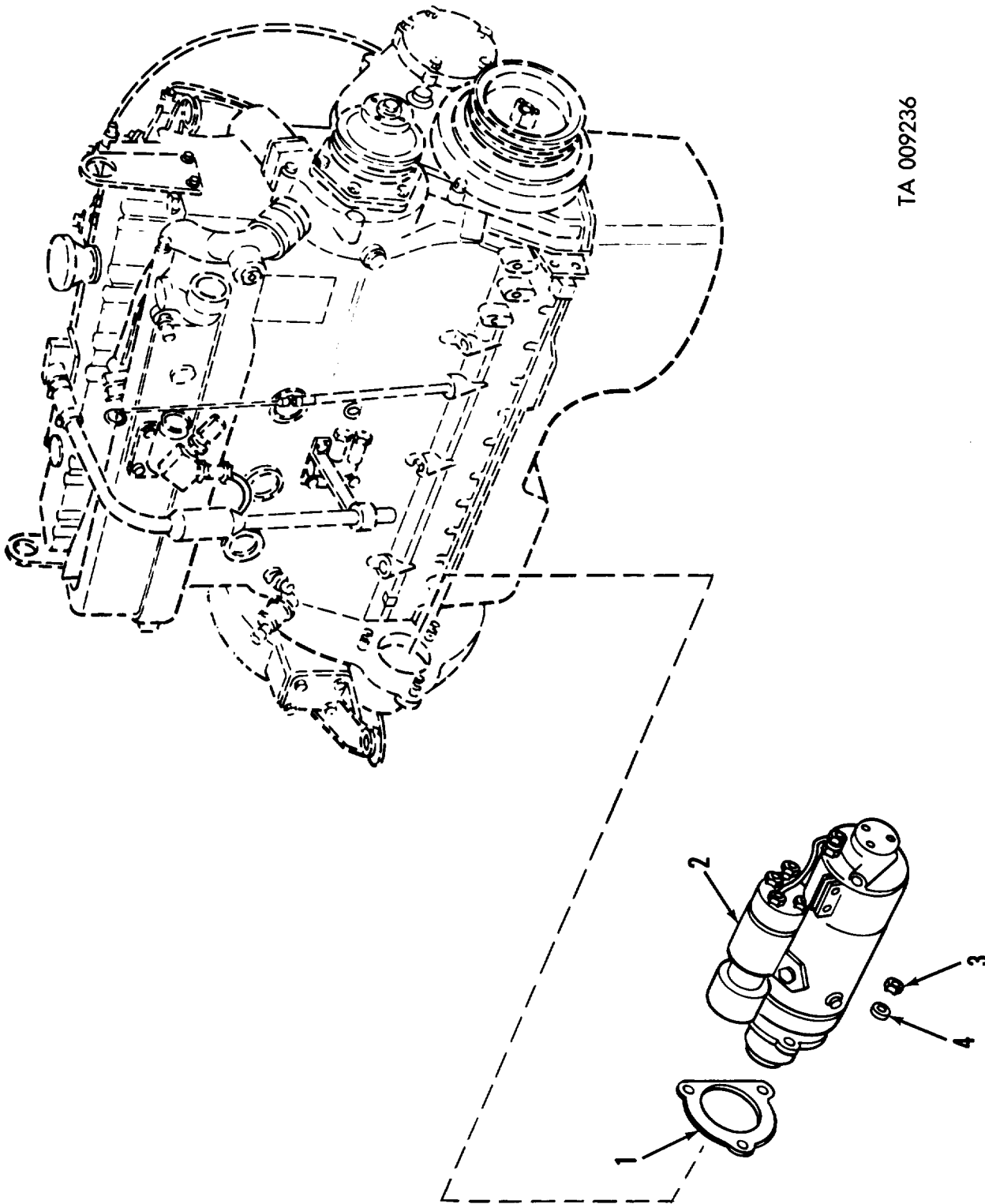


Figure 55. Starter assembly (gasoline).



TA 009236

Figure 56. Starting motor, engine assembly—multifuel.

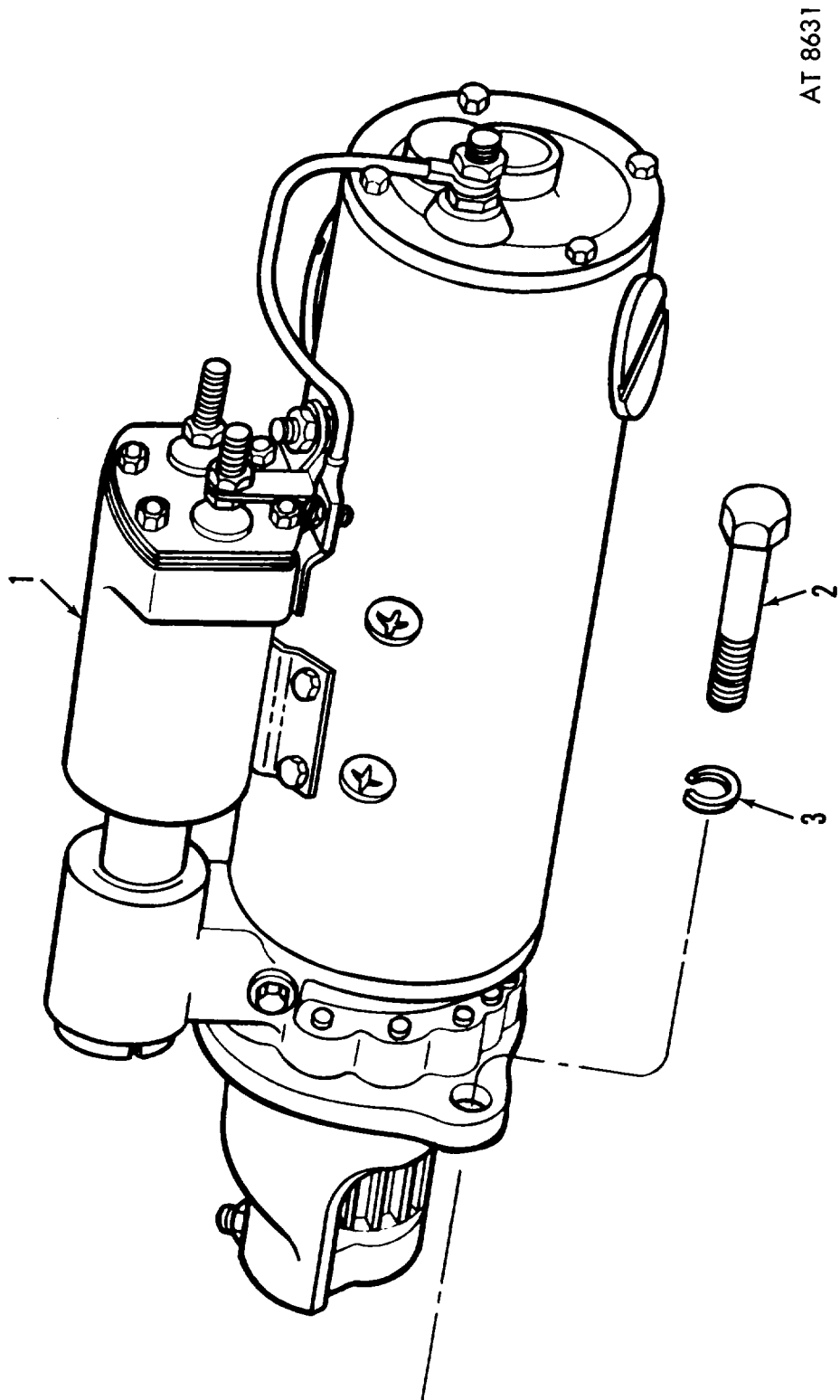
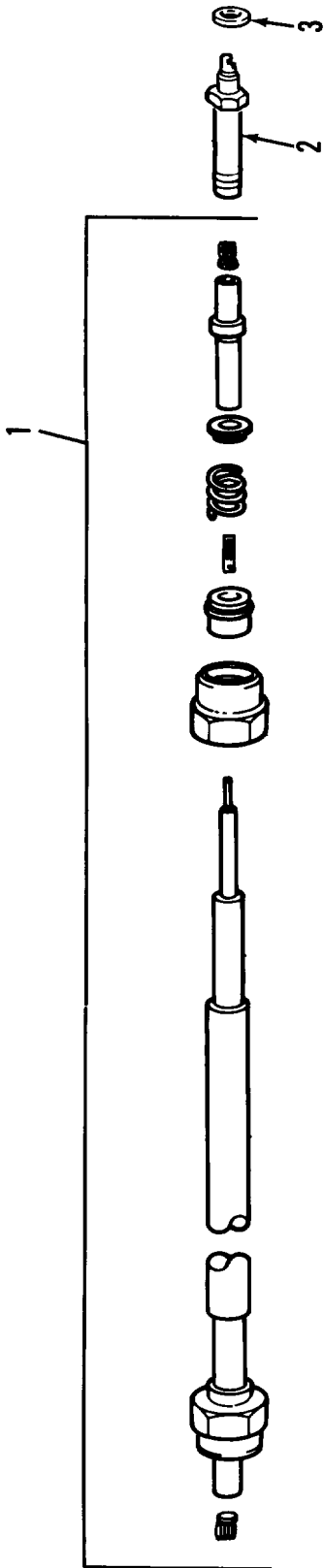
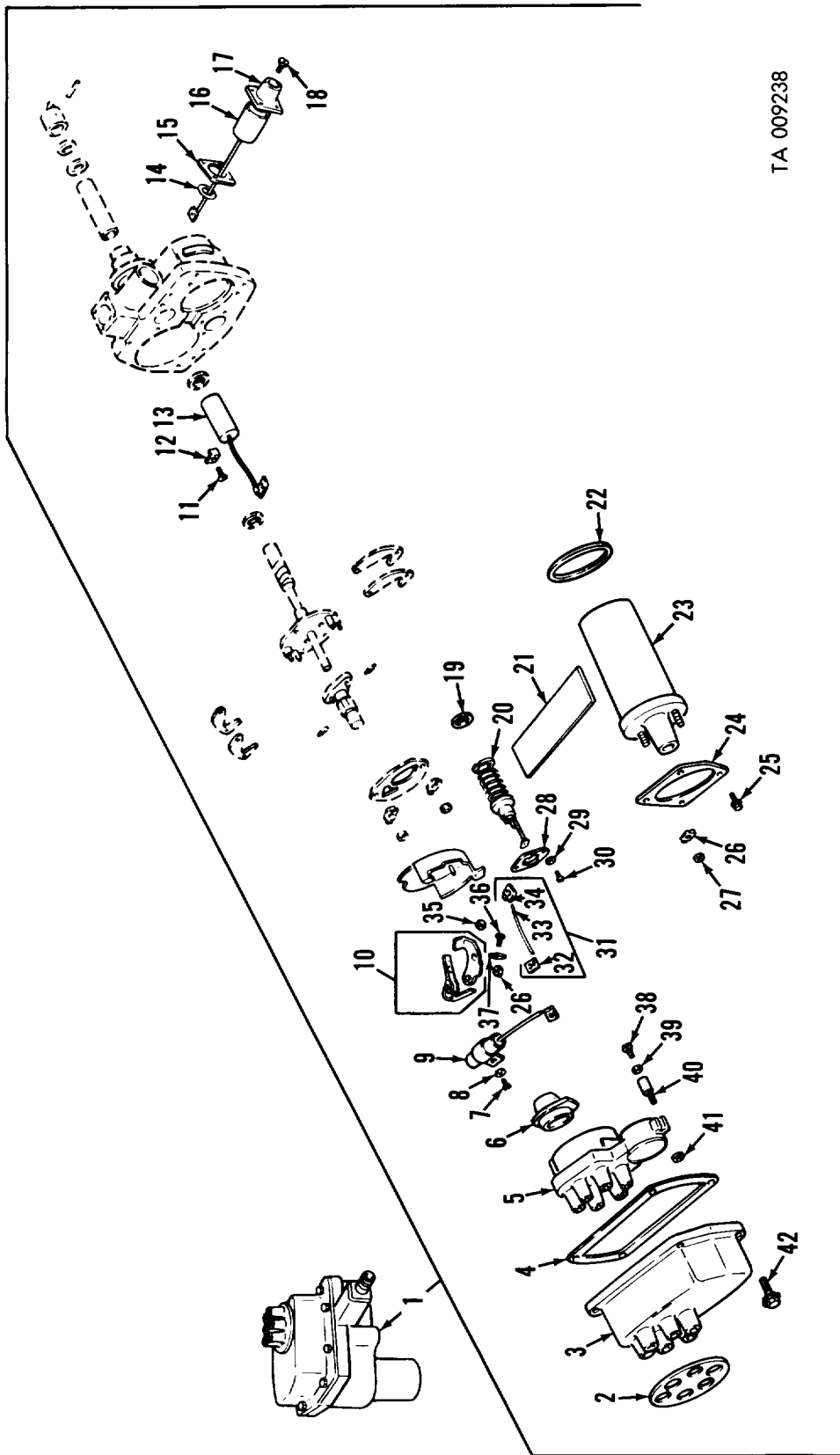


Figure 57. Starter assembly and related parts—diesel.



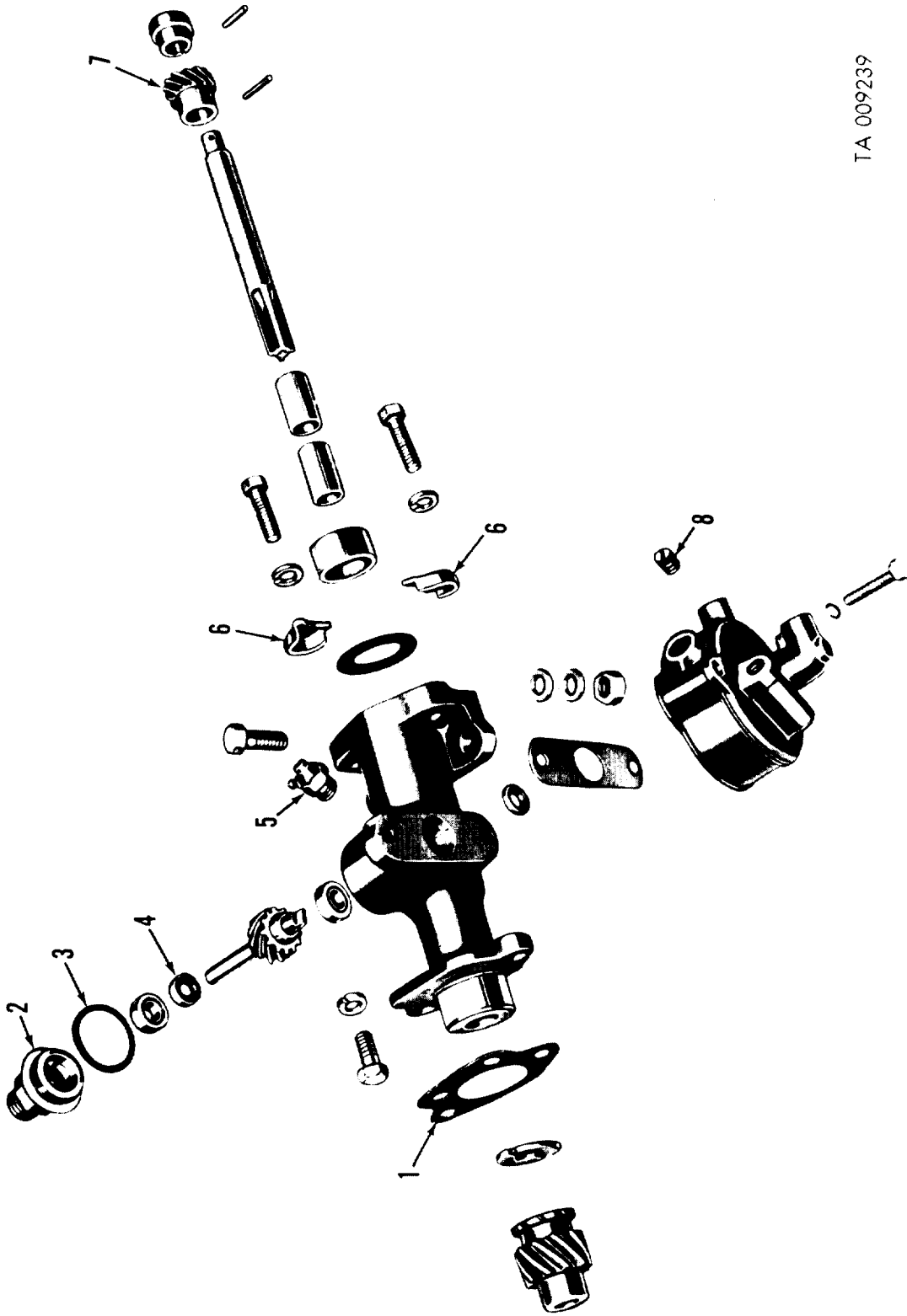
TA 009237

Figure 58. Spark plug and cables (gasoline).



TA 009238

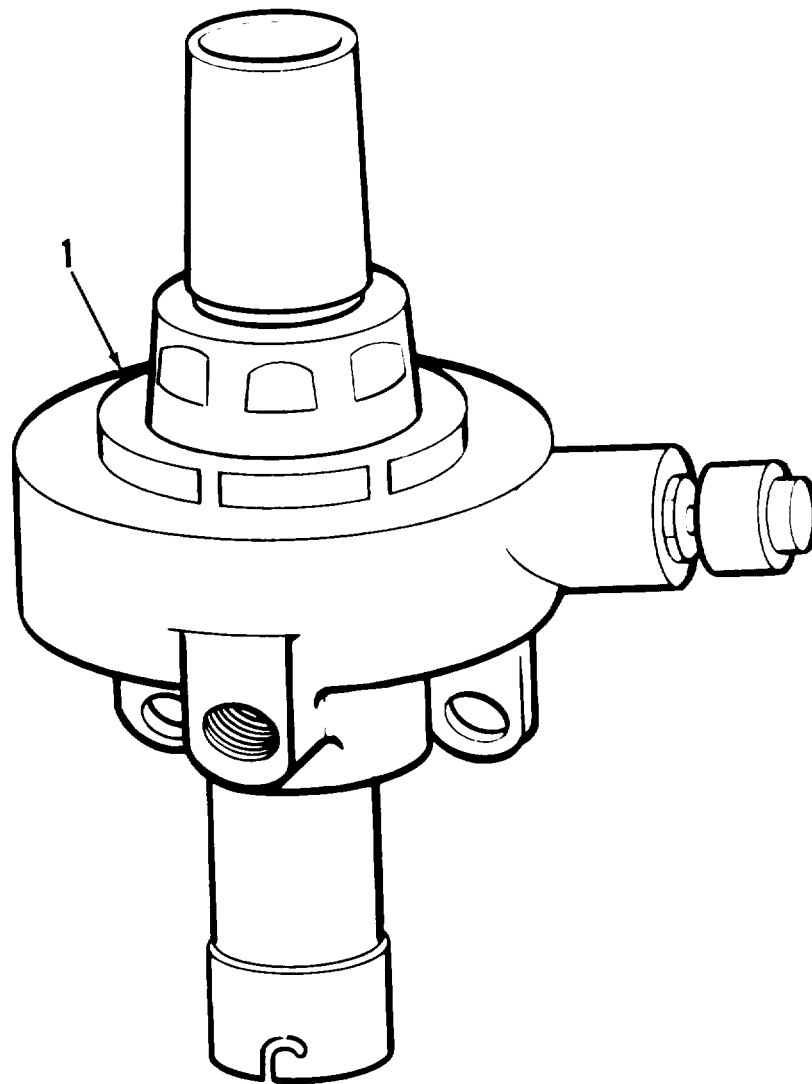
Figure 59. Distributor assembly (gasoline).



TA 009239

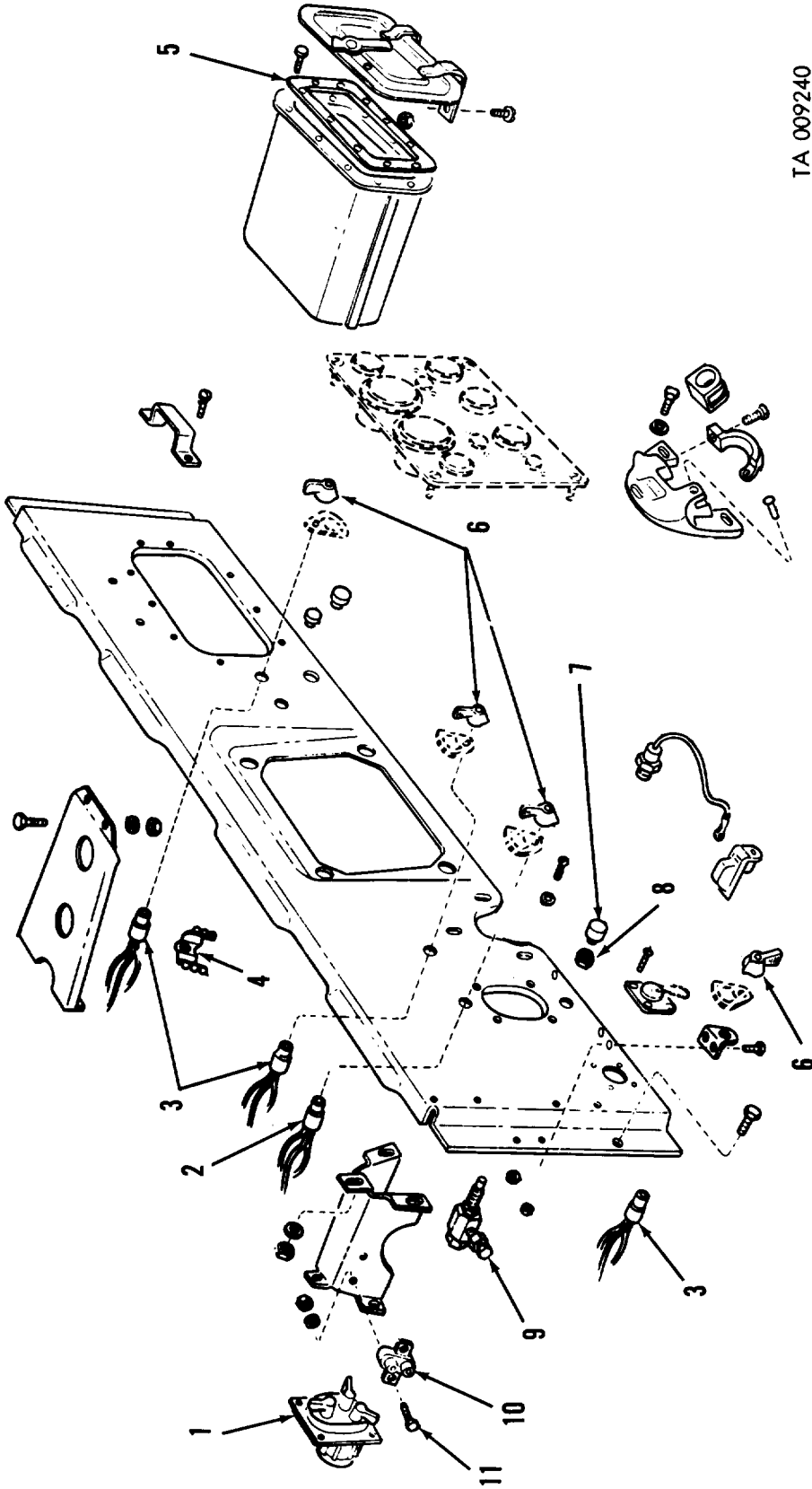
Figure 60. Distributor drive housing and governor valve (gasoline).





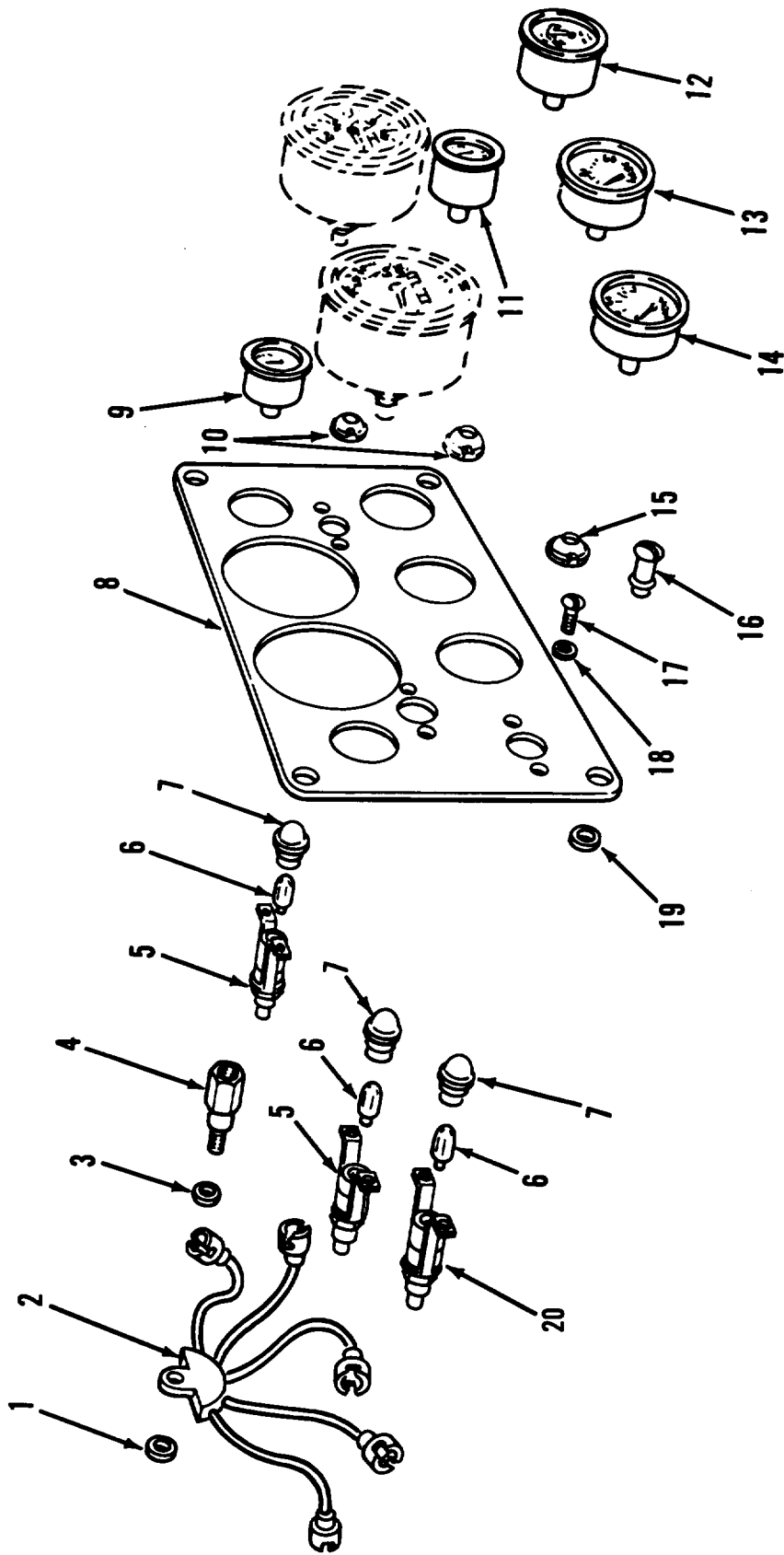
AT 47158

*Figure 61. Low air pressure switch.*



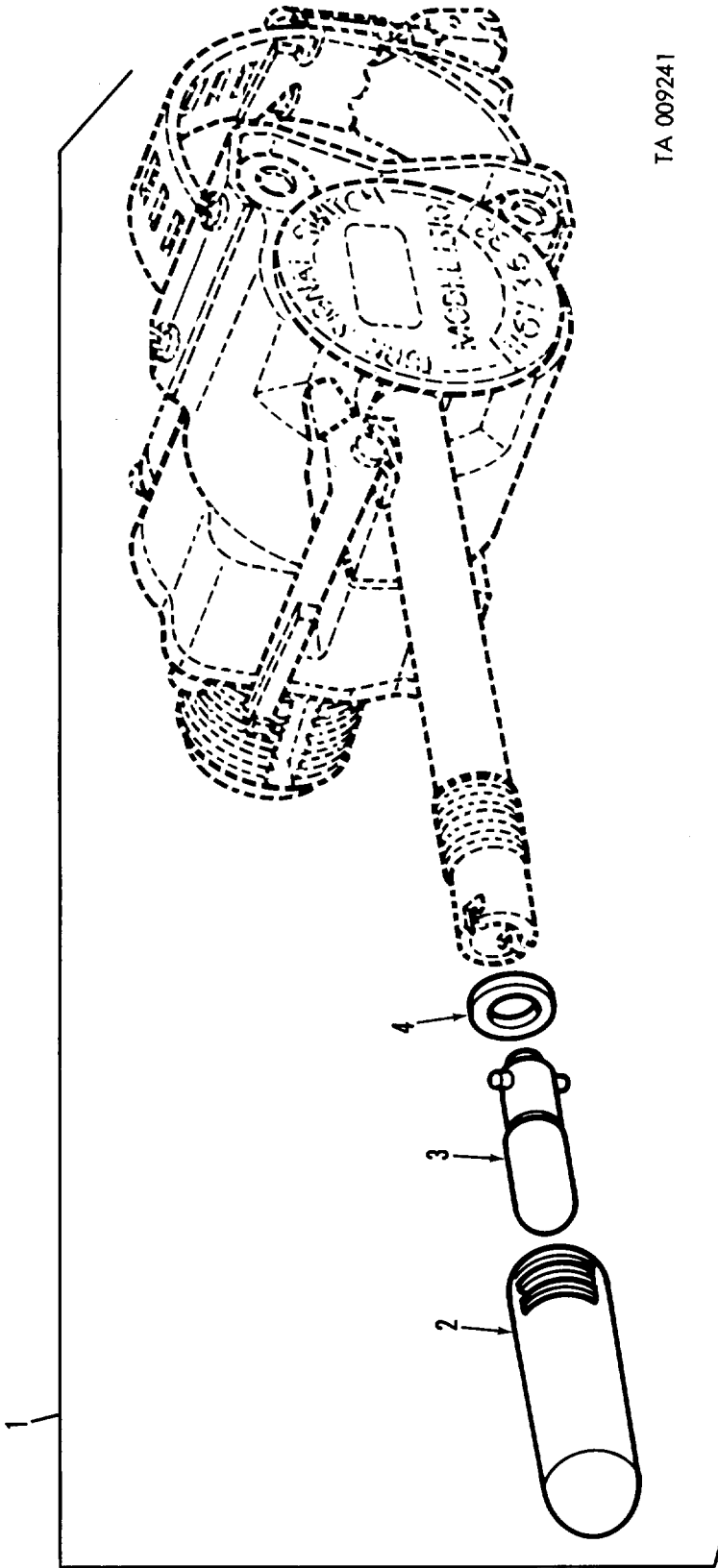
TA 009240

Figure 62. Instrument panel.



AT 47160

Figure 63. Instrument cluster.



TA 009241

Figure 64. Turn signal control.

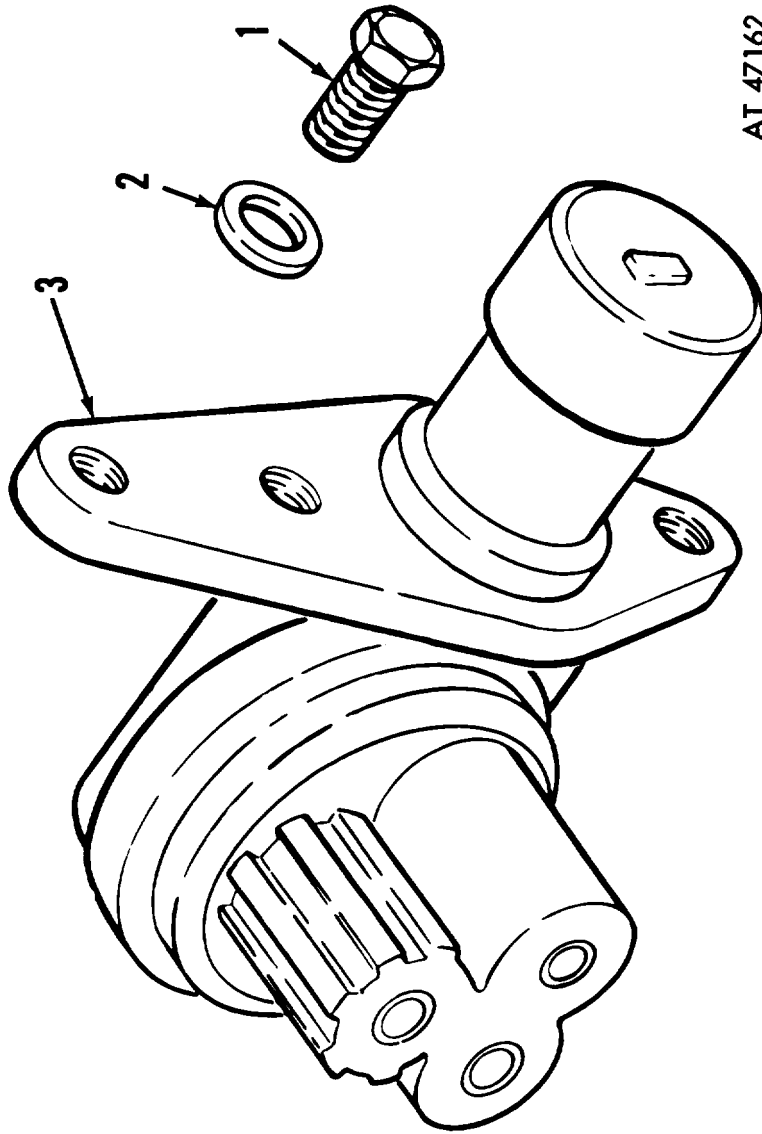
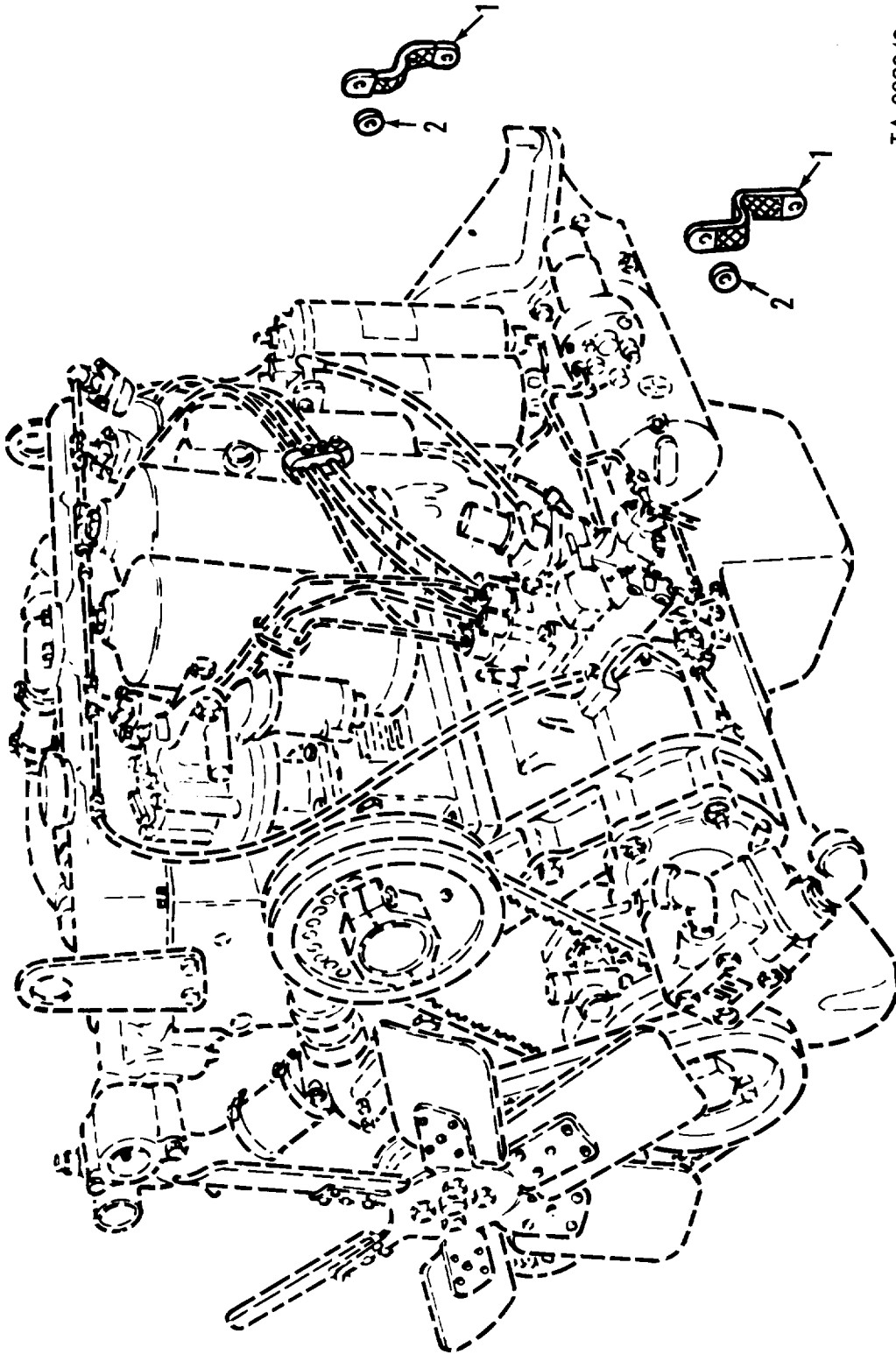
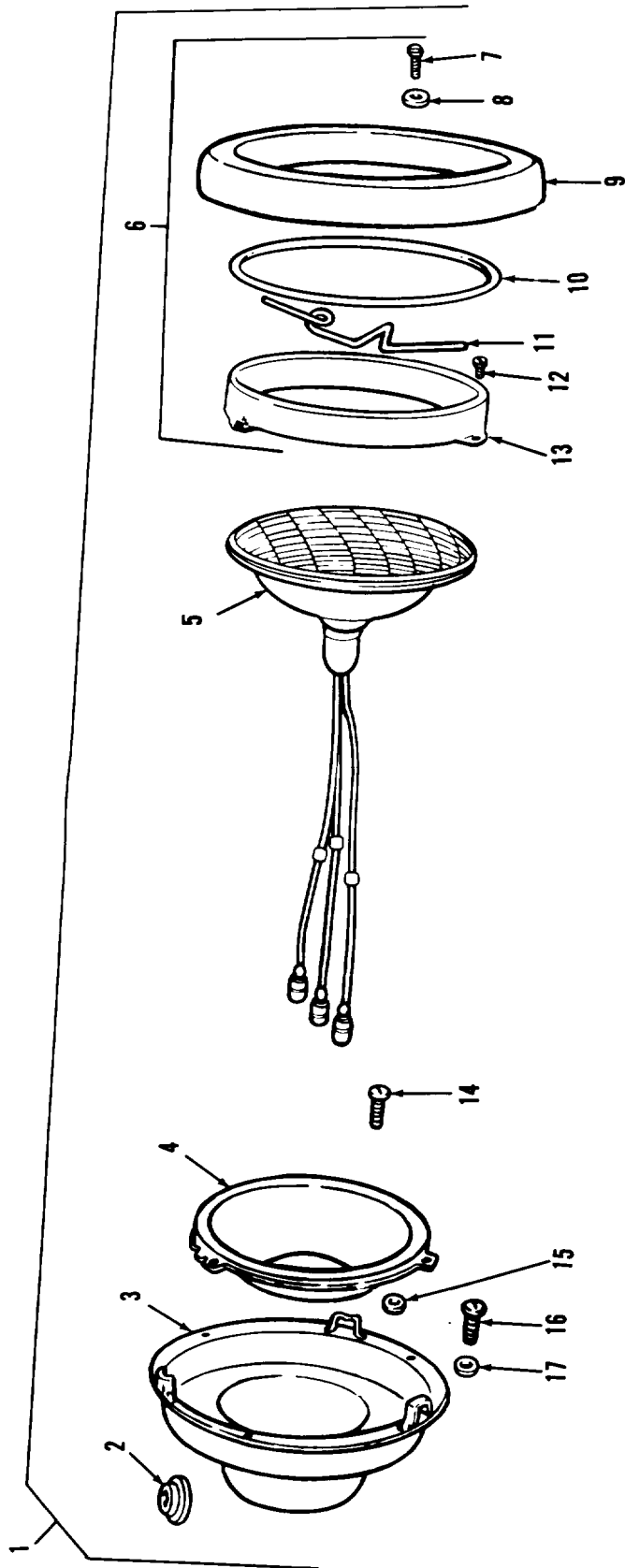


Figure 65. Headlight beam selector switch.



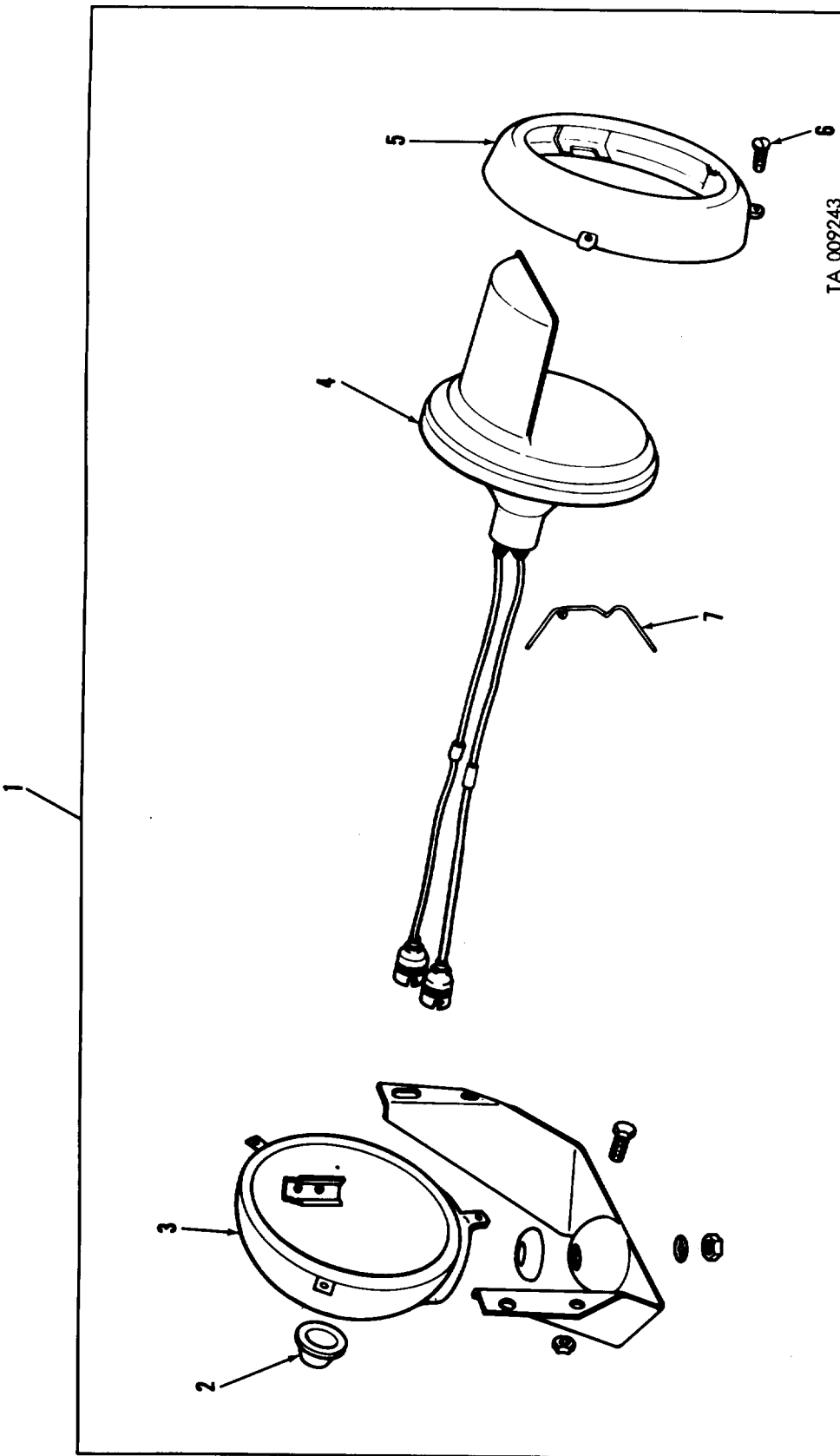
TA 009242

Figure 66. Engine ground strap—multifuel.



AT 47163

Figure 67. Headlight assembly.



TA 009243

Figure 68. Blackout headlight assembly.



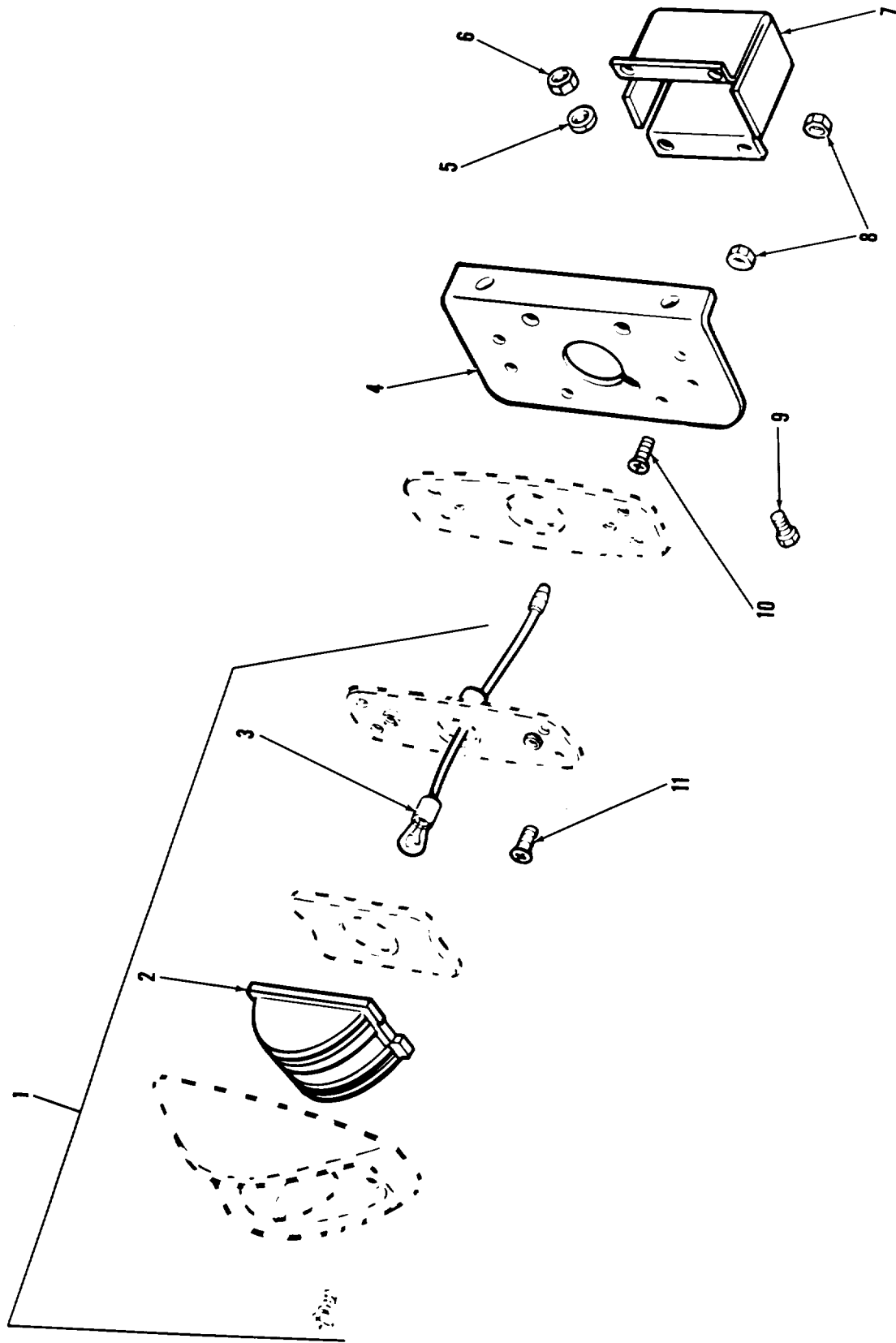
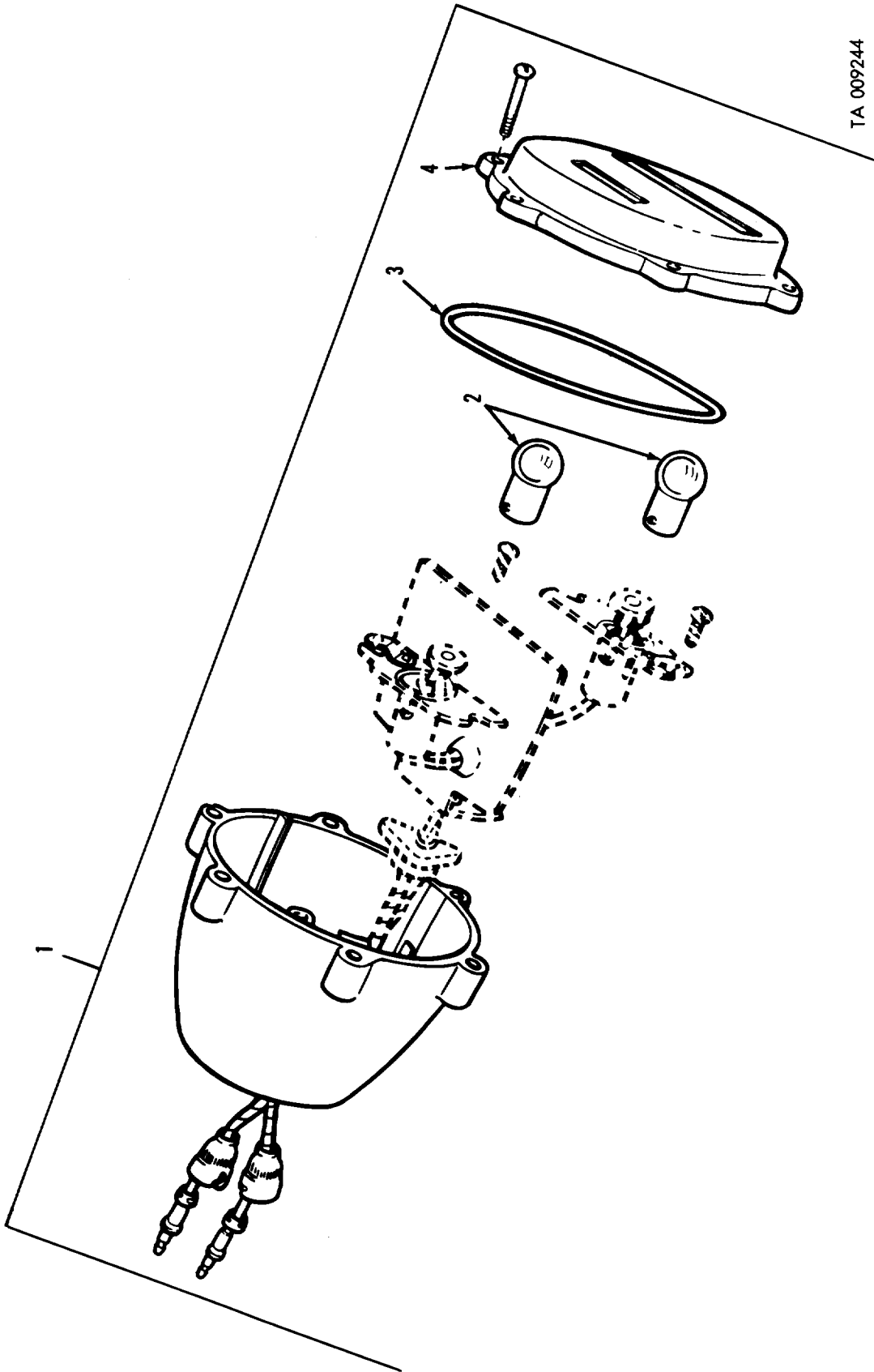


Figure 69. Marker light assembly (special lighting).



TA 009244

Figure 70. Stoplight-tailight assembly (right).

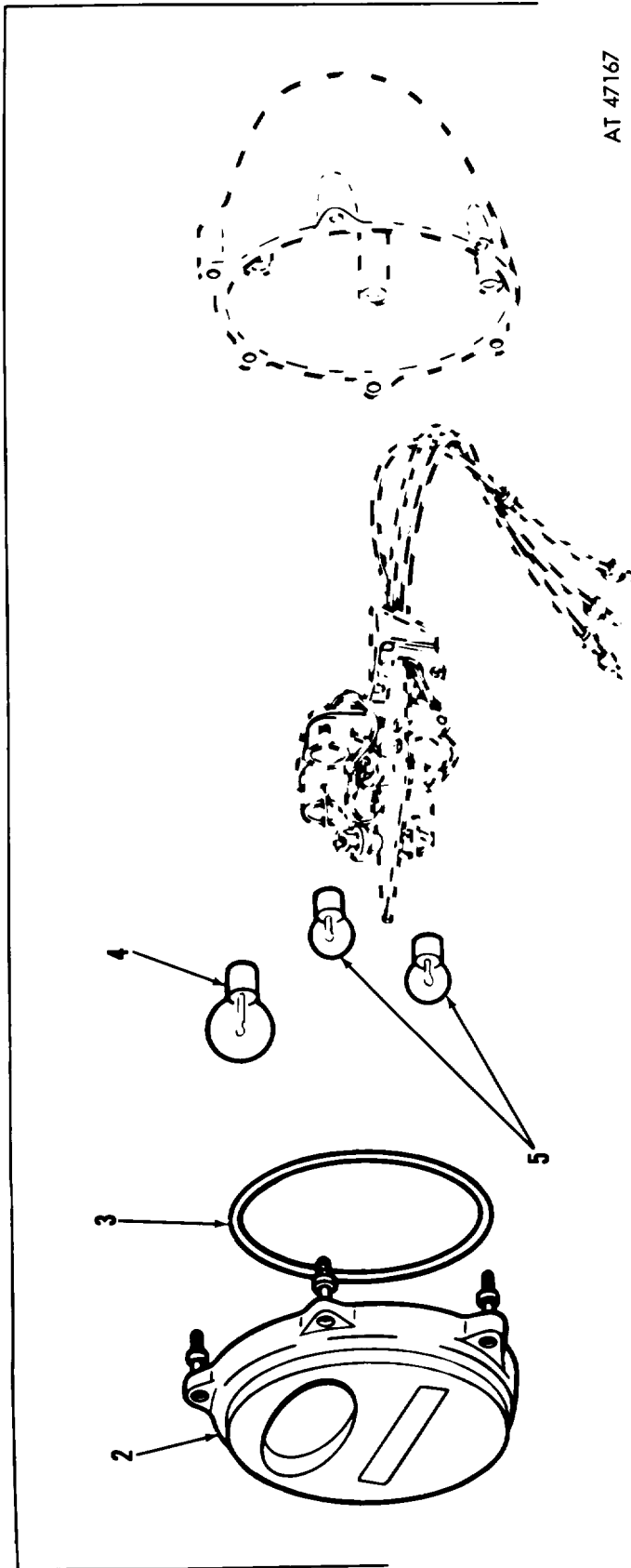


Figure 71. Stoplight-tailight assembly (left).

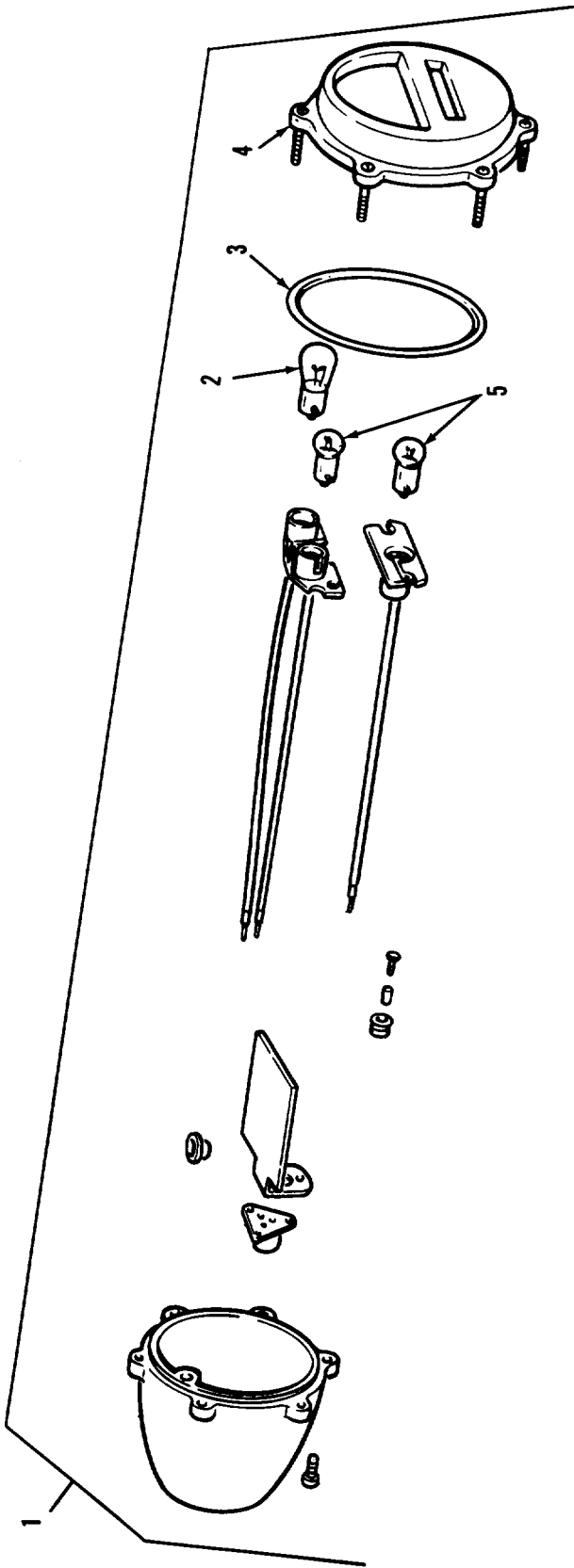
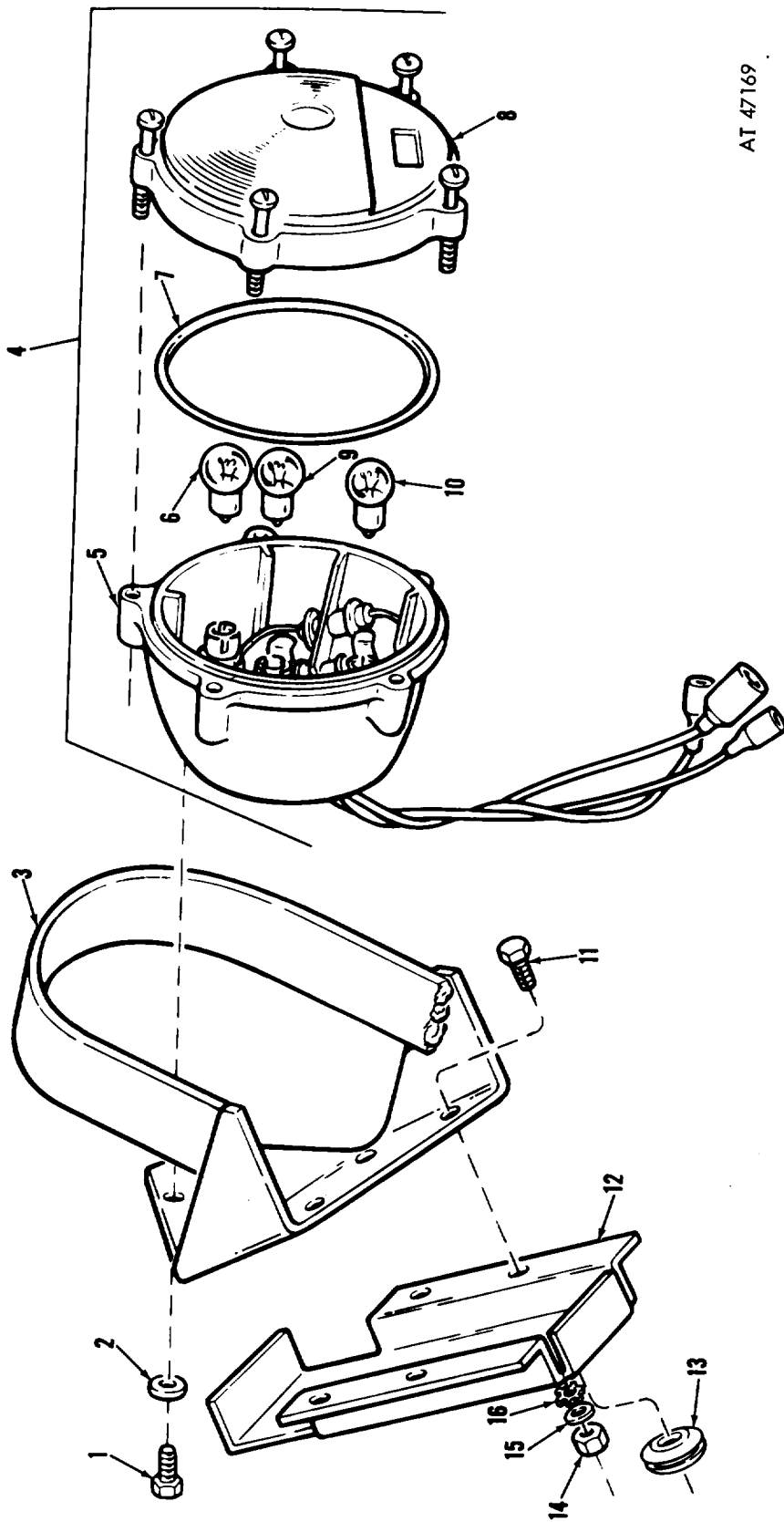


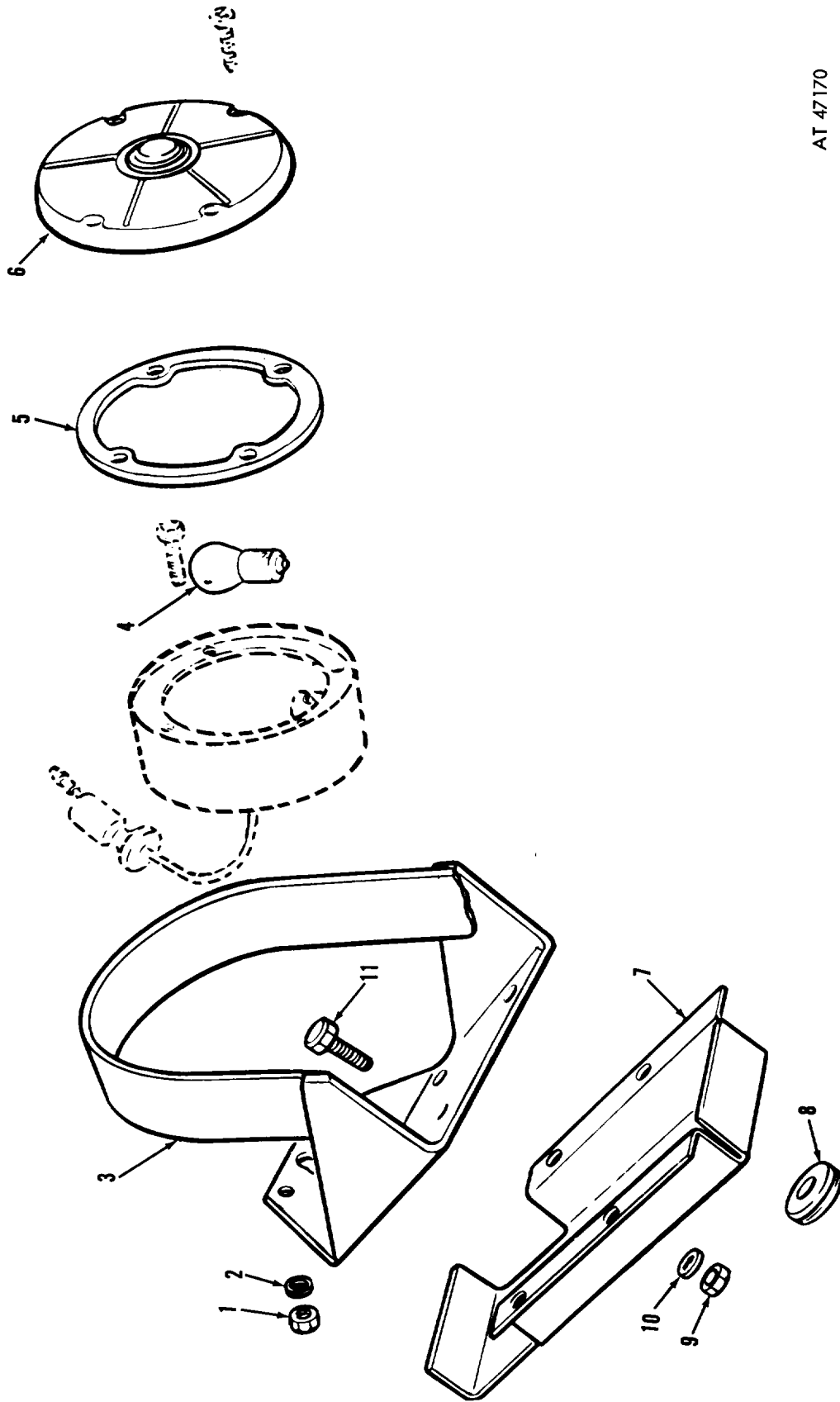
Figure 72. Turn signal and blackout marker light.

TA 009245



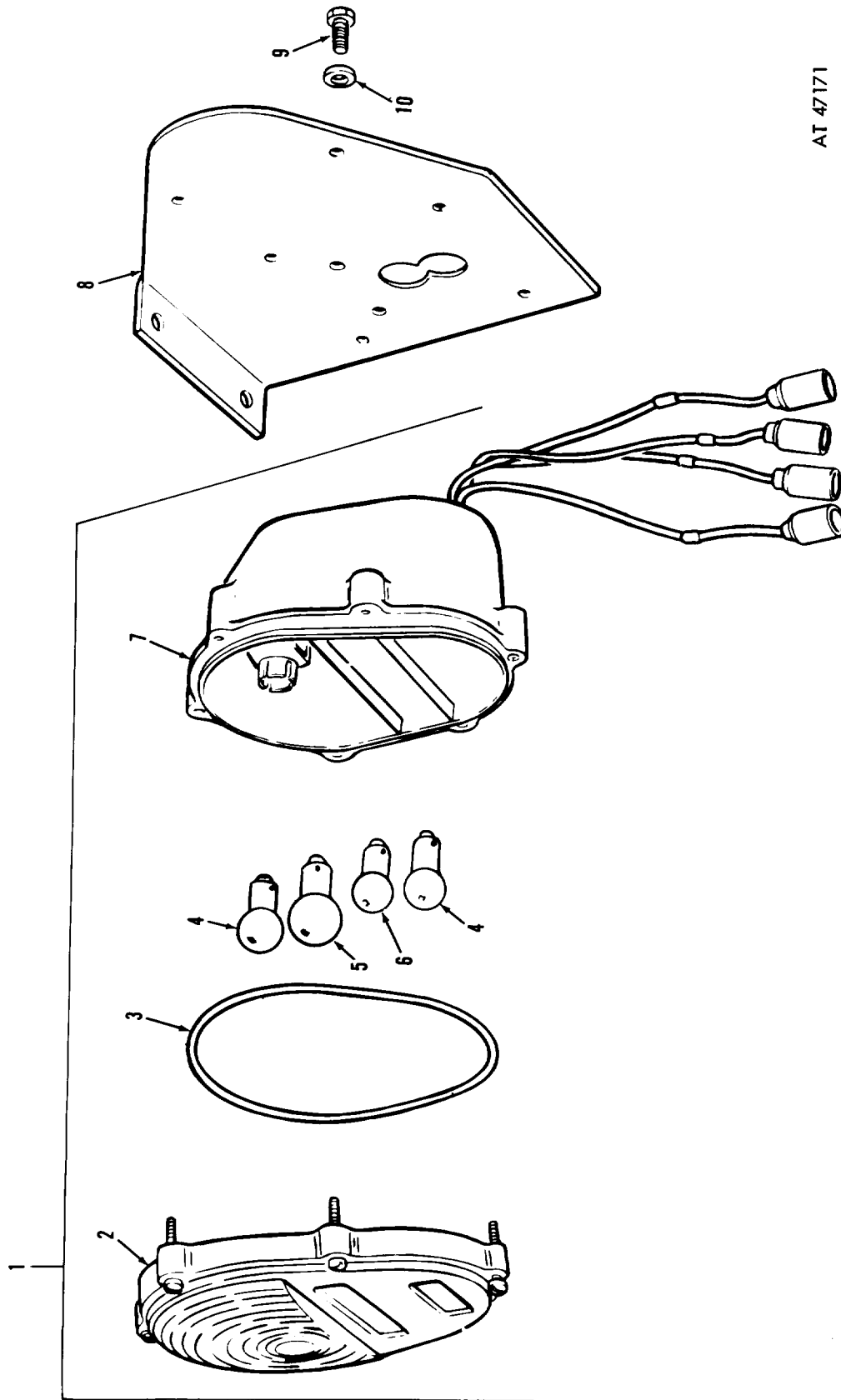
AT 47169

Figure 73. Front composite light (special lighting).



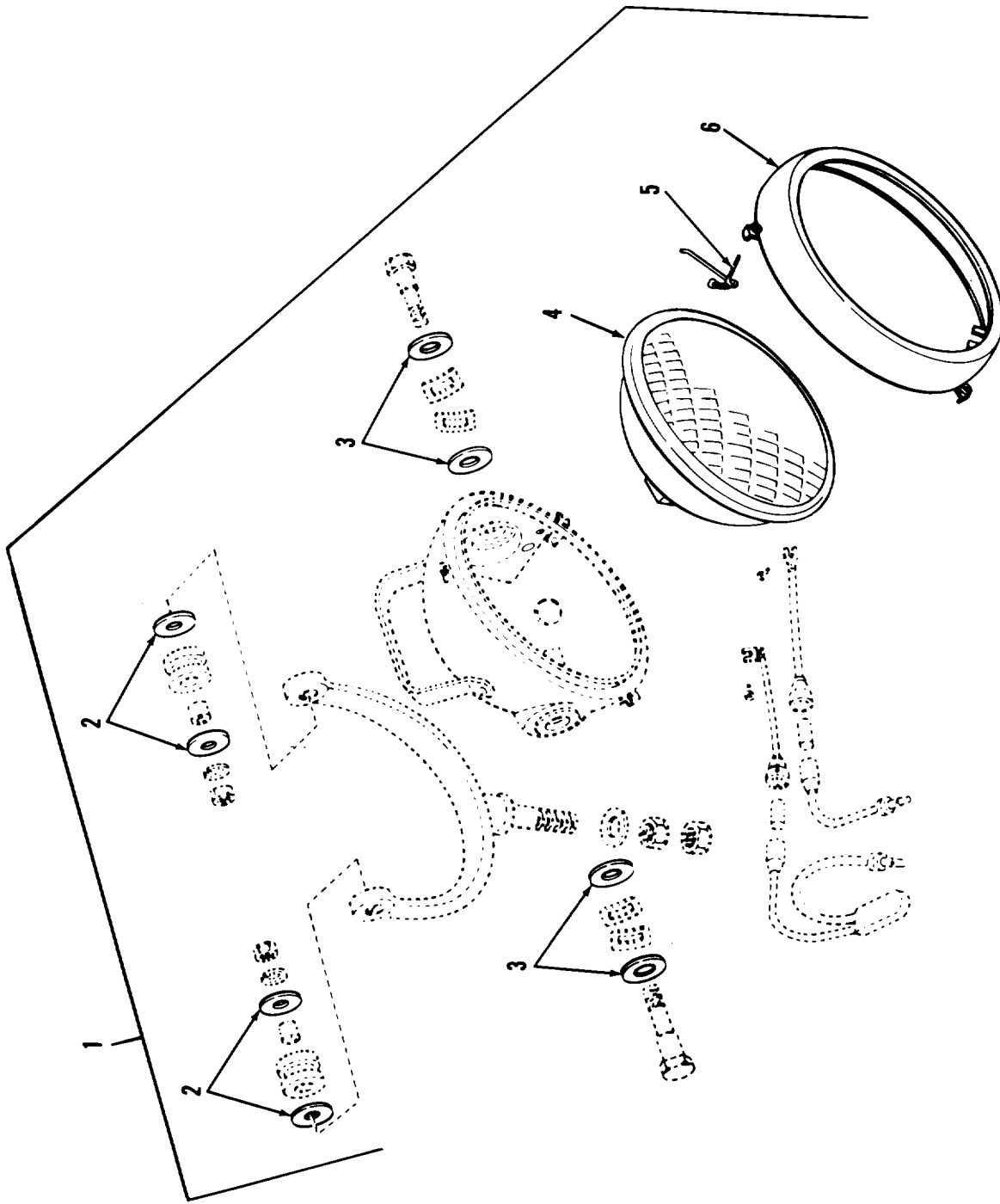
AT 47170

Figure 7-4. Front turn signal light (special lighting).



AT 47171

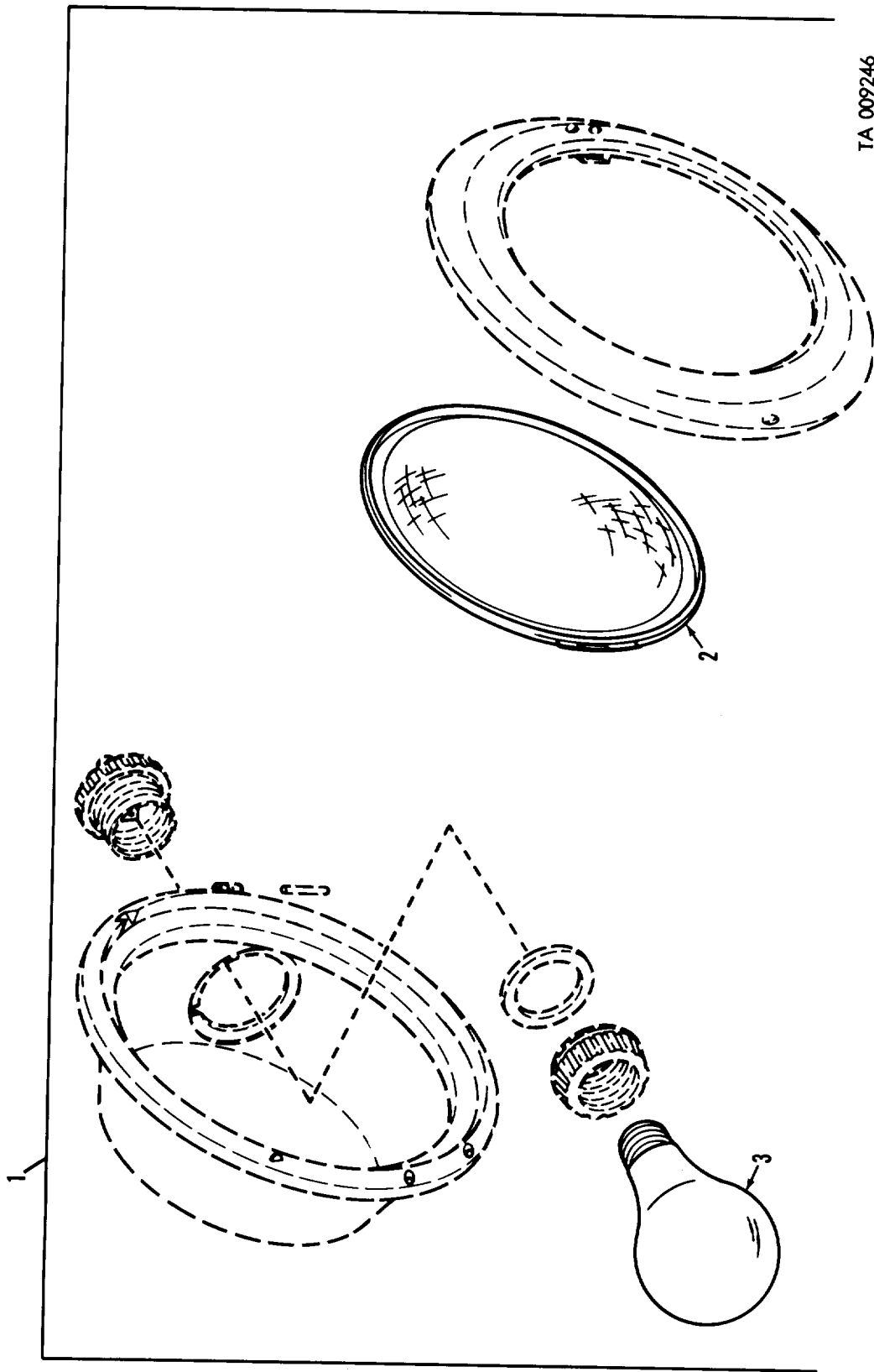
Figure 75. Composite taillight (special lighting).



AT 47172

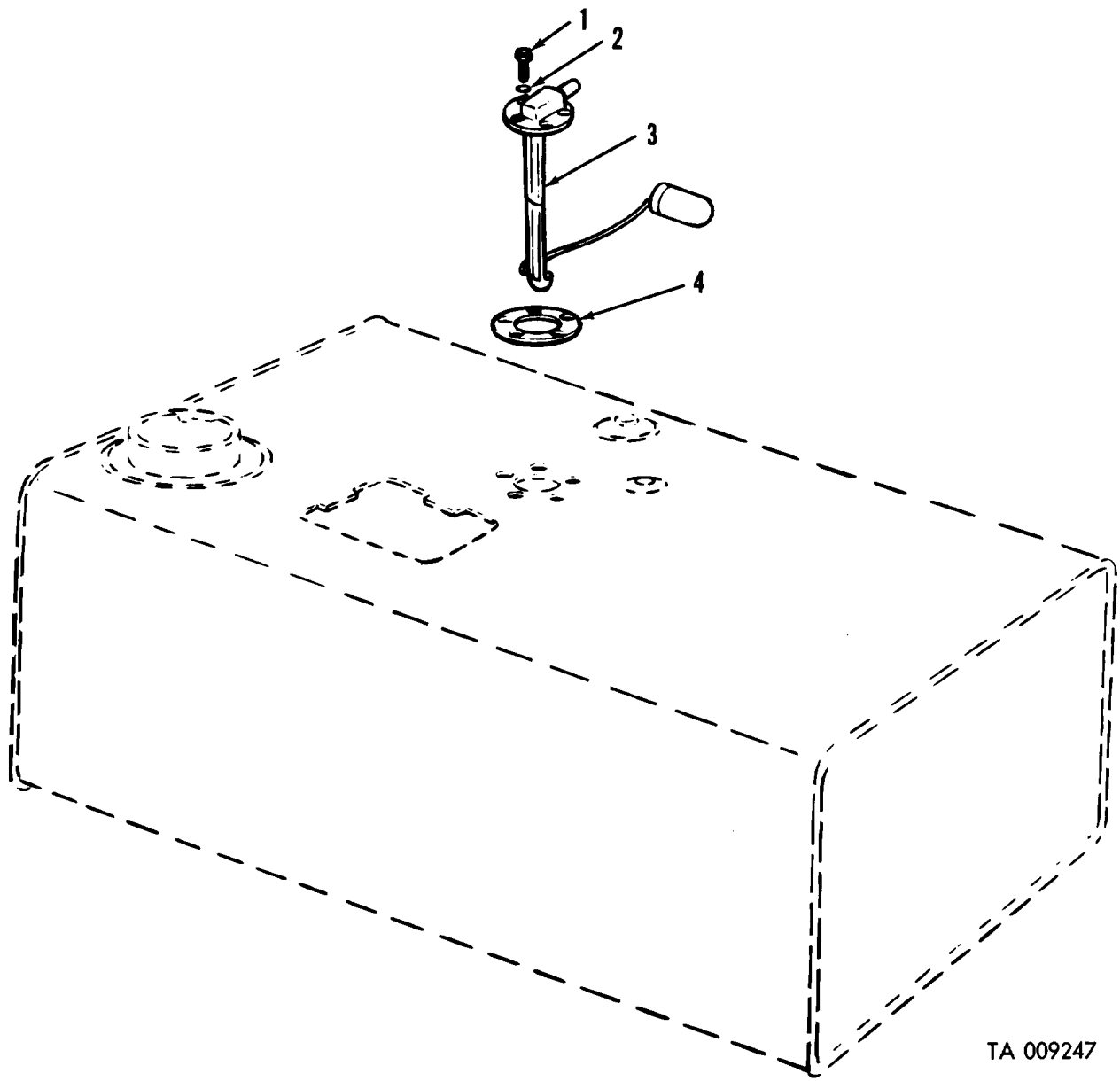
Figure 76. Floodlight assembly.





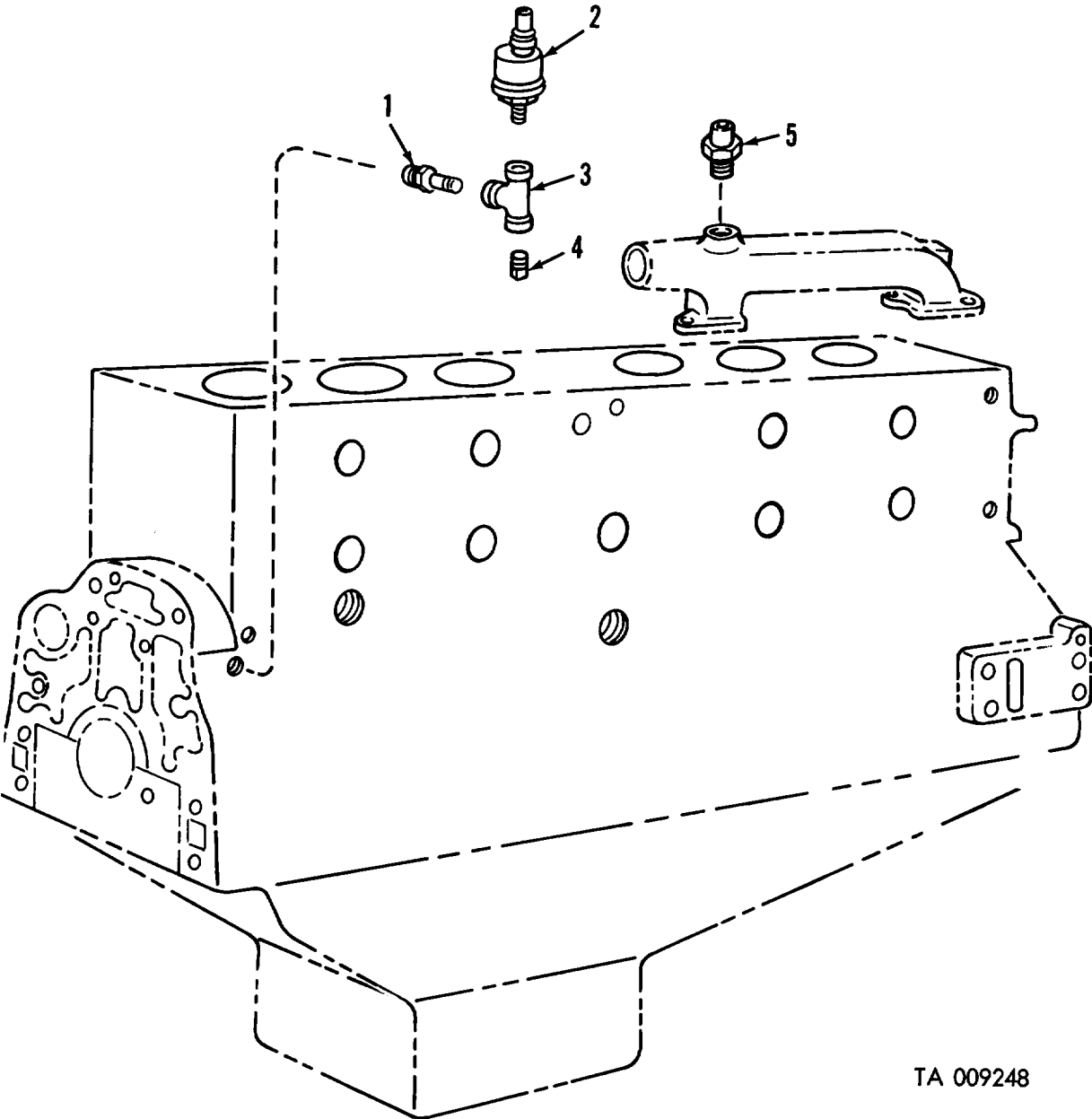
TA 009246

Figure 77. Dome light assembly.



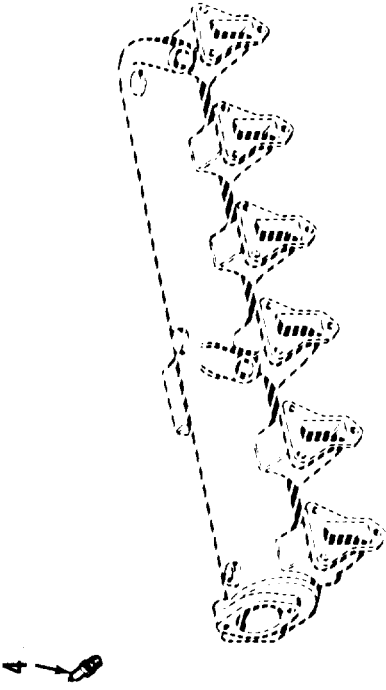
TA 009247

*Figure 78. Fuel quantity transmitter.*



TA 009248

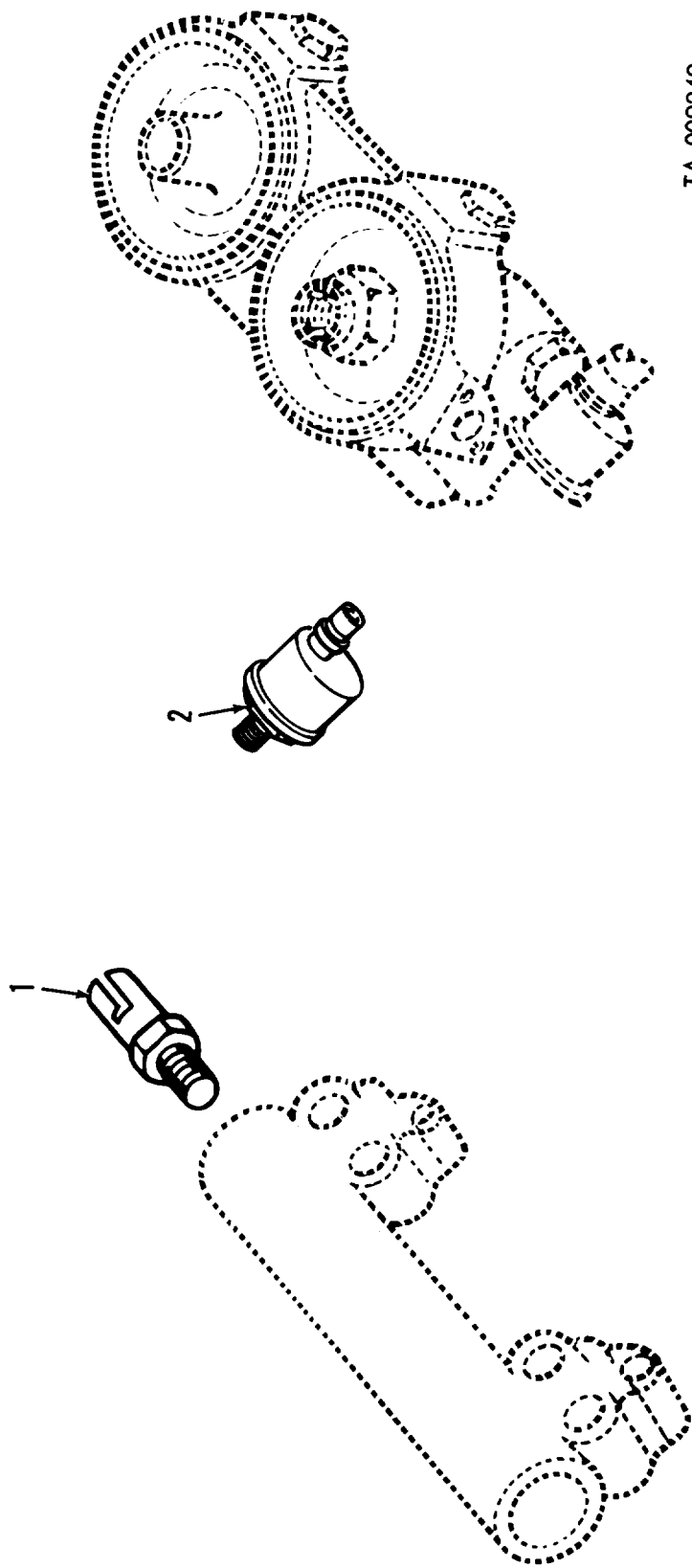
Figure 79. Sending units (gasoline).



AT 22782



Figure 80. Sending units—multifuel.



TA 009249

Figure 81. Sending units—diesel.

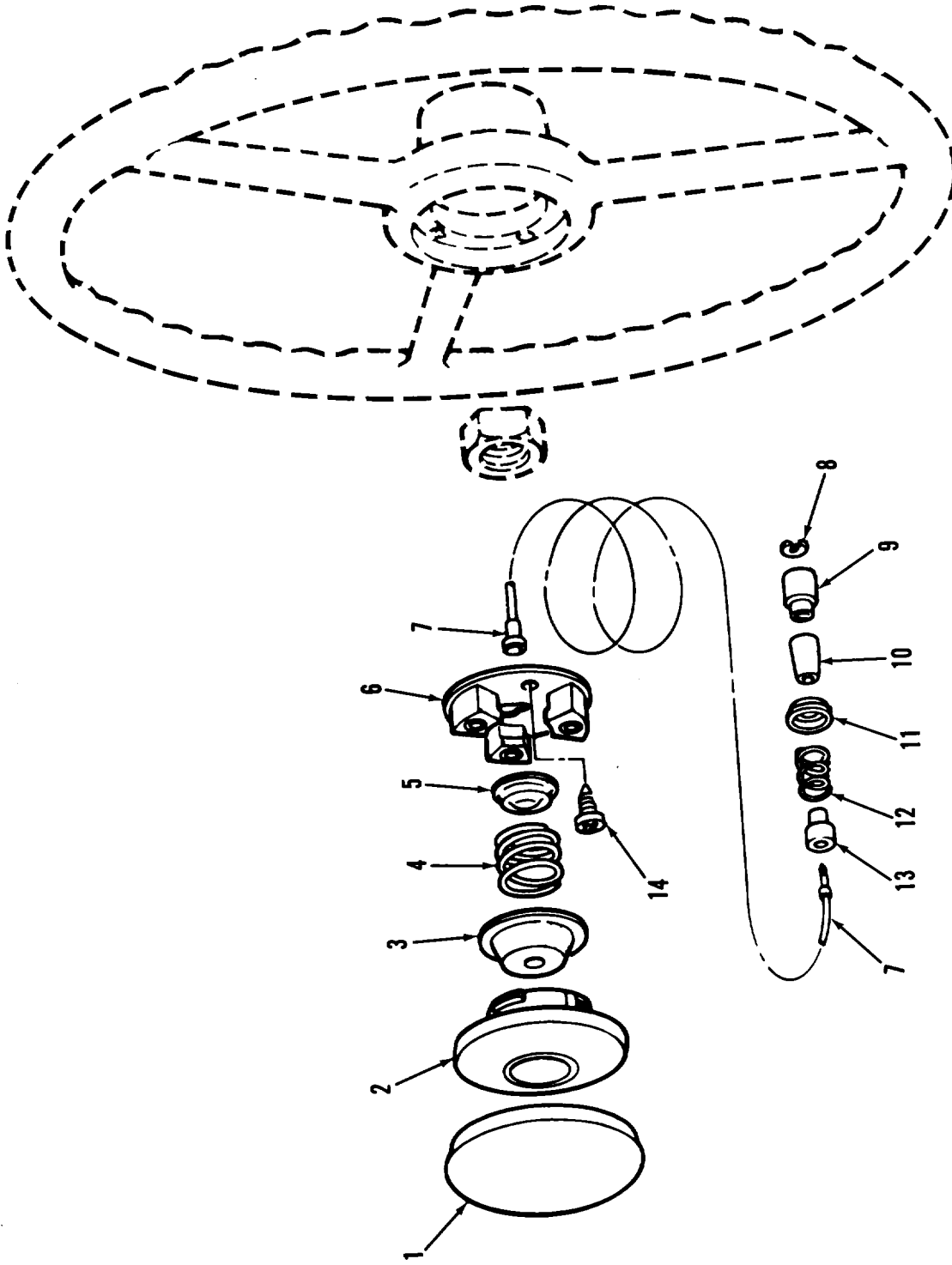
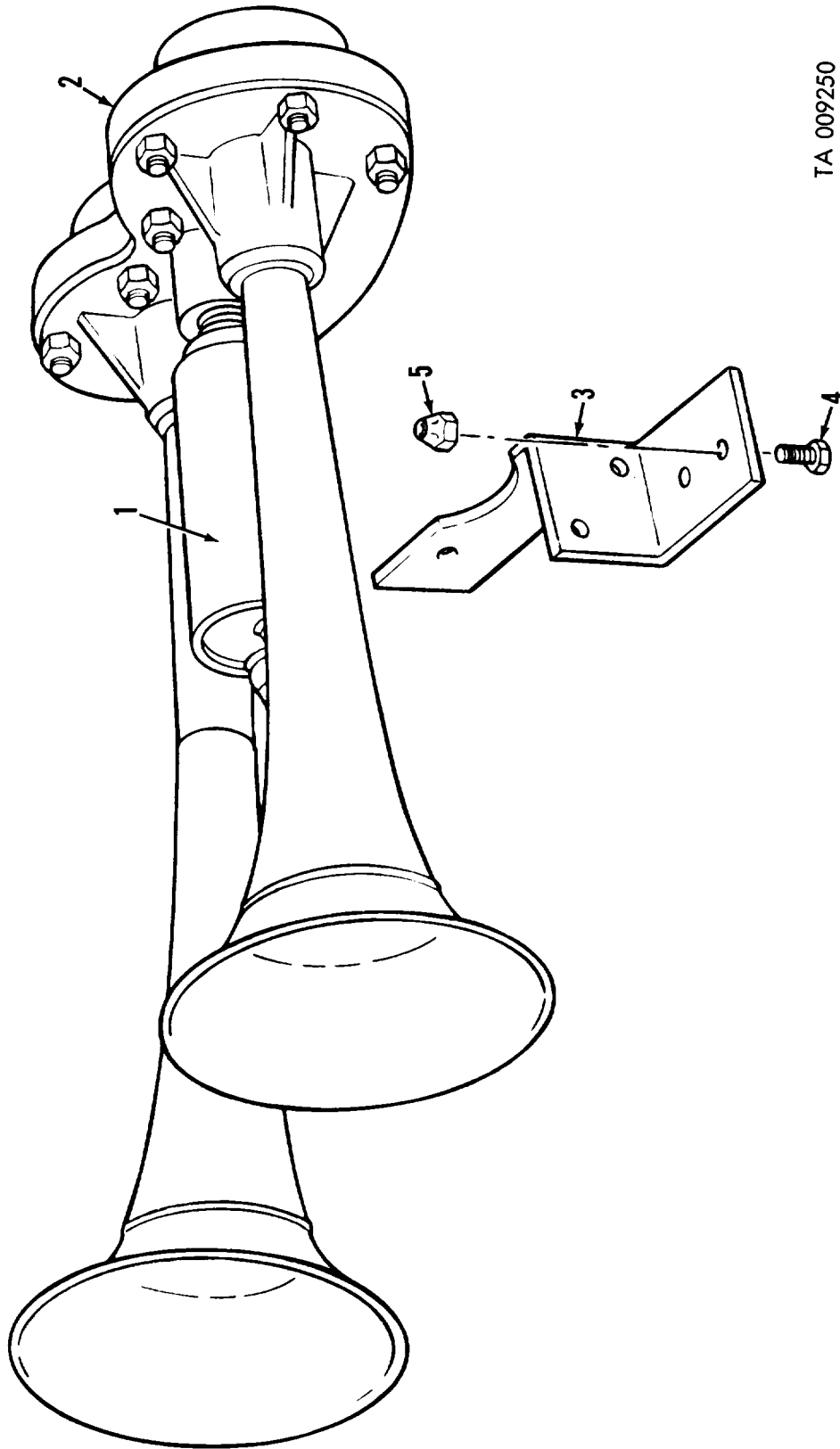
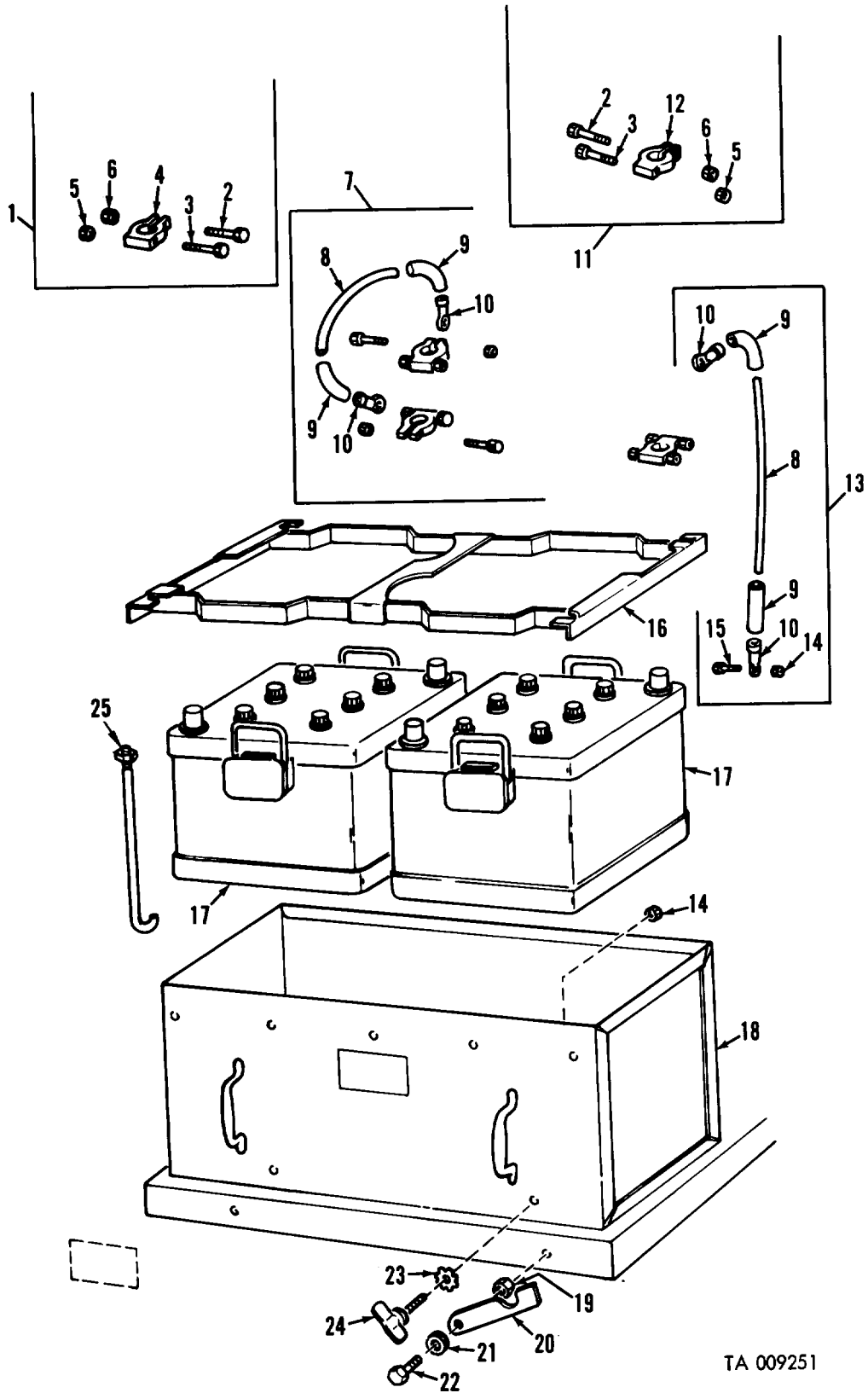


Figure 82. Horn button.



TA 009250

Figure 83. Air horn assembly.



TA 009251

Figure 84. Batteries and related parts.



AT 28002

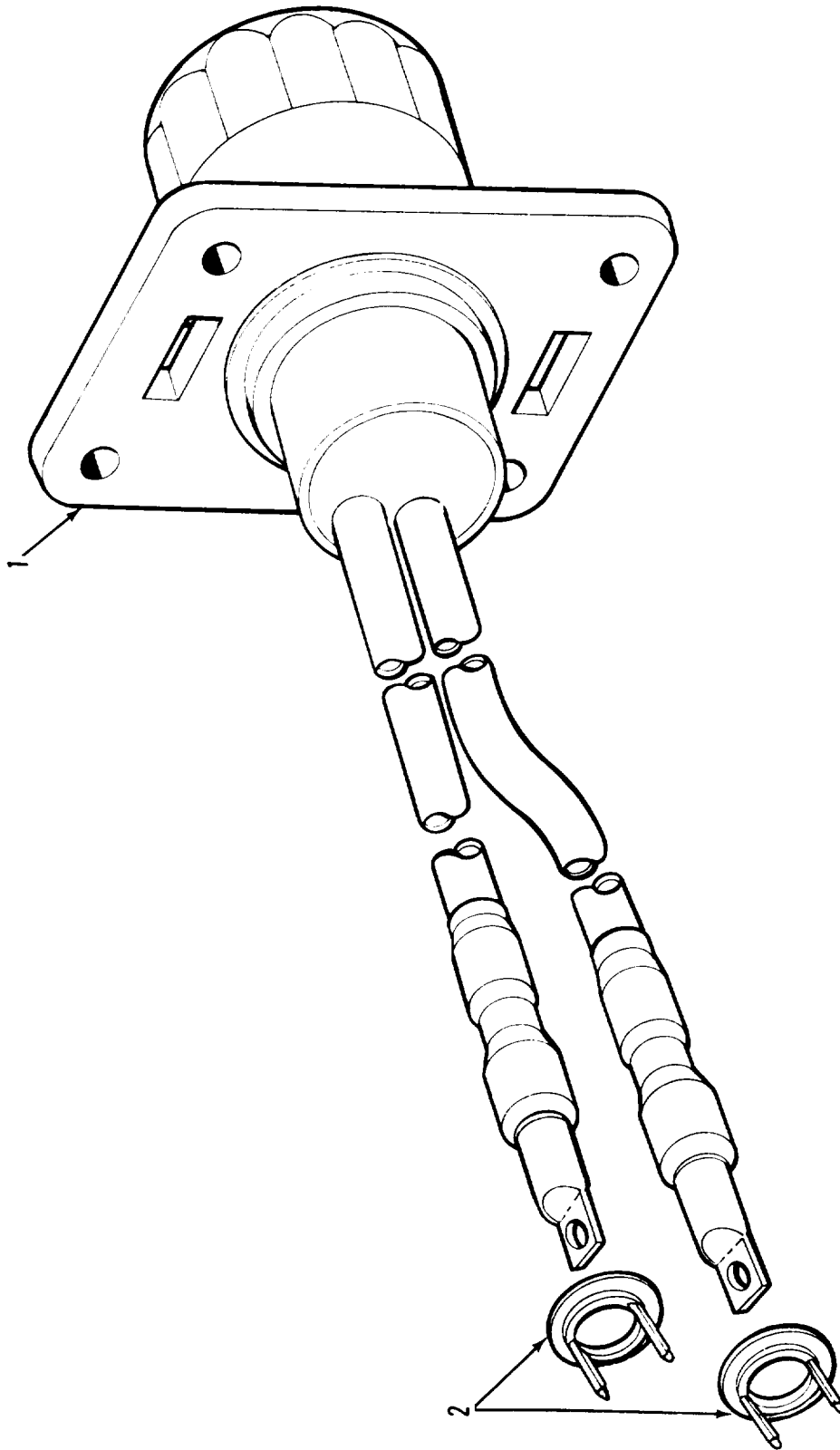
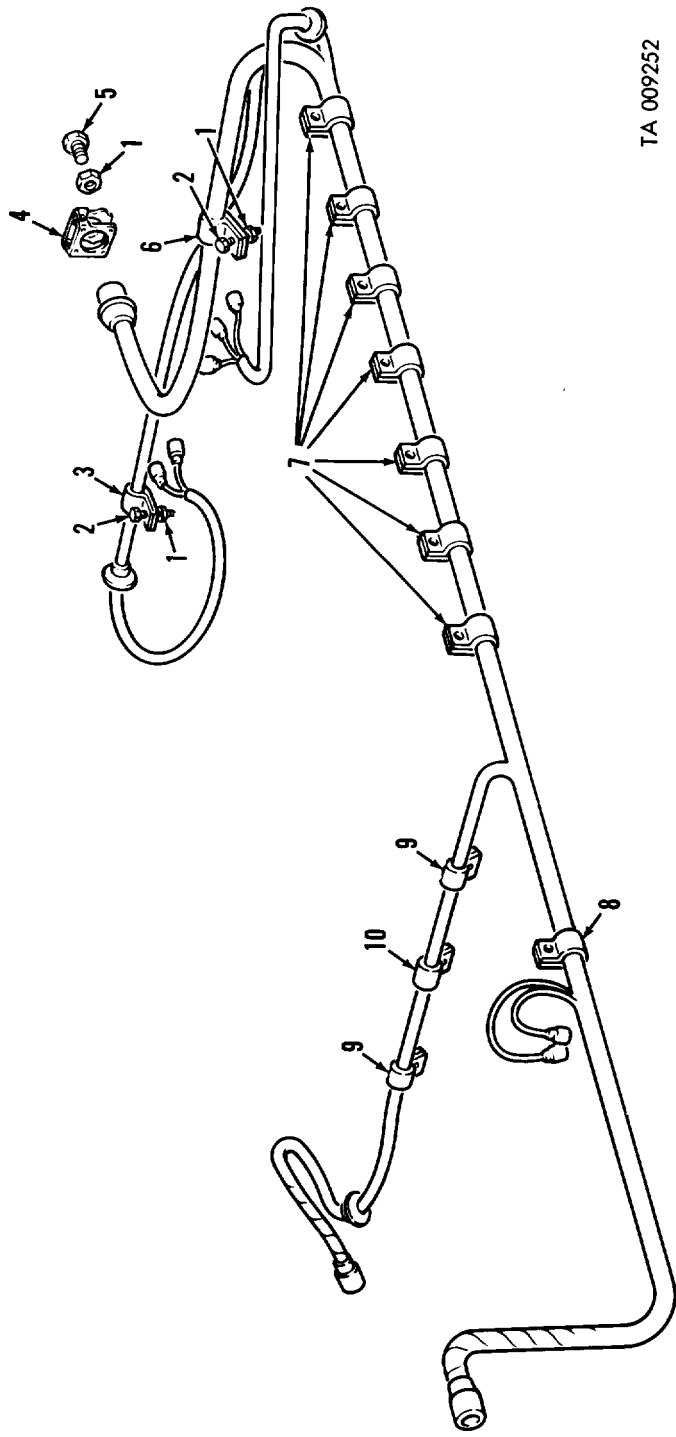
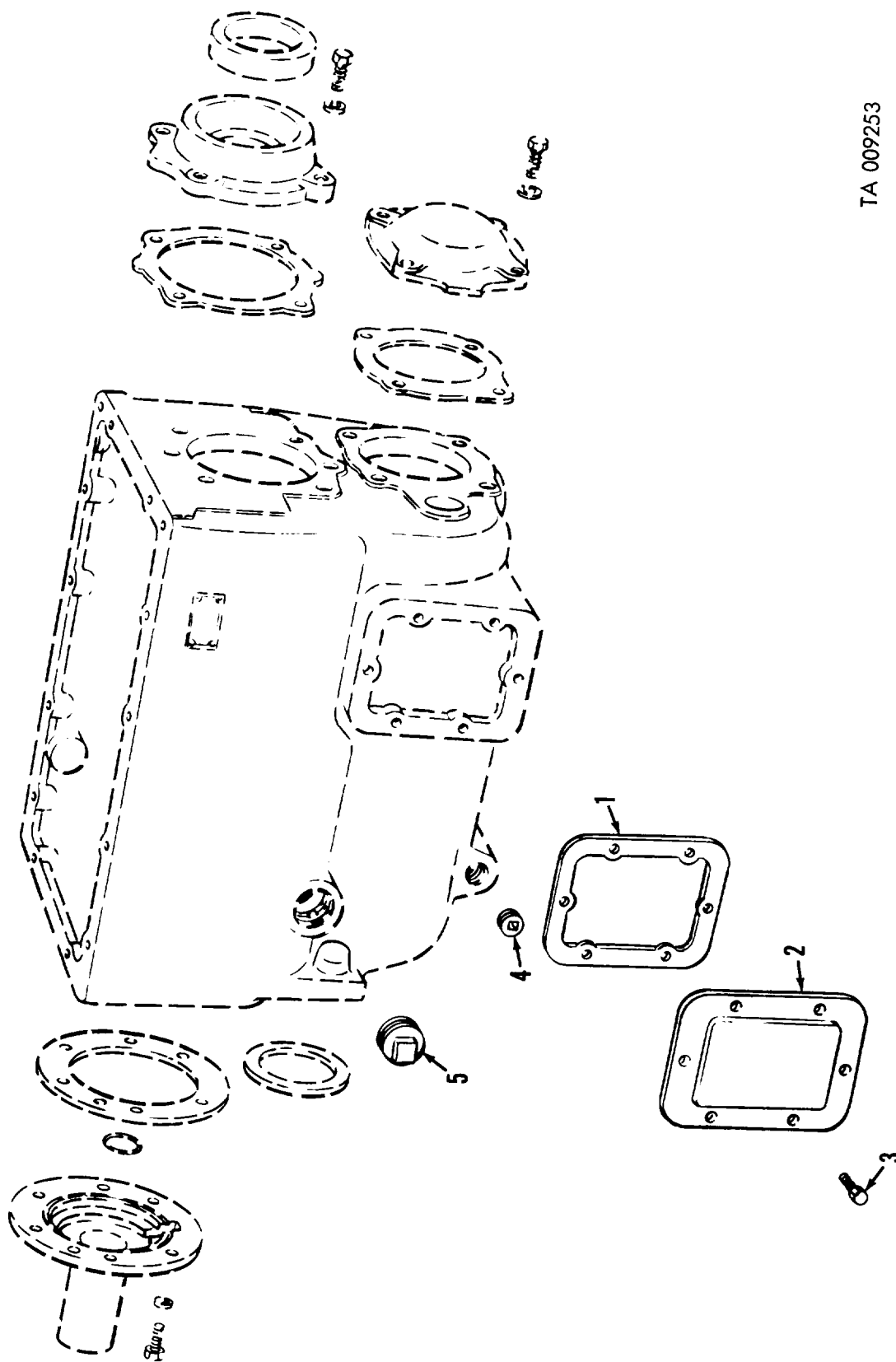


Figure 85. Receptacle assembly battery slave.



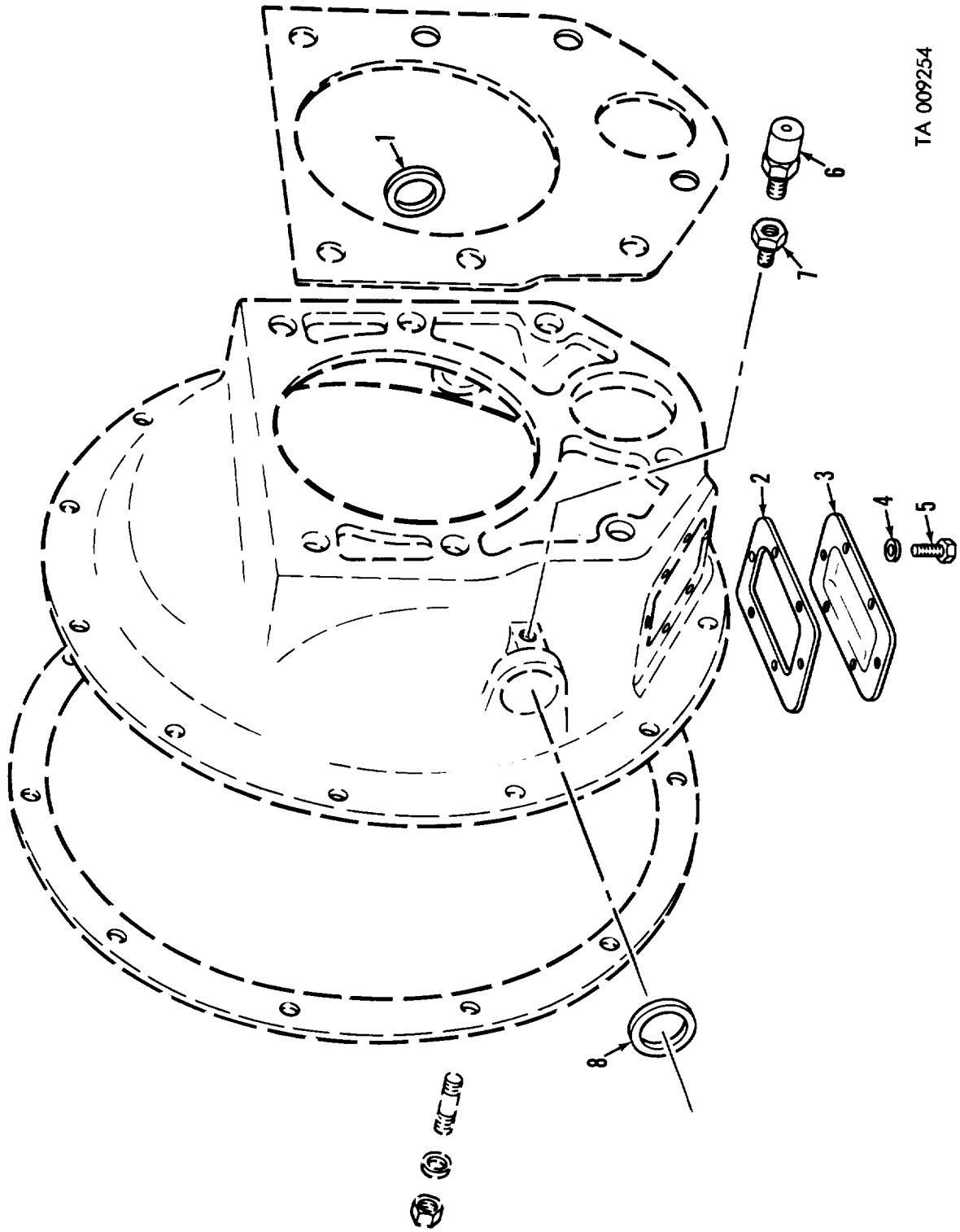
TA 009252

Figure 86. Rear wiring harness.



TA 009253

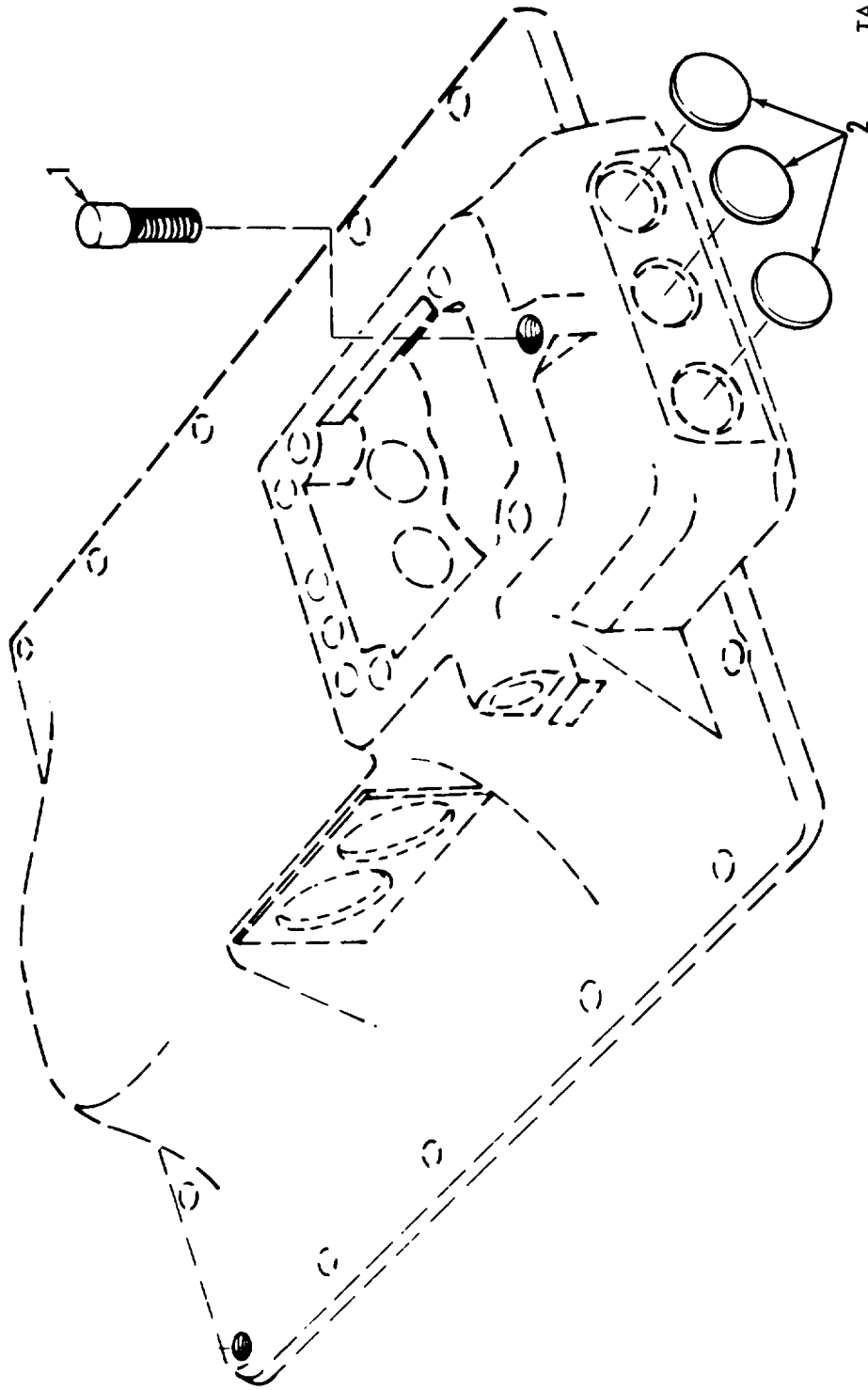
Figure 87. Transmission case attaching parts.



TA 009254

Figure 88. Transmission clutch housing.





TA 009256

Figure 90. Transmission breather valve and plugs.

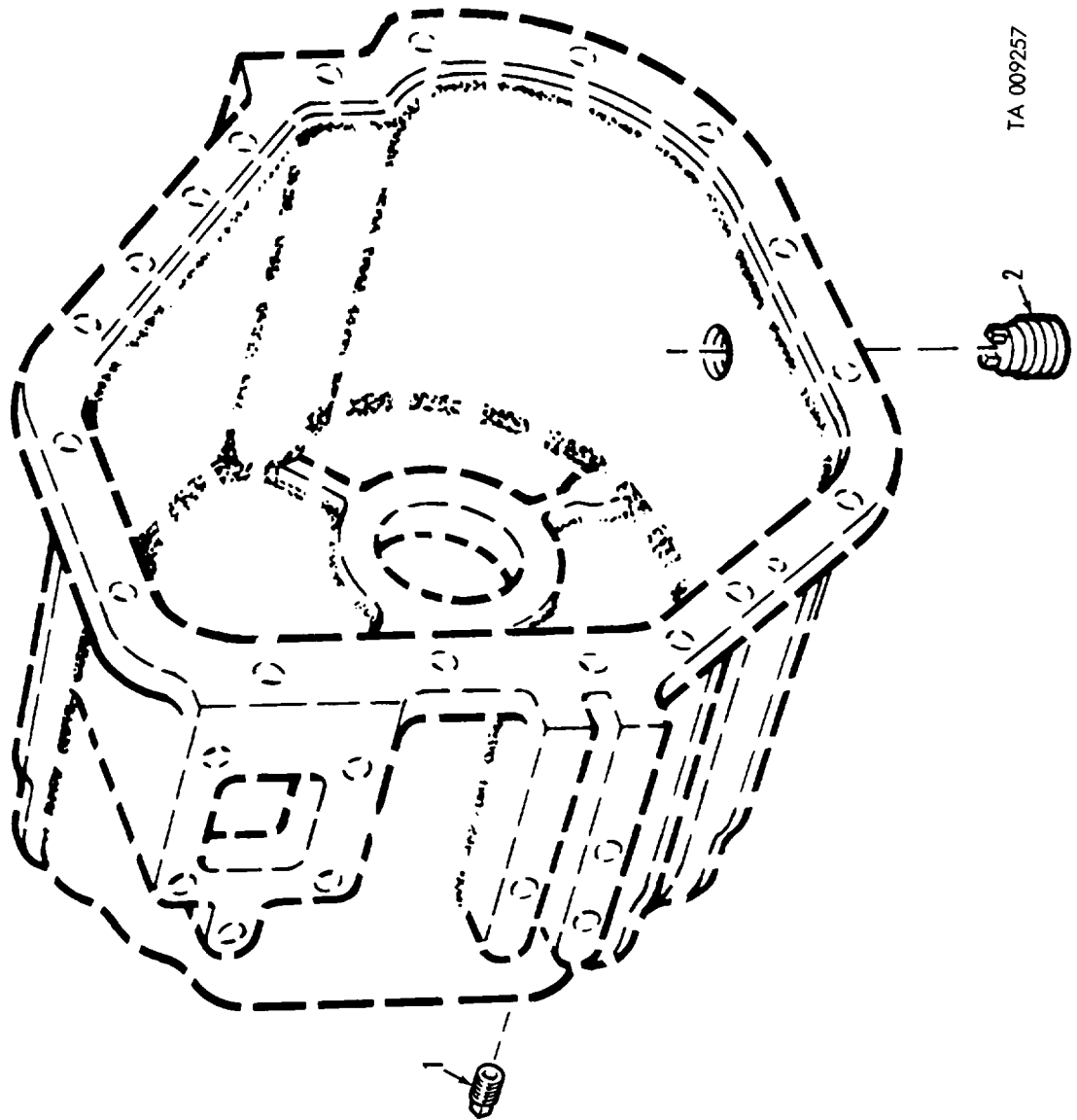


Figure 01. Transfer-transmission case plugs.

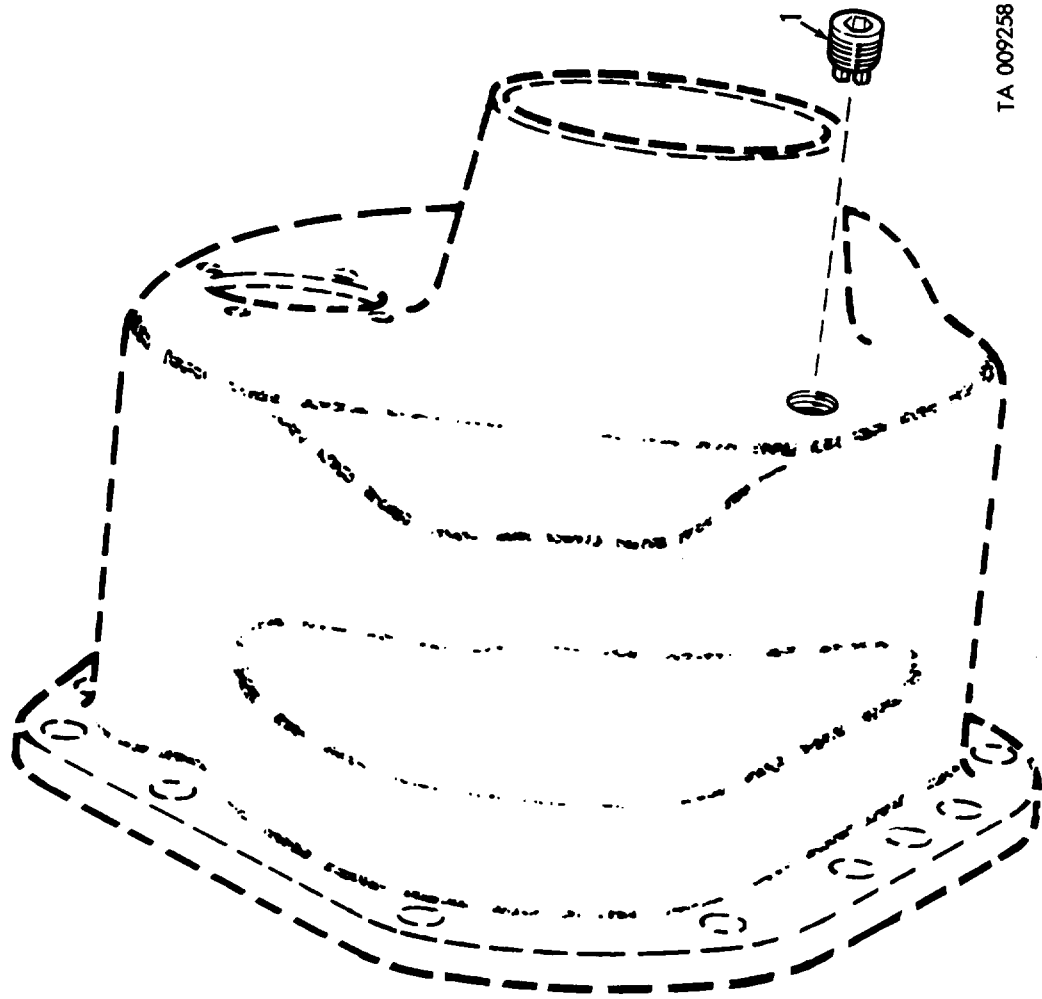


Figure 92. Transfer—transmission front plug.



AT 47197

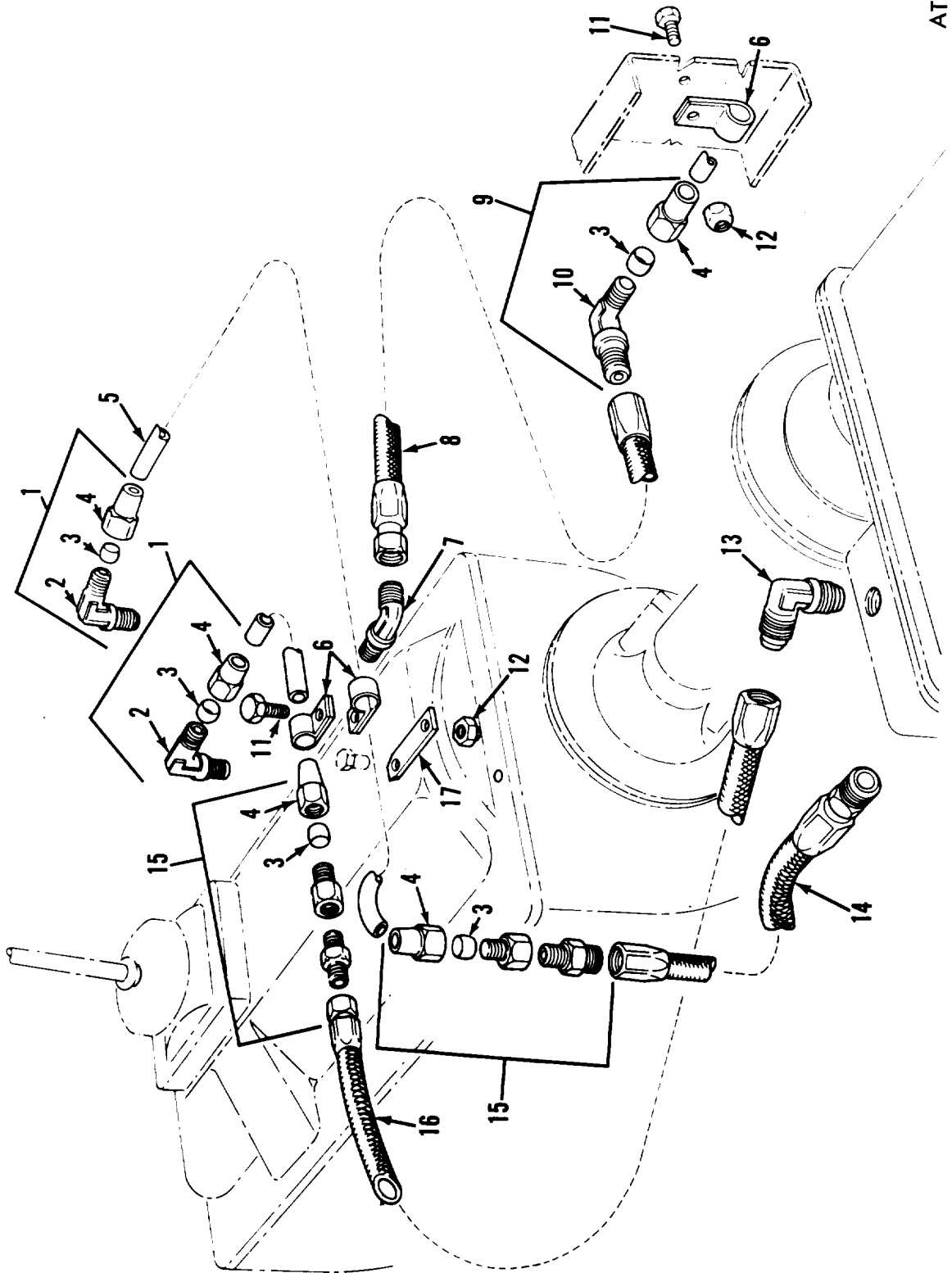
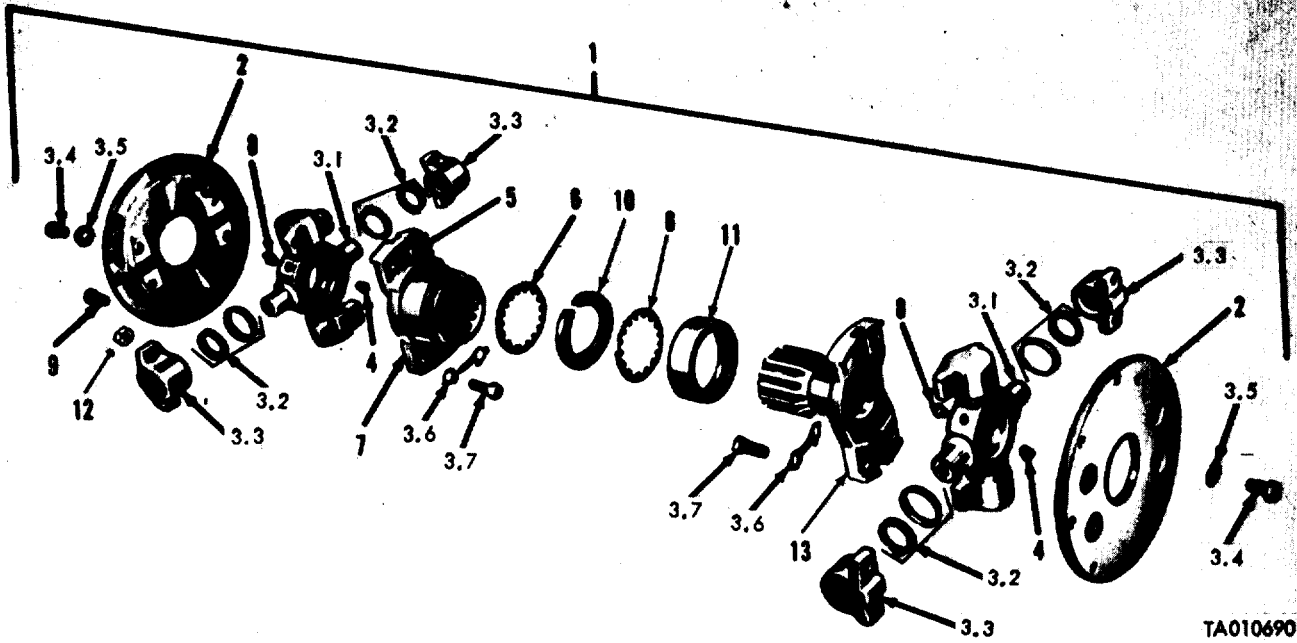
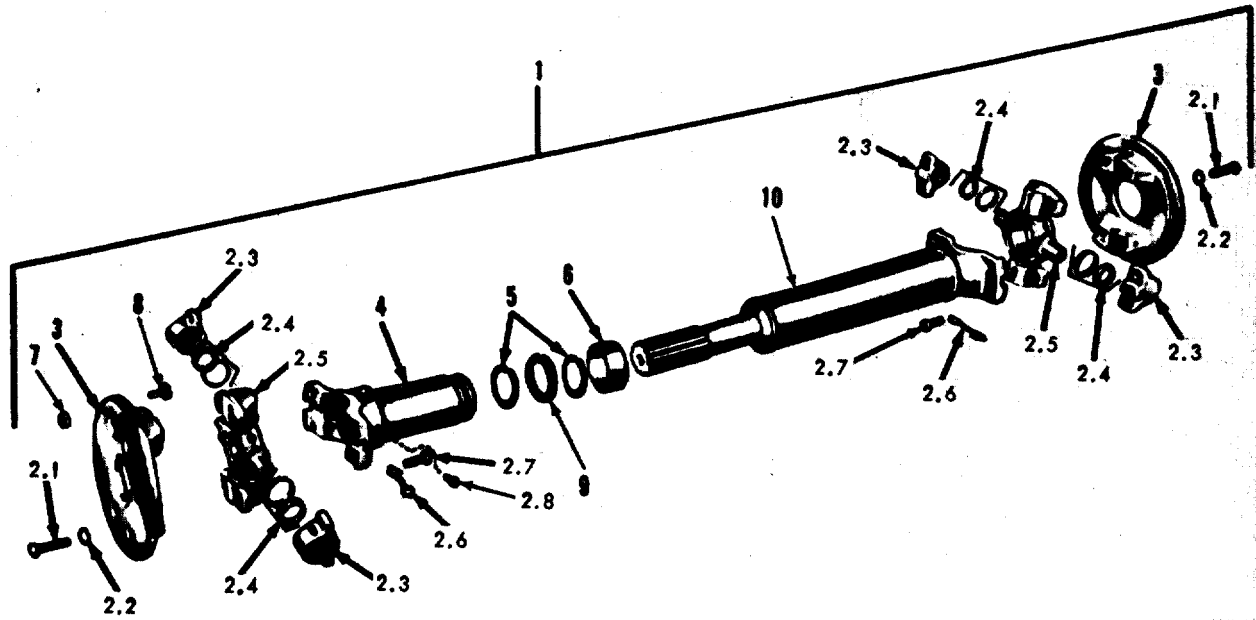


Figure 93. De clutch control piping.



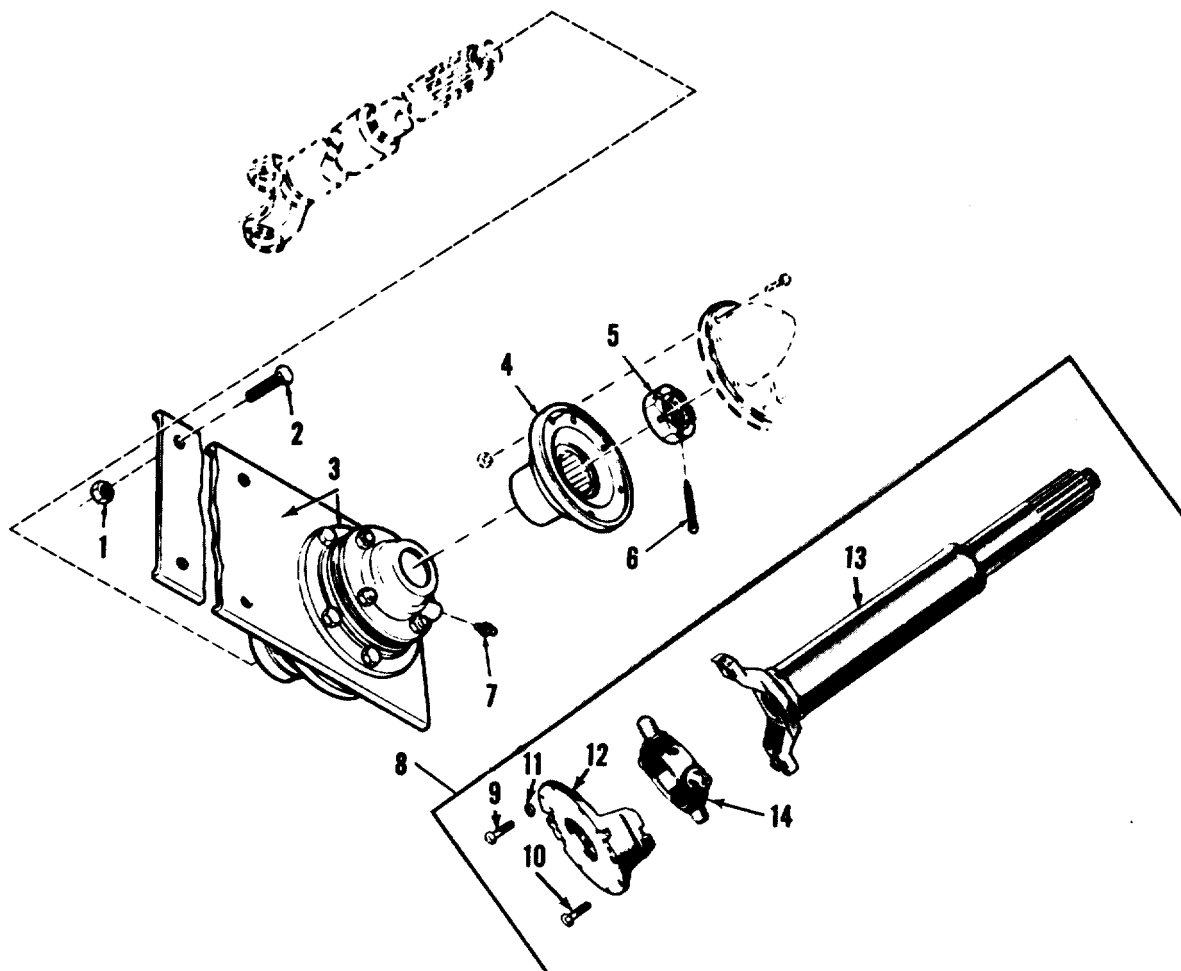
TA010690

Figure 94. Propeller shaft transmission to transfer.



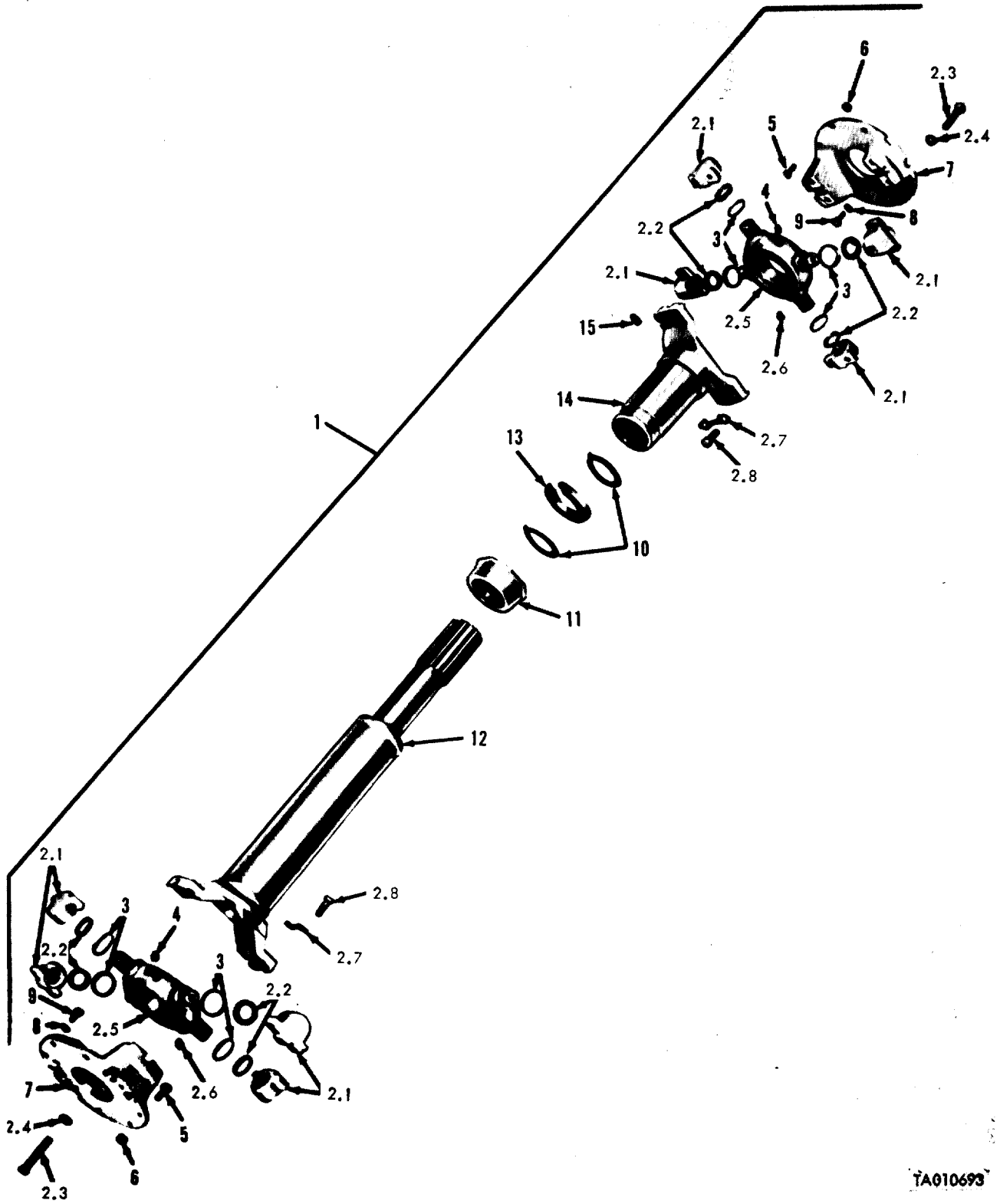
TA010691

Figure 95. Propeller shaft assembly, transfer to front axle.



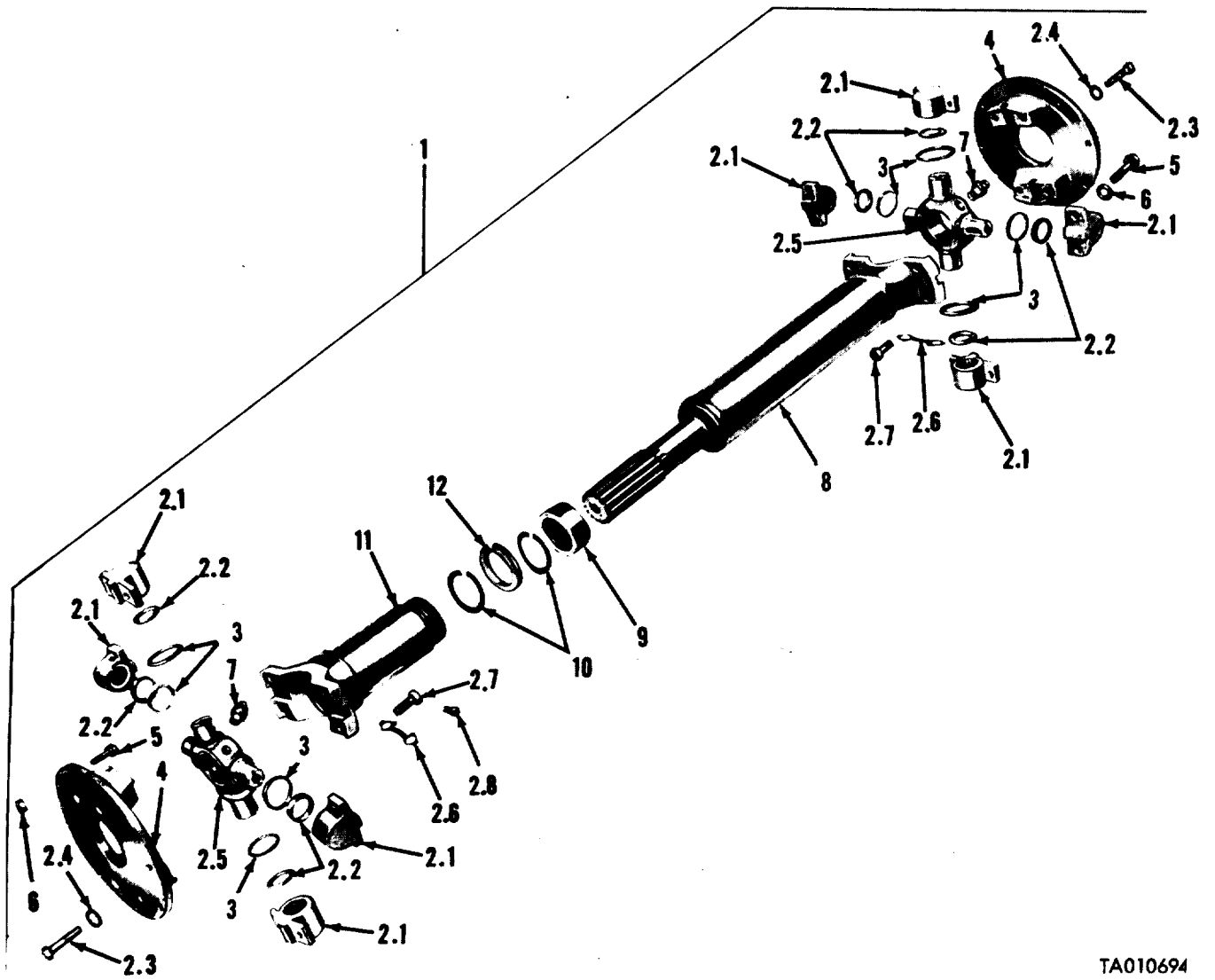
TA010692

*Figure 96. Propeller shaft, transfer to center bearing assembly.*



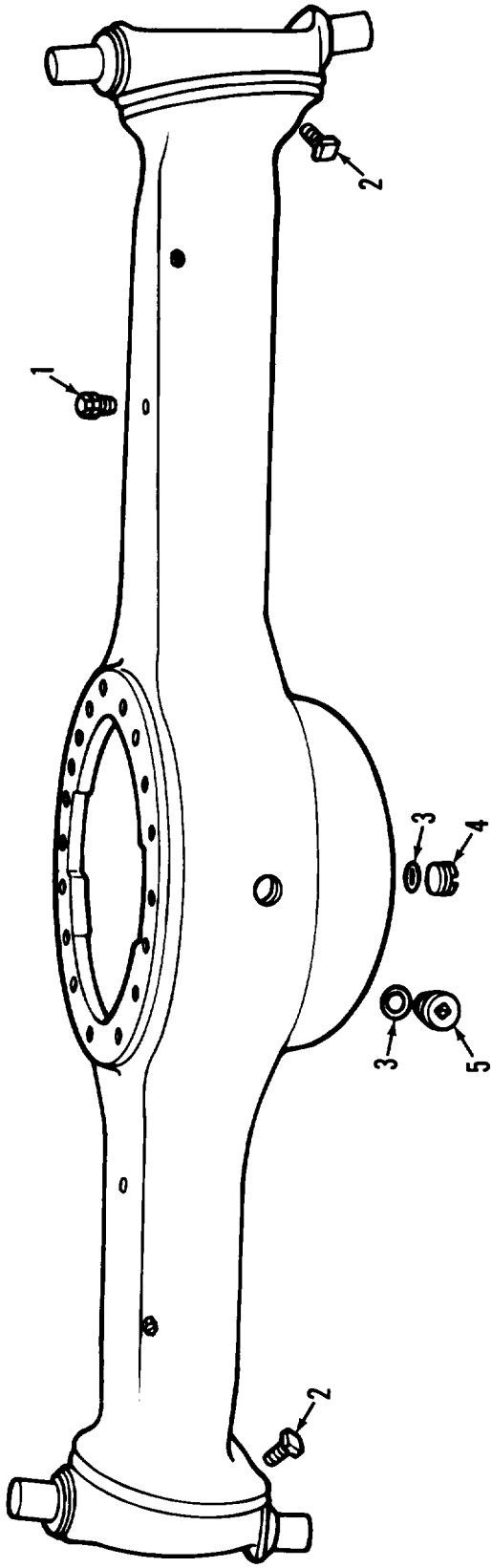
TA010693

Figure 97. Propeller shaft assemblies, transfer to forward rear axle and center bearing to forward rear axle.



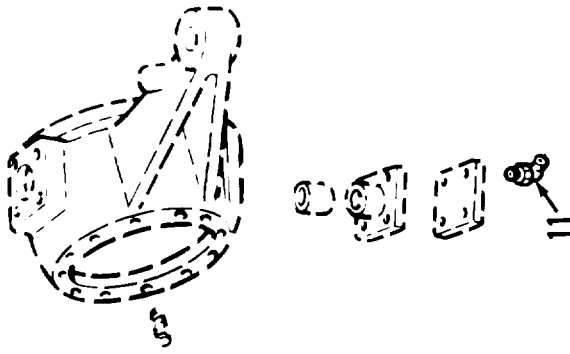
TA010694

Figure 98. Propeller shaft assembly, forward rear to rear rear axle.



TA 009262

Figure 99. Front axle housing components.



TA 009263

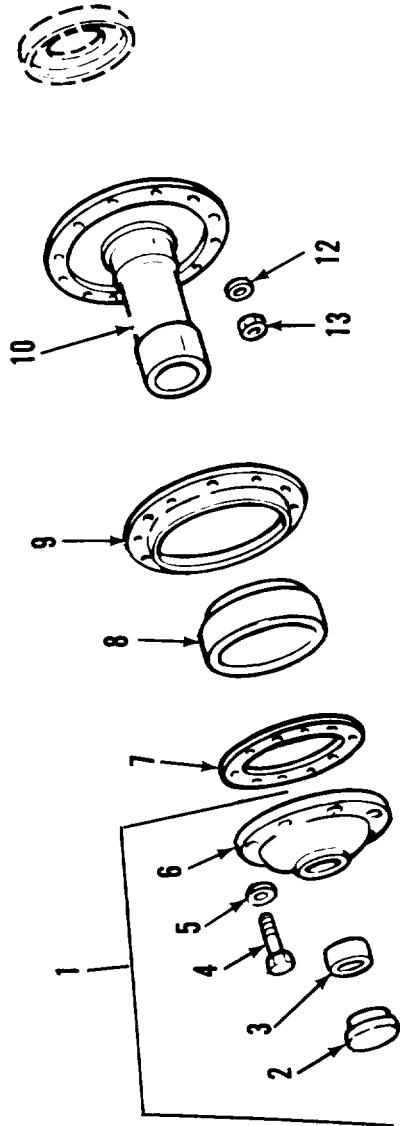
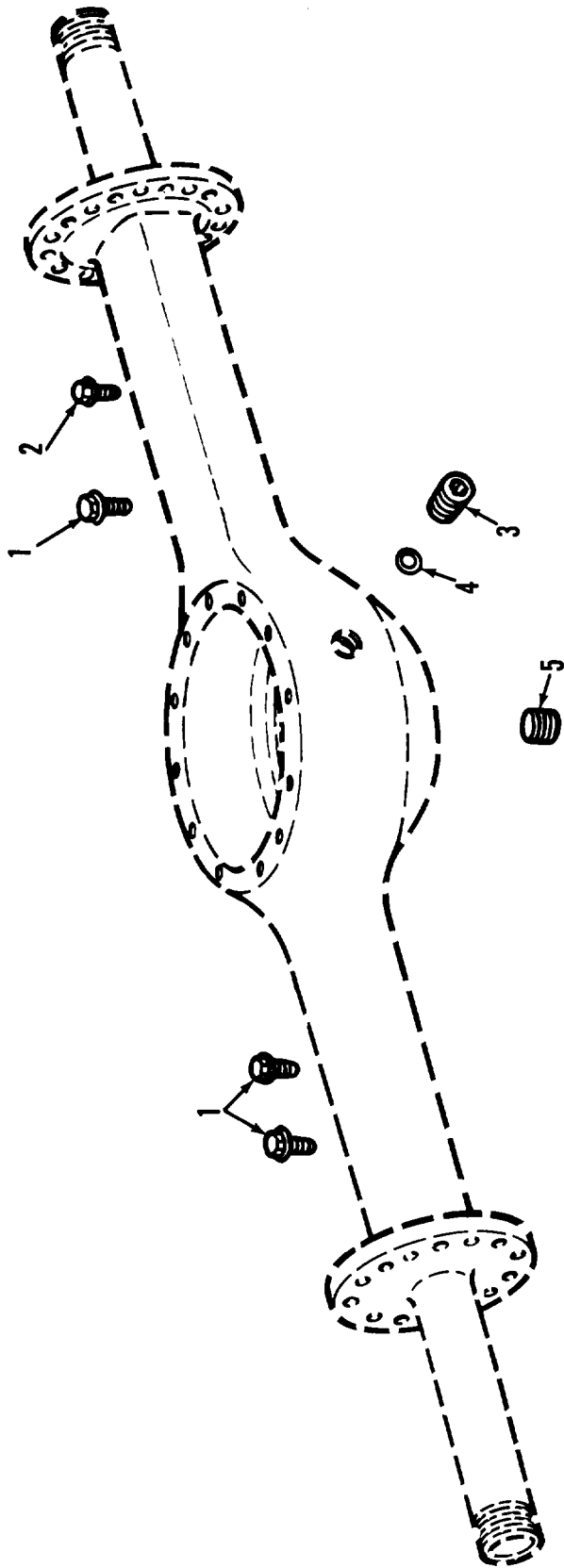


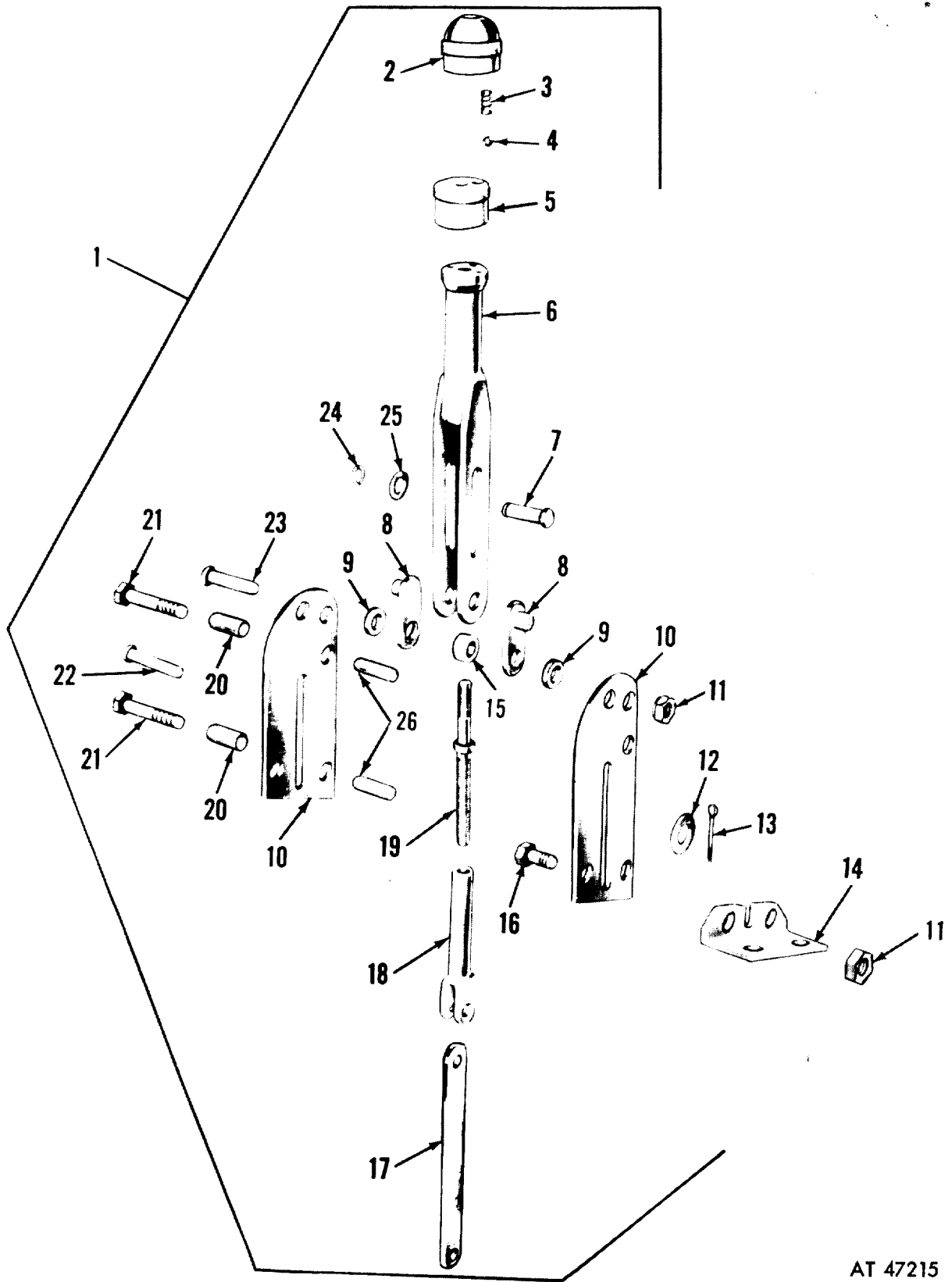
Figure 100. Steering knuckle and related parts.



TA 009264

Figure 101. Rear axle housing related parts.





AT 47215

Figure 102. Parking lever assembly.

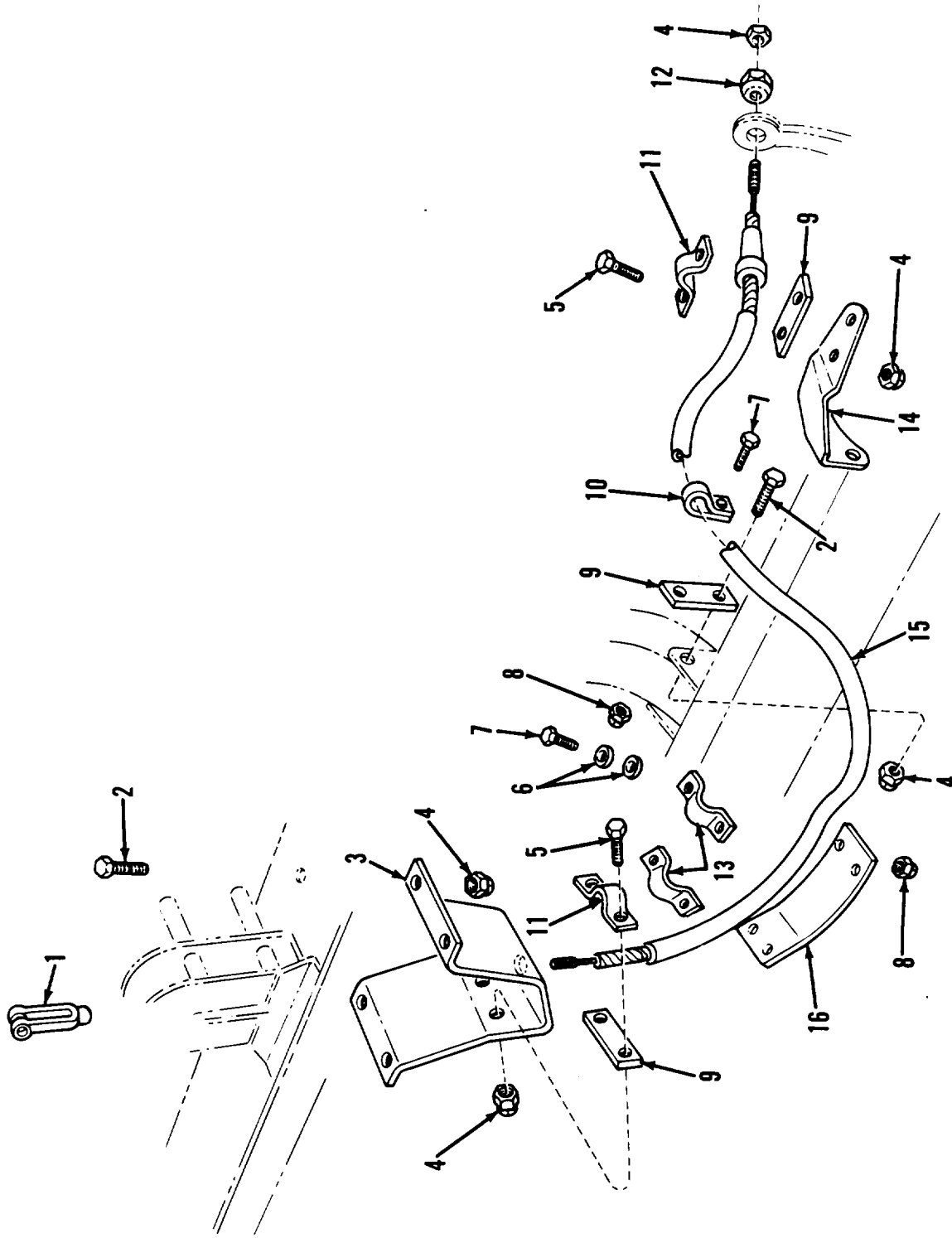
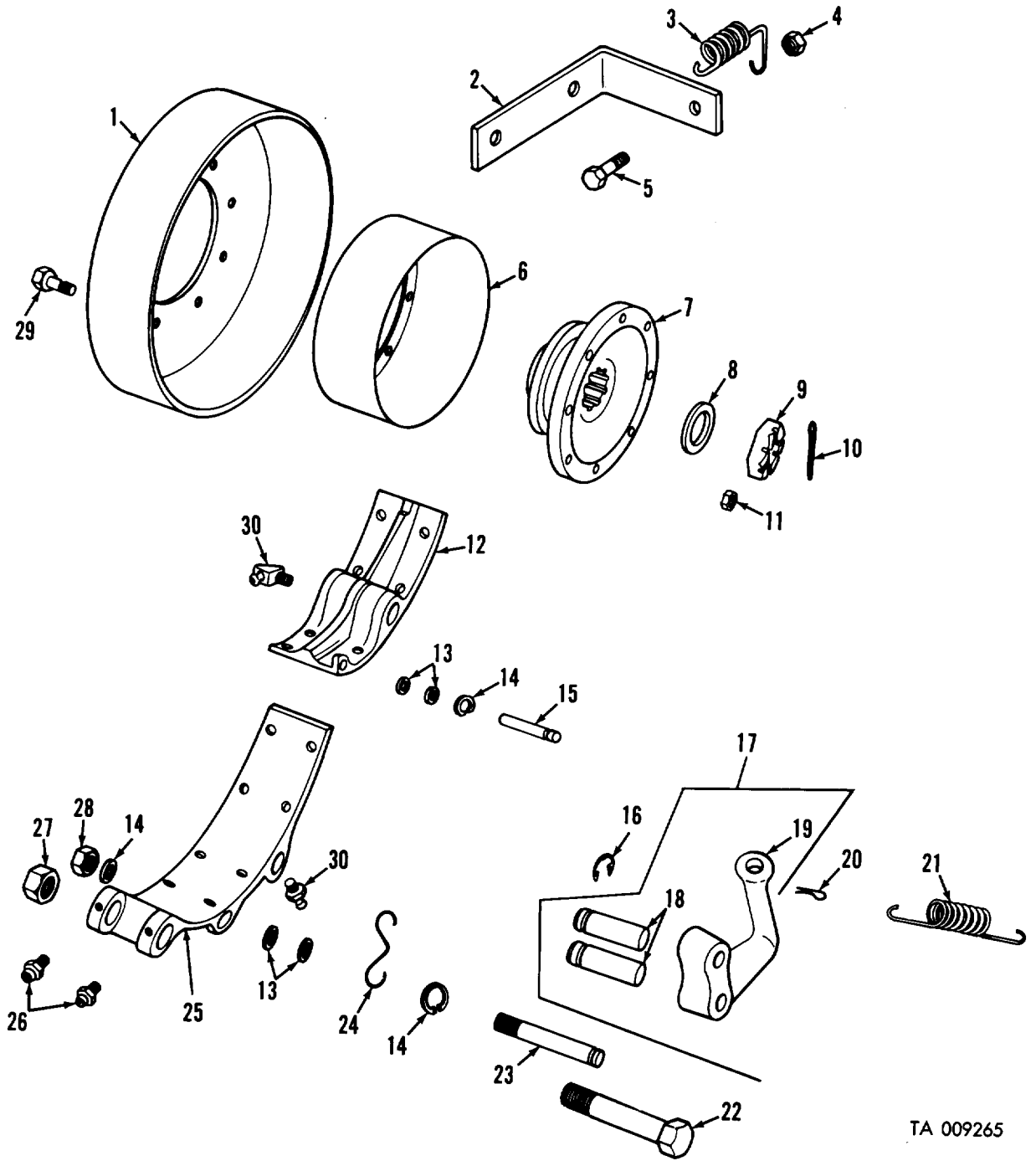
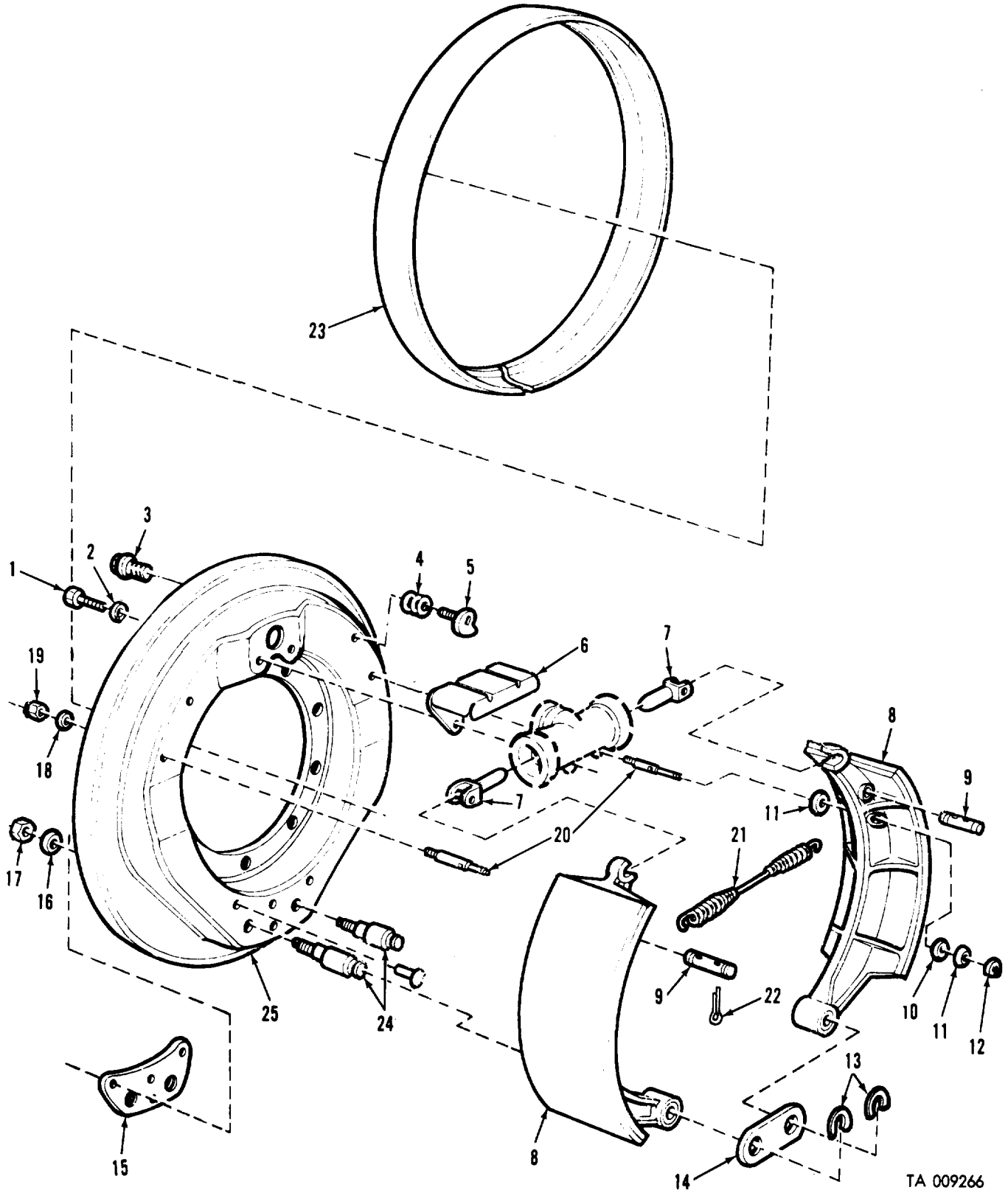


Figure 103. Parking brake cable and related parts.



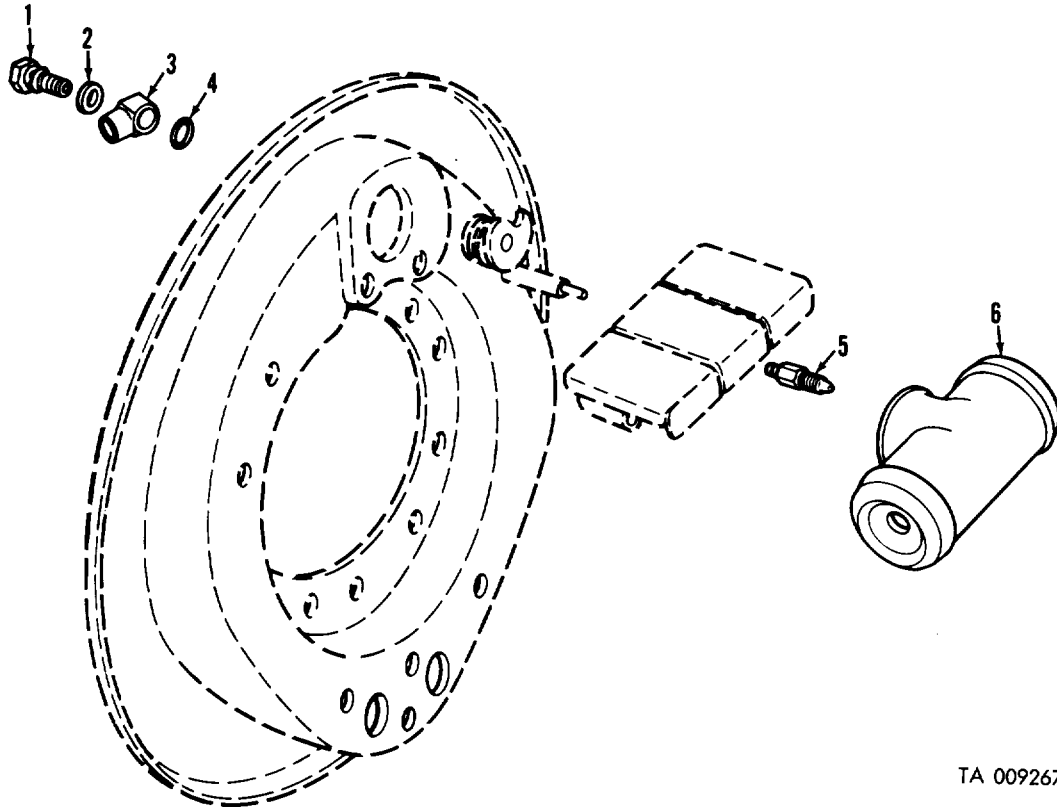
TA 009265

Figure 104. Parking brake drum and shoe.



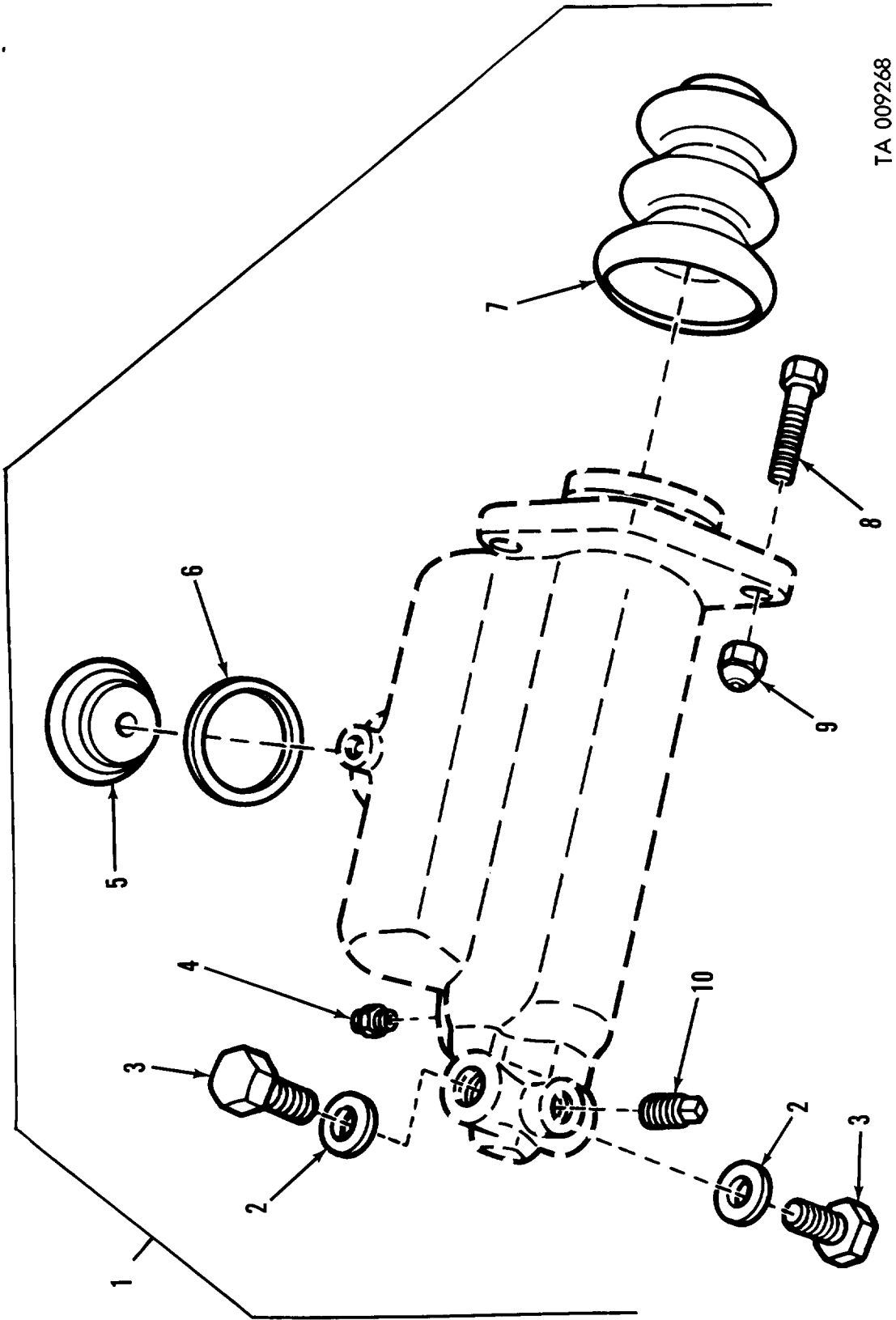
TA 009266

Figure 105. Service brake.



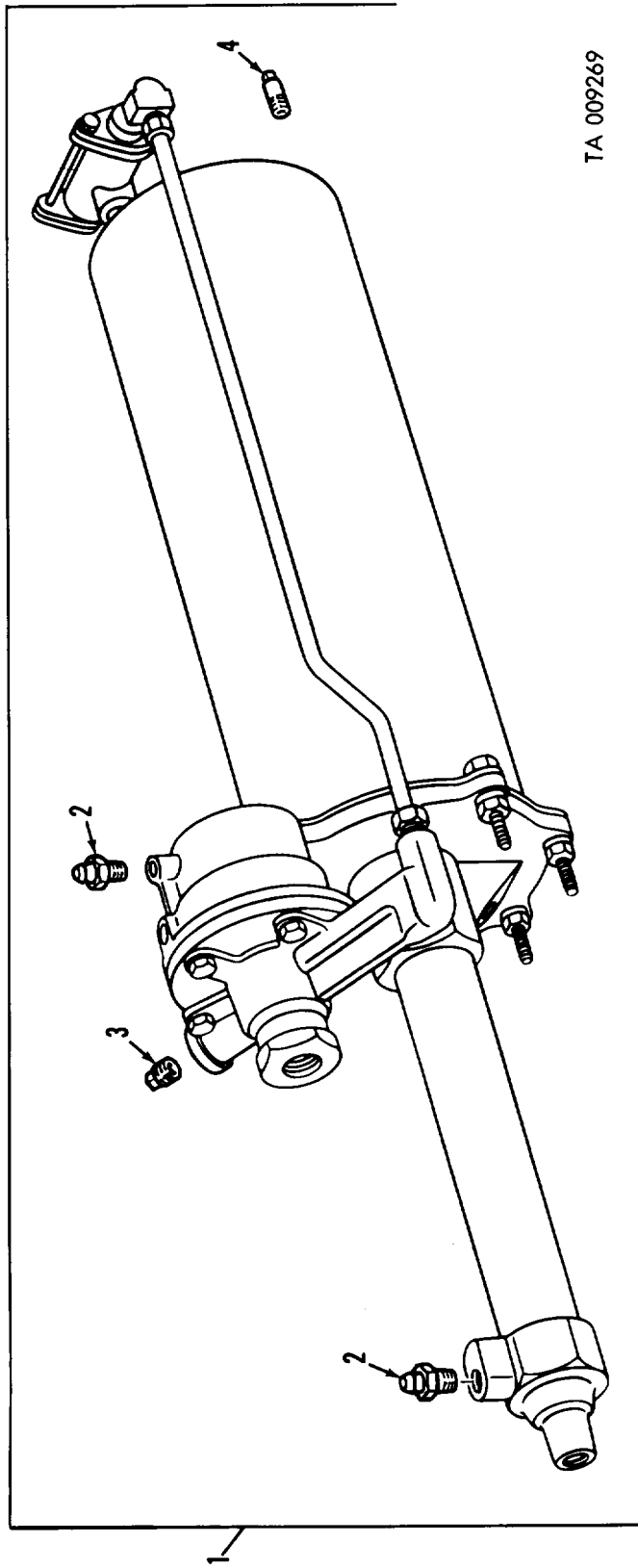
TA 009267

*Figure 106. Wheel cylinder and related parts.*



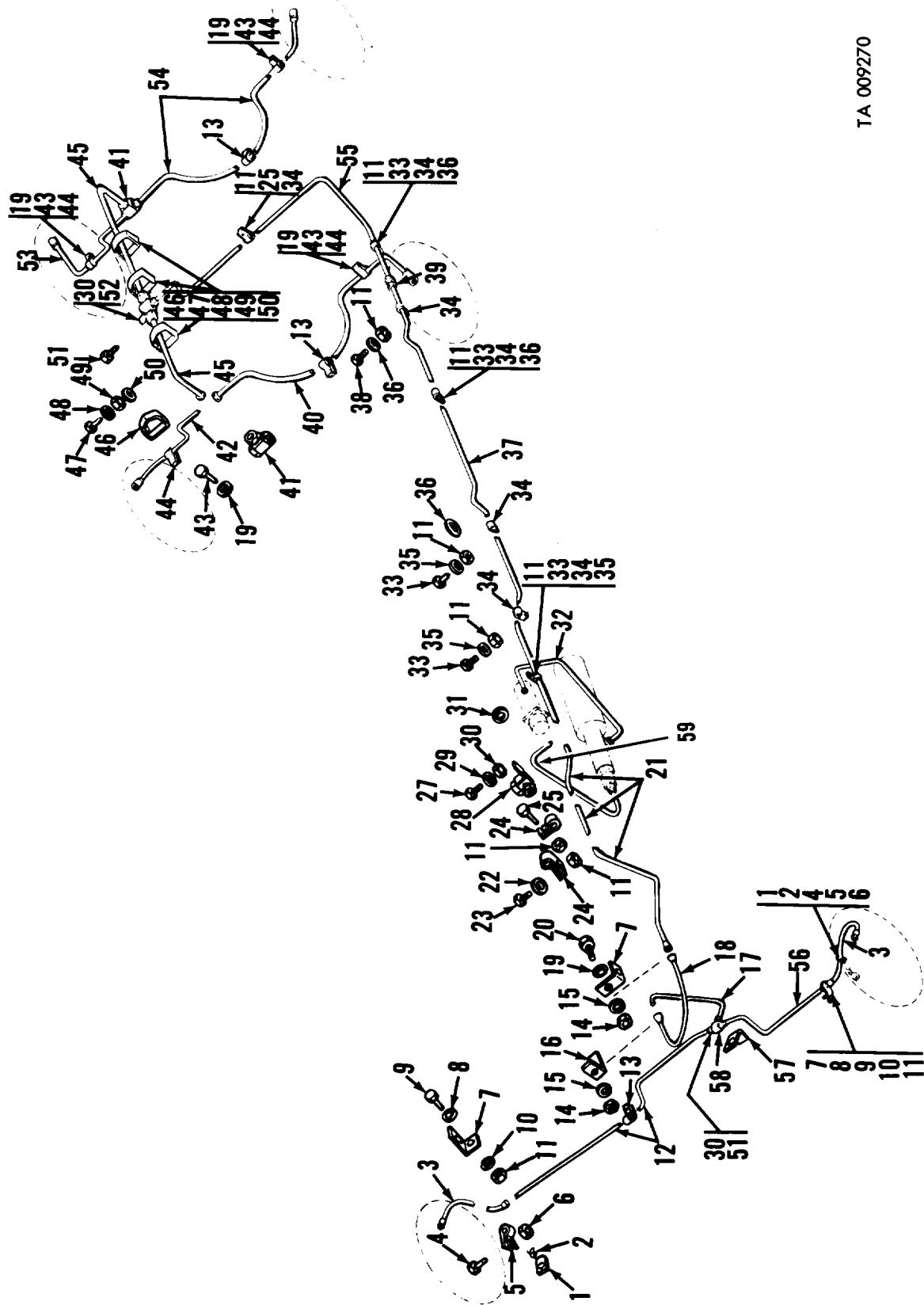
TA 009268

Figure 107. Master cylinder assembly.



TA 009269

Figure 108. Hydraulic air cylinder.



TA 009270

Figure 109. Hydraulic lines.



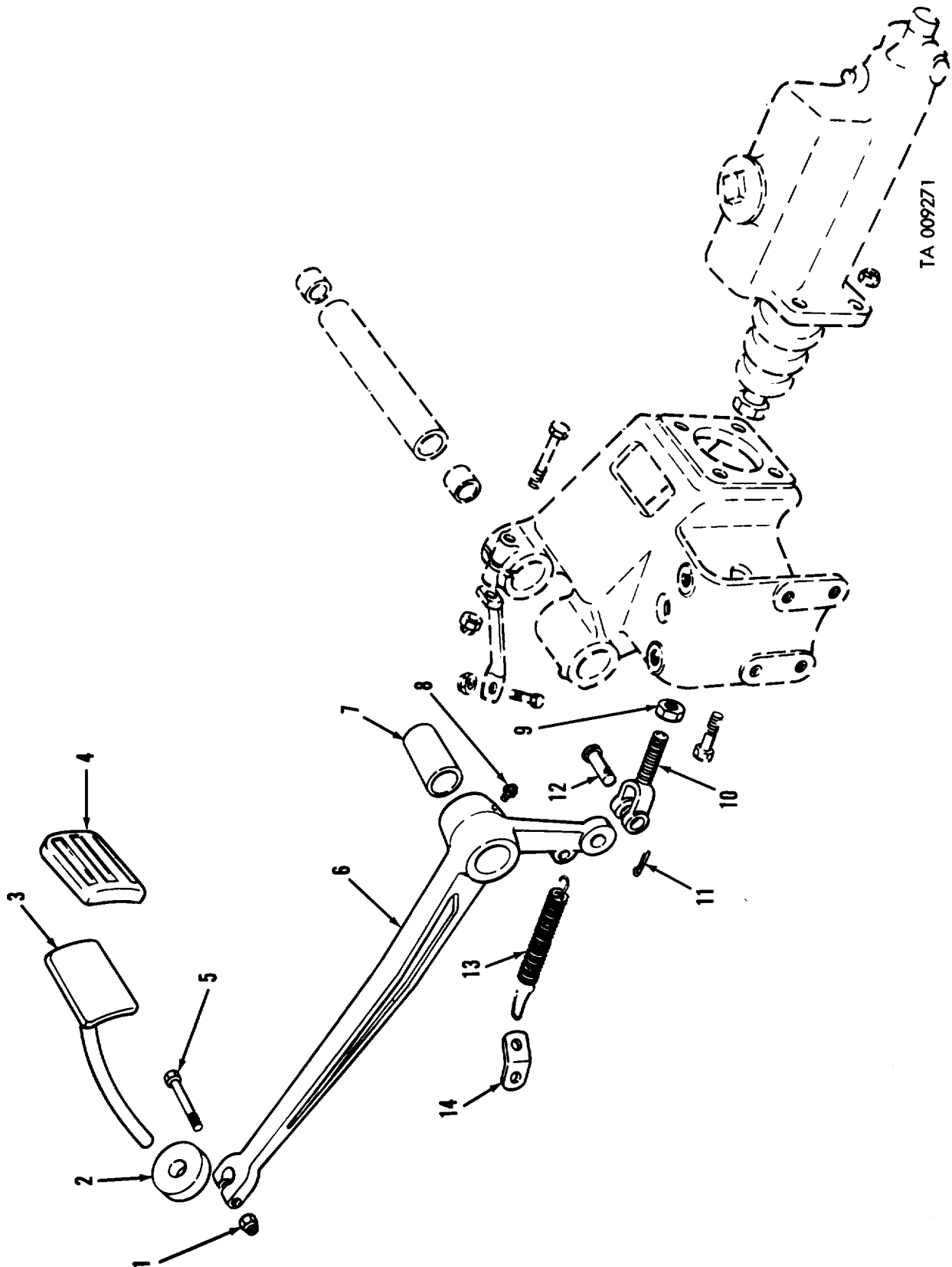
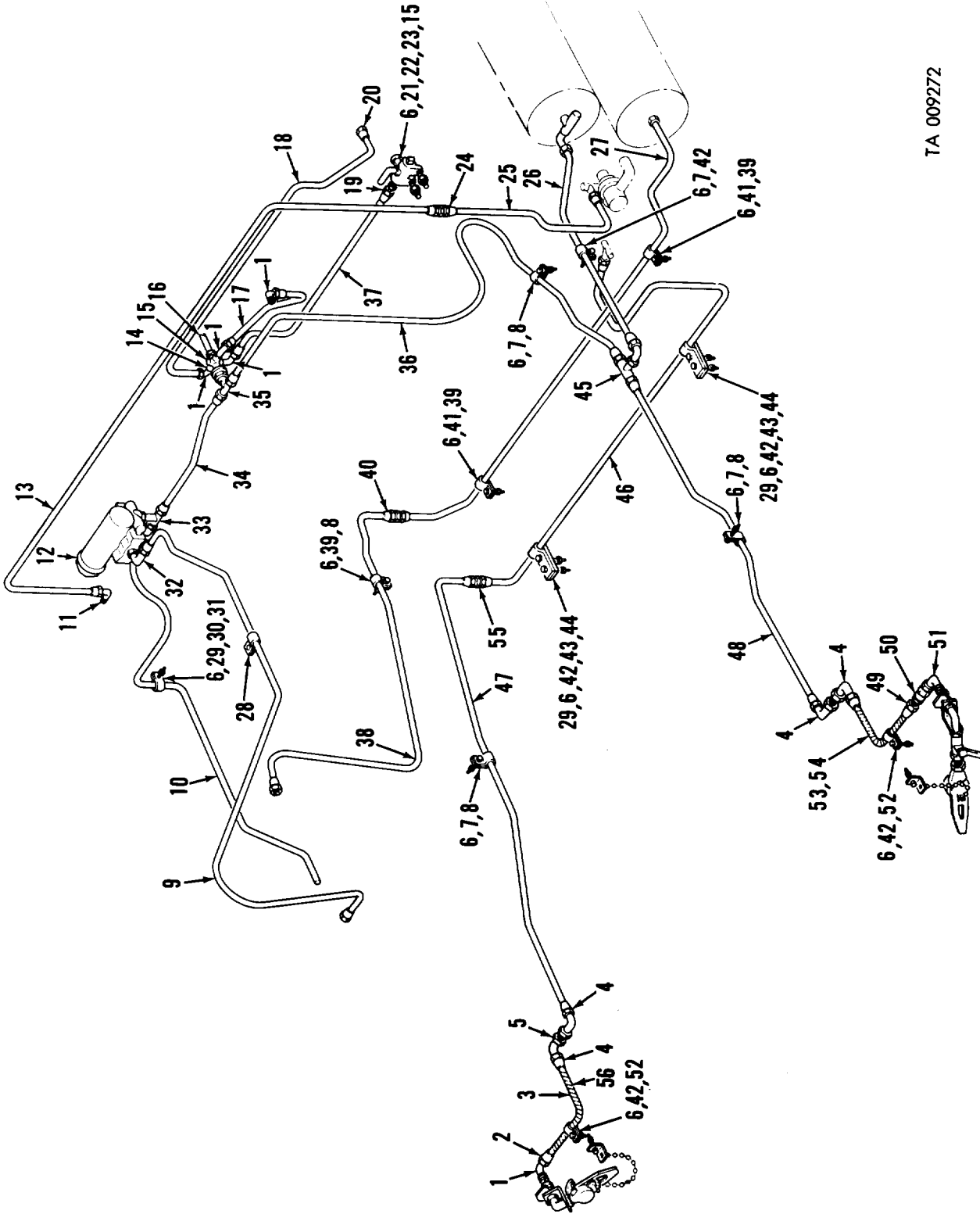
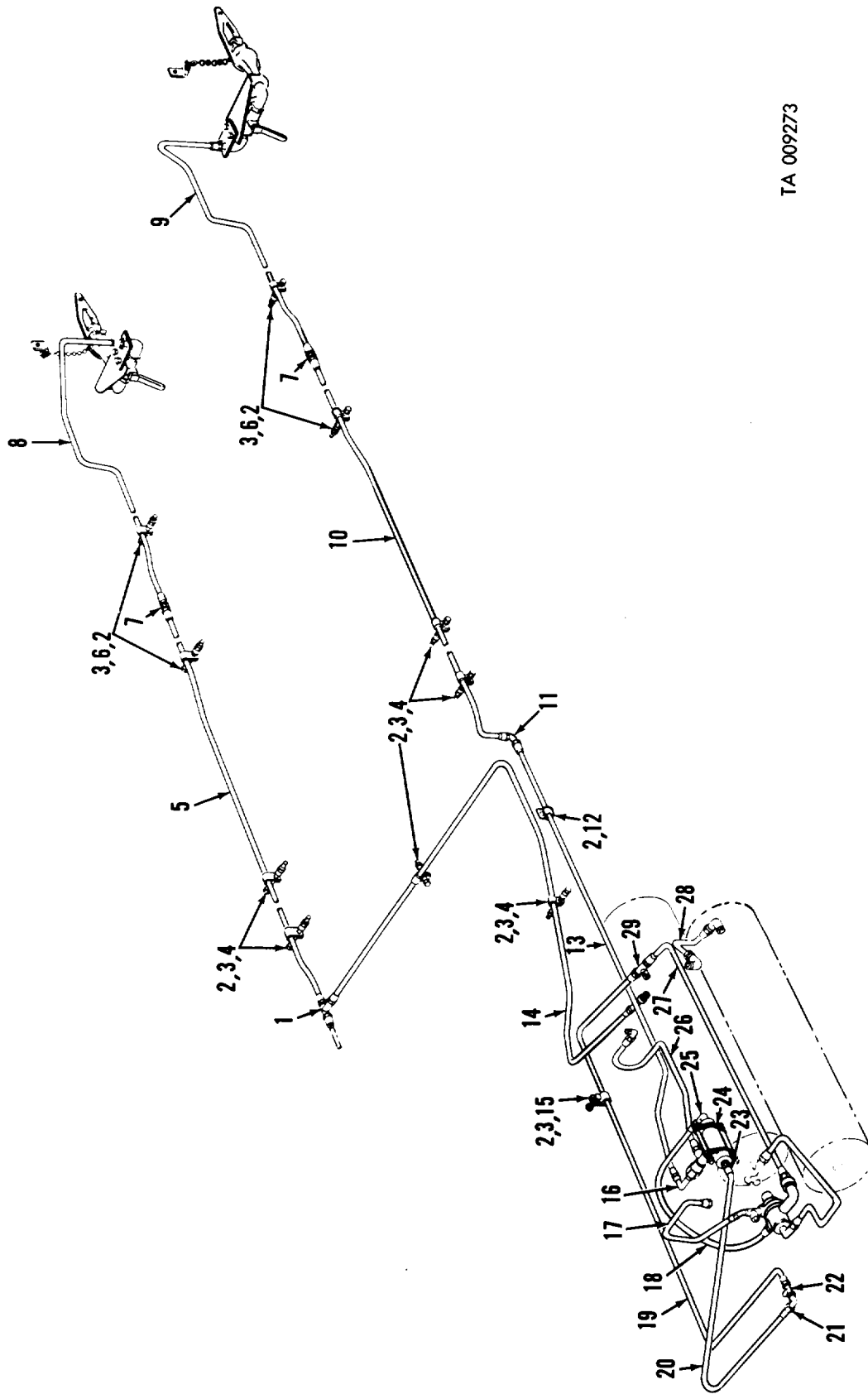


Figure 110. Brake pedal and linkage.



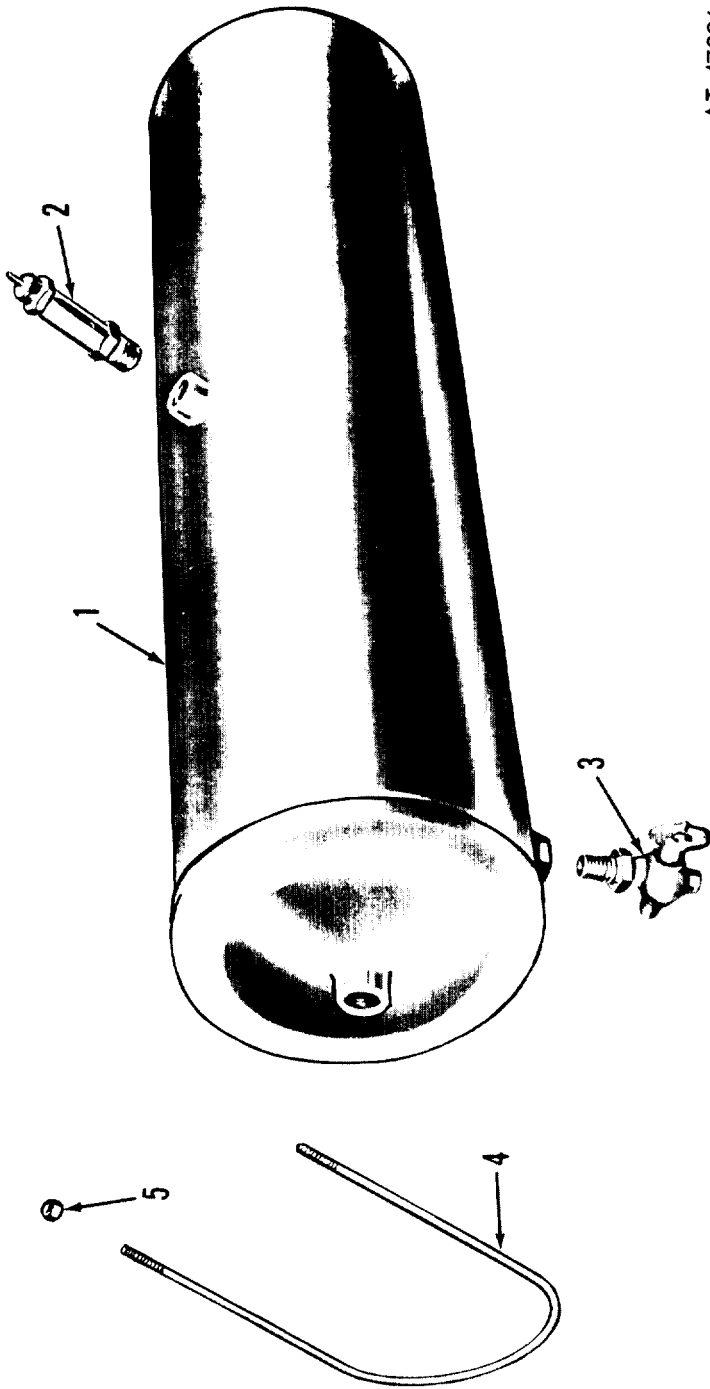
TA 009272

Figure 111. Front air lines.



TA 009273

Figure 112. Air lines rear.



AT 47226

Figure 113. Air reservoir and safety valve.

TA 009274

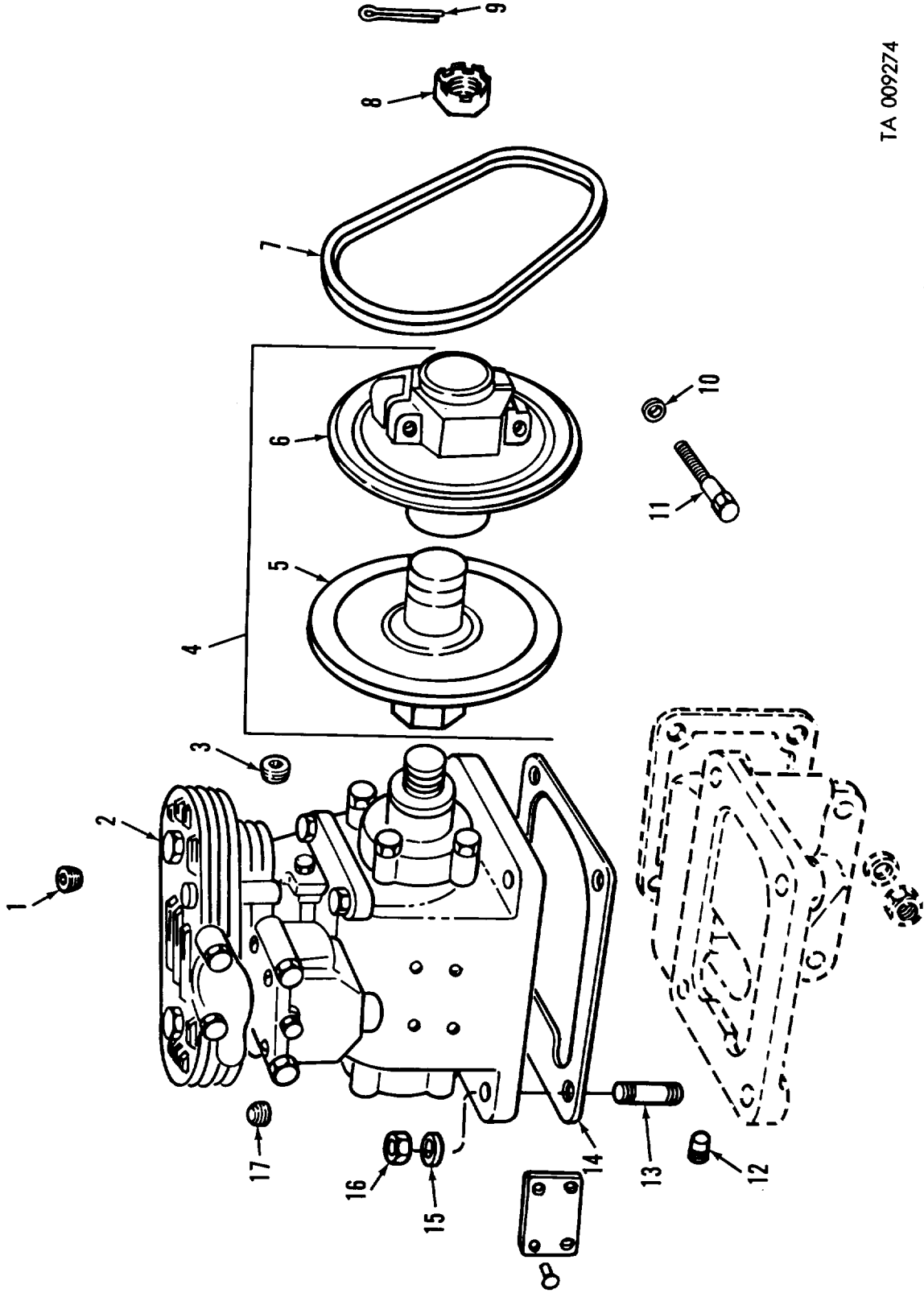

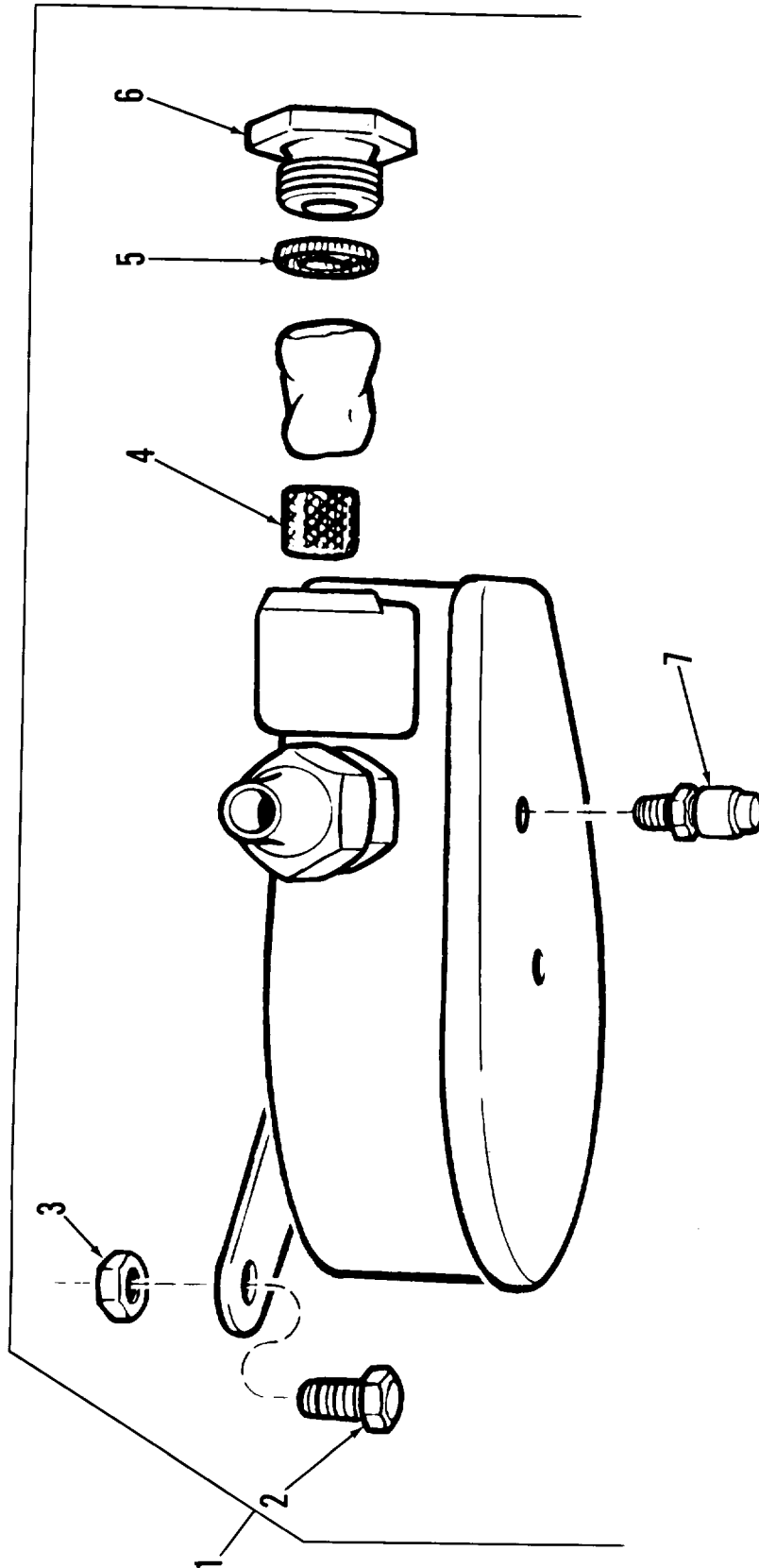


Figure 114. Air compressor assembly (gasoline).



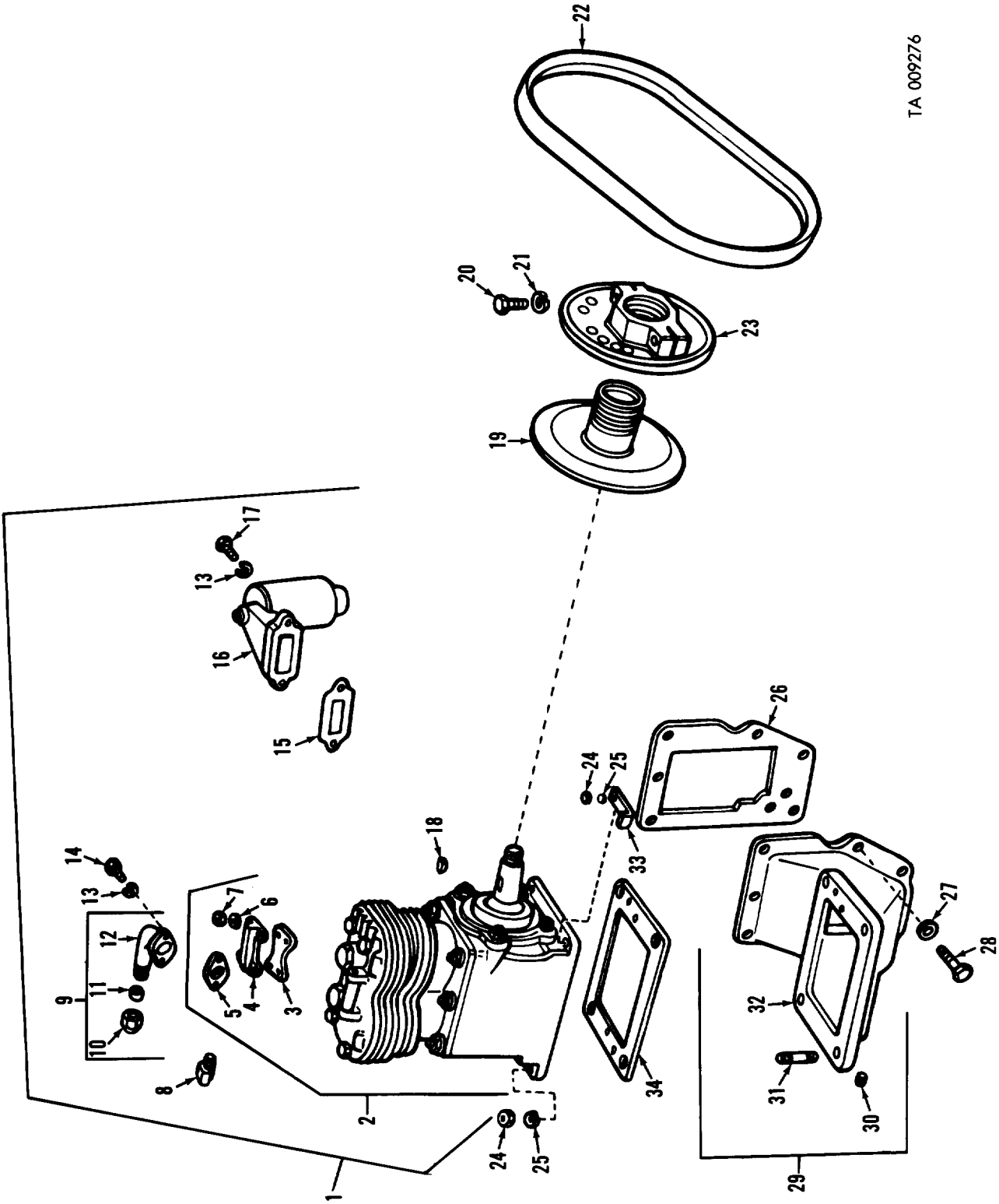
TA 009275

Figure 115. Air compressor strainer assembly (gasoline).



AT 47228

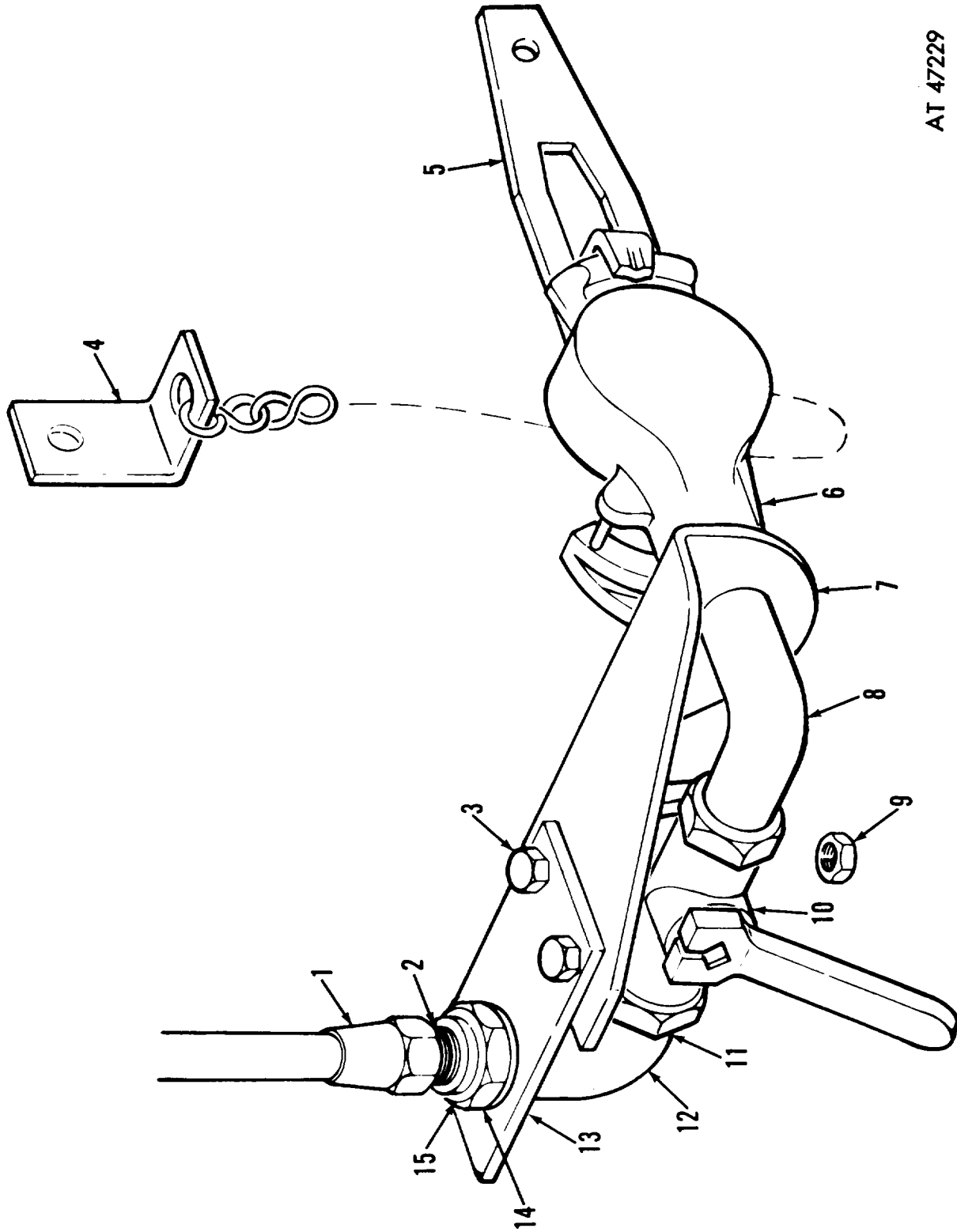
Figure 116. Air governor assembly.



TA 009276

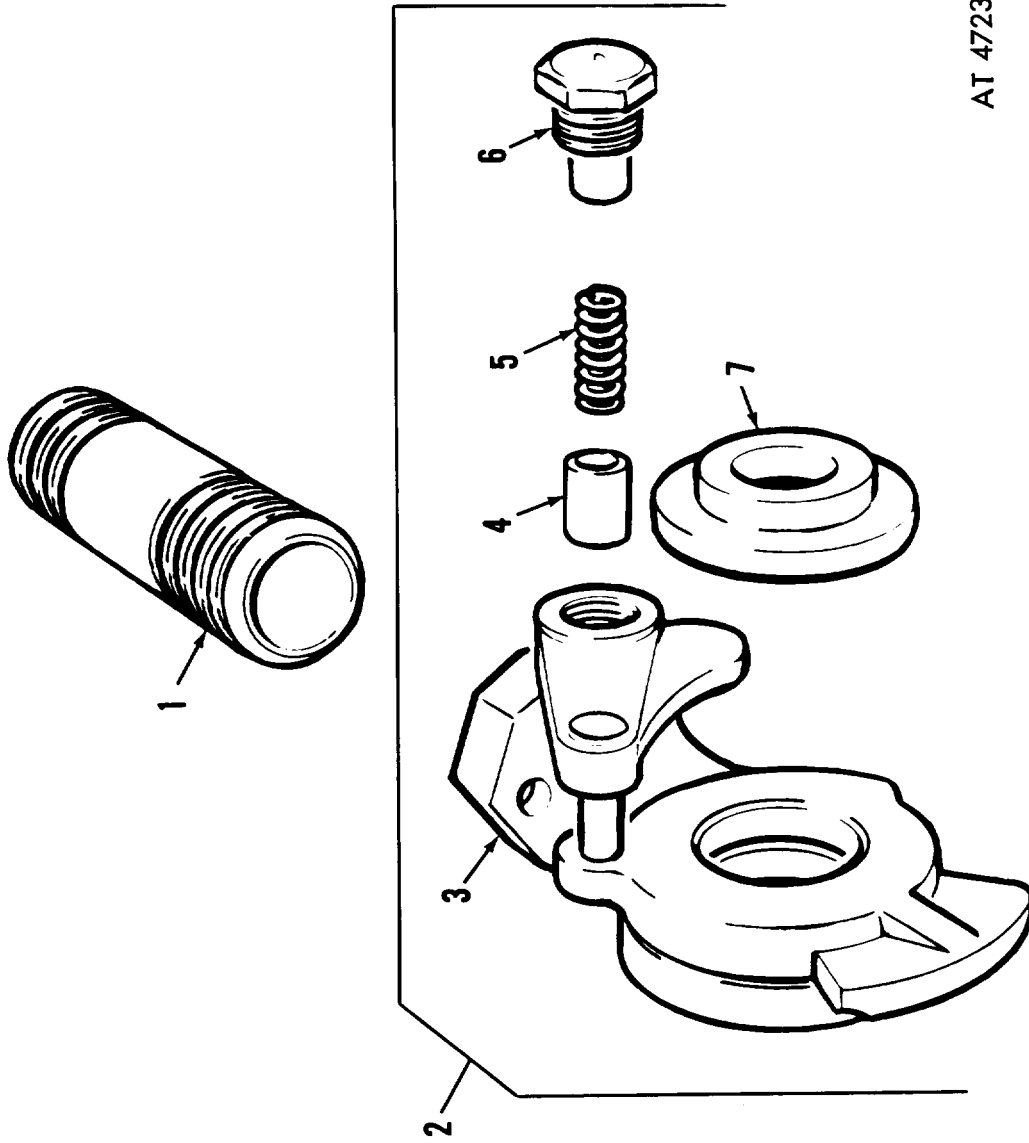
Figure 117. Air compressor and related parts—multifuel.





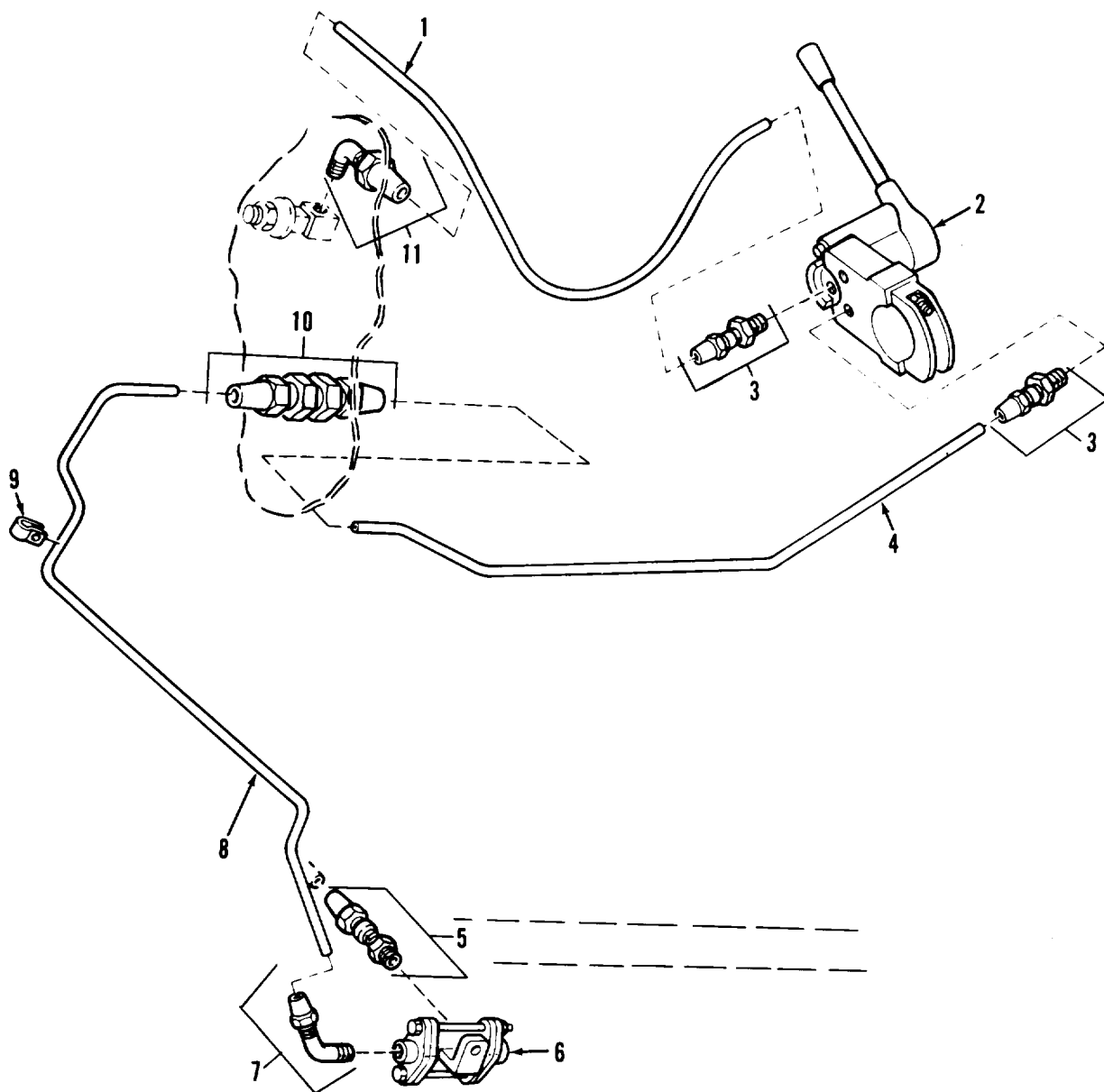
AT 47229

Figure 118. Trailer connections.



AT 47230

Figure 119. Trailer coupling assembly.



AT 47231

Figure 120. Trailerr brake control and related parts.

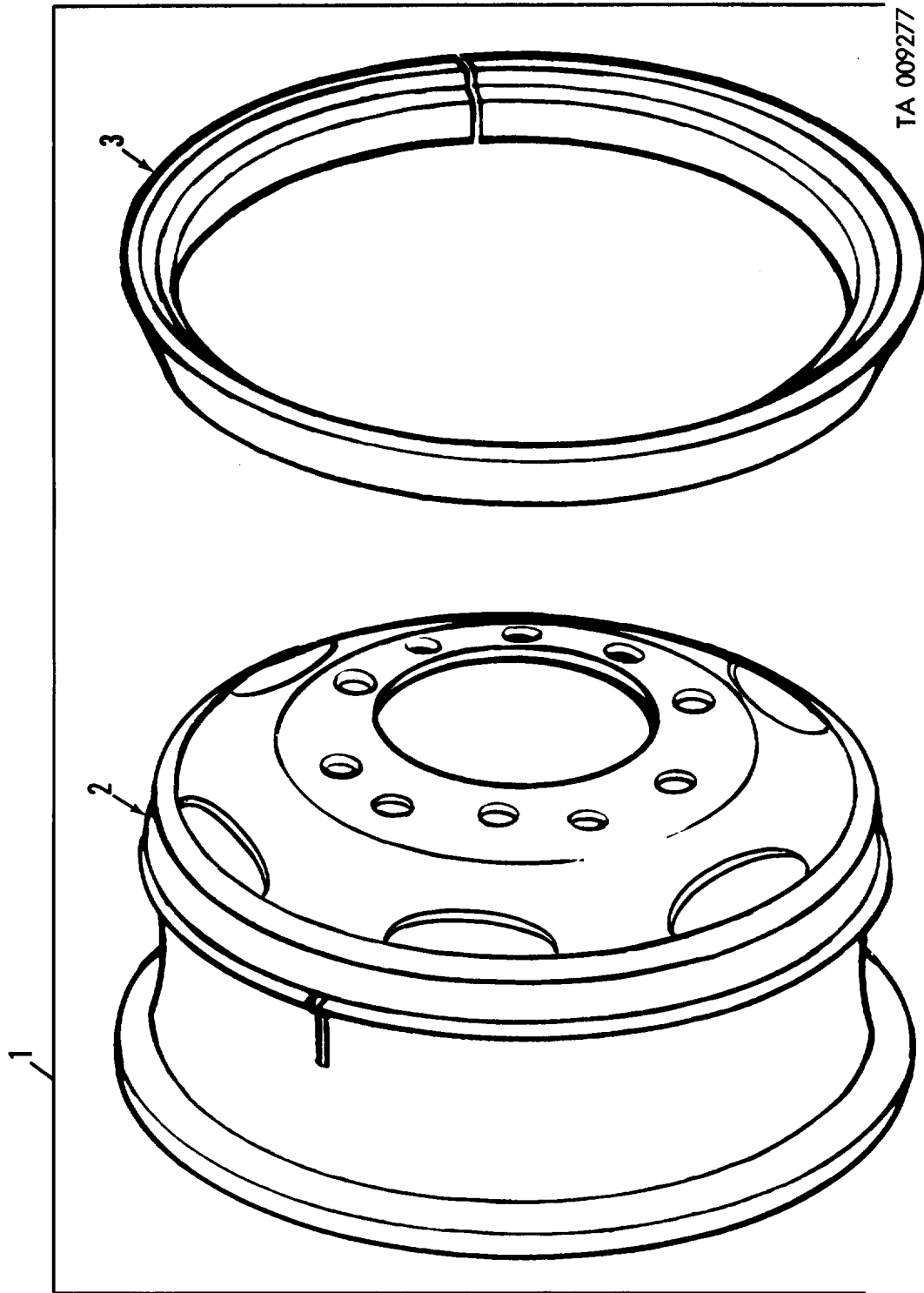


Figure 121. Wheel with ring assembly.

AT 47233

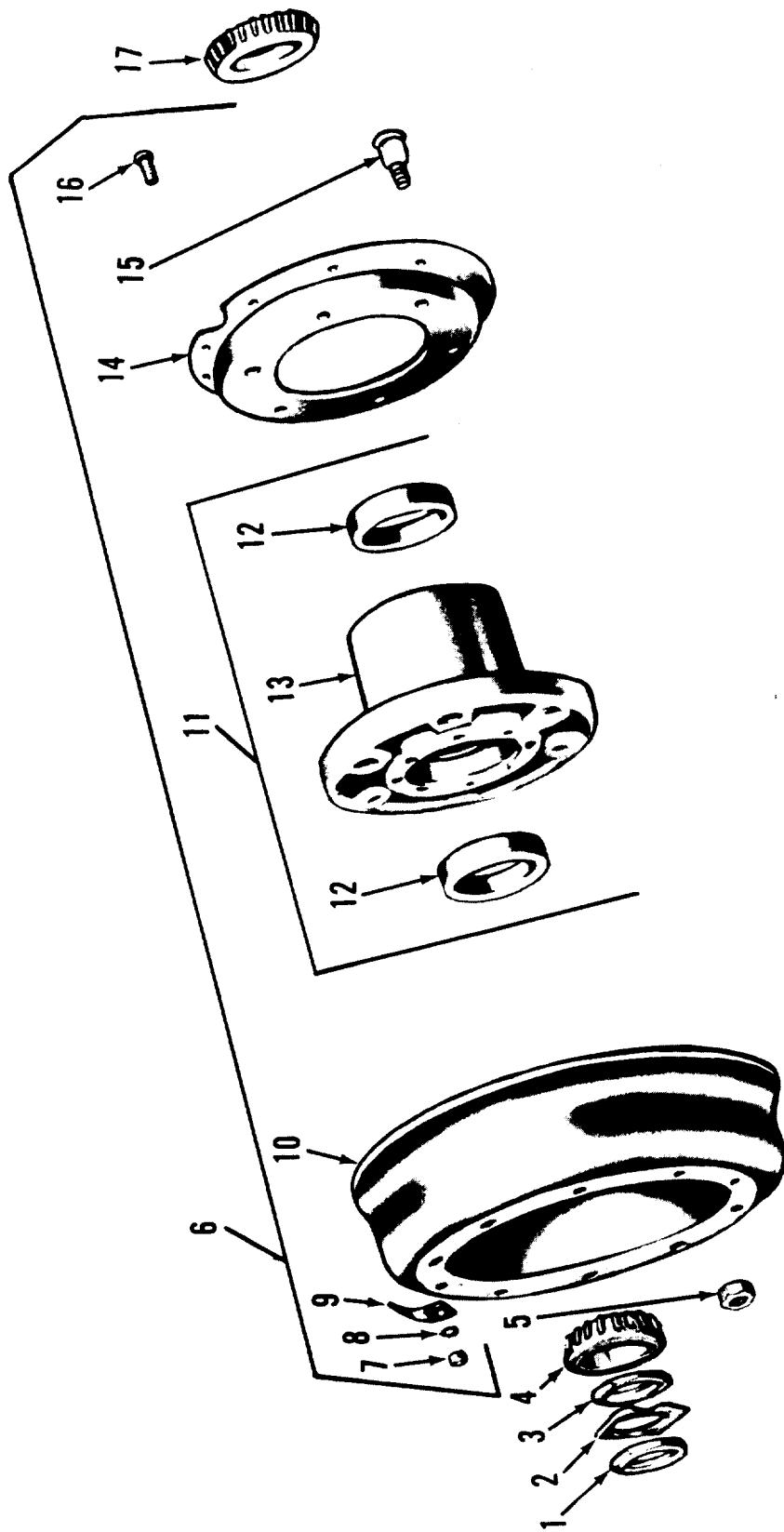
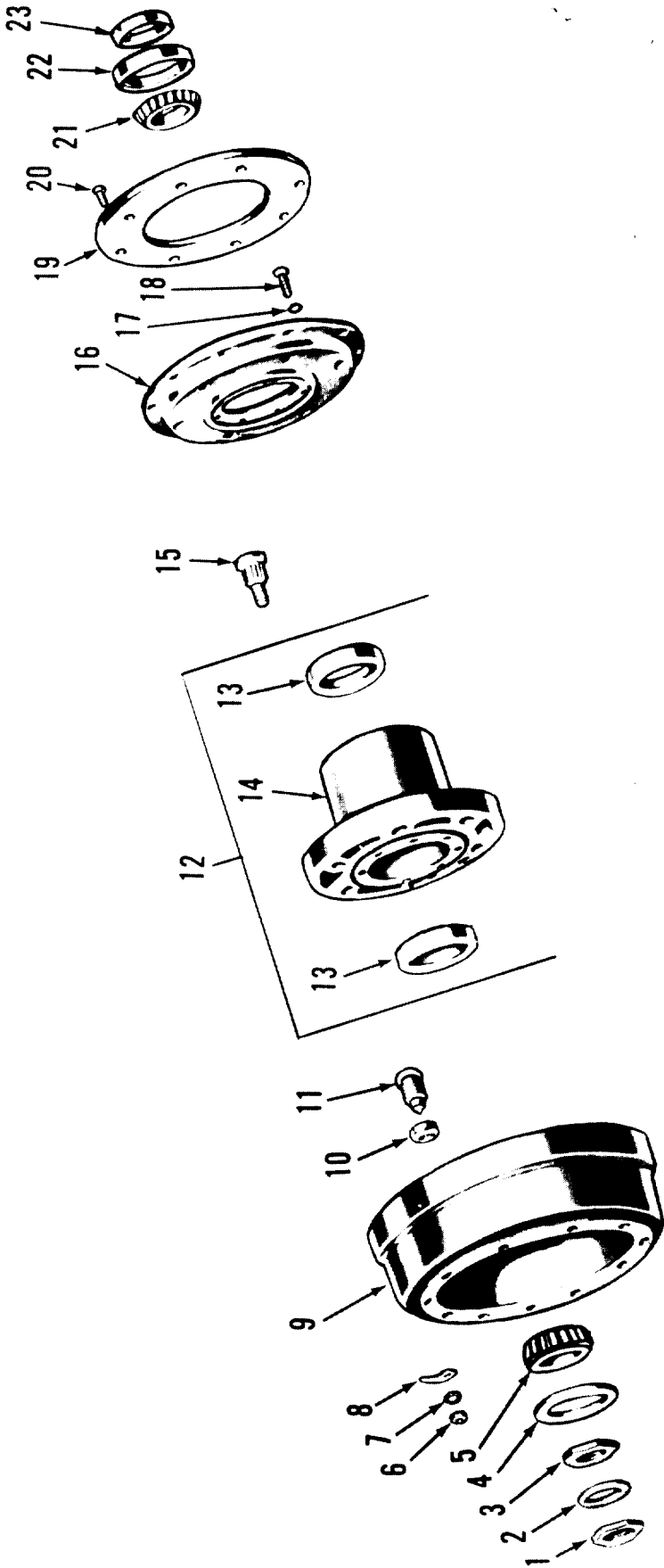
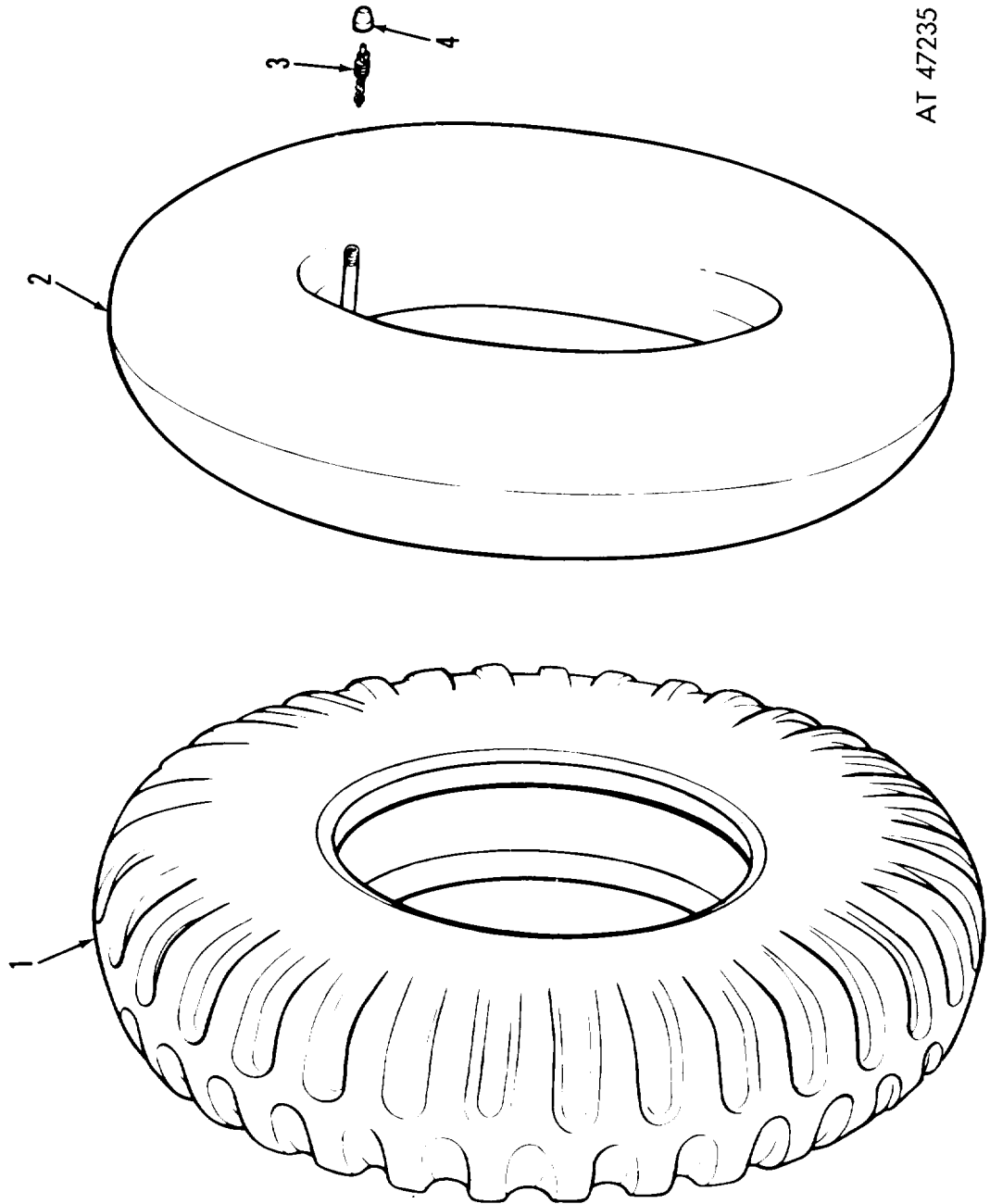


Figure 122. Front wheel hub and brake drum.



AT 47234

Figure 123. Rear axle hub assembly; drum and related parts.



AT 47235

Figure 124. Tire and inner tube, pneumatic.

AT 47236

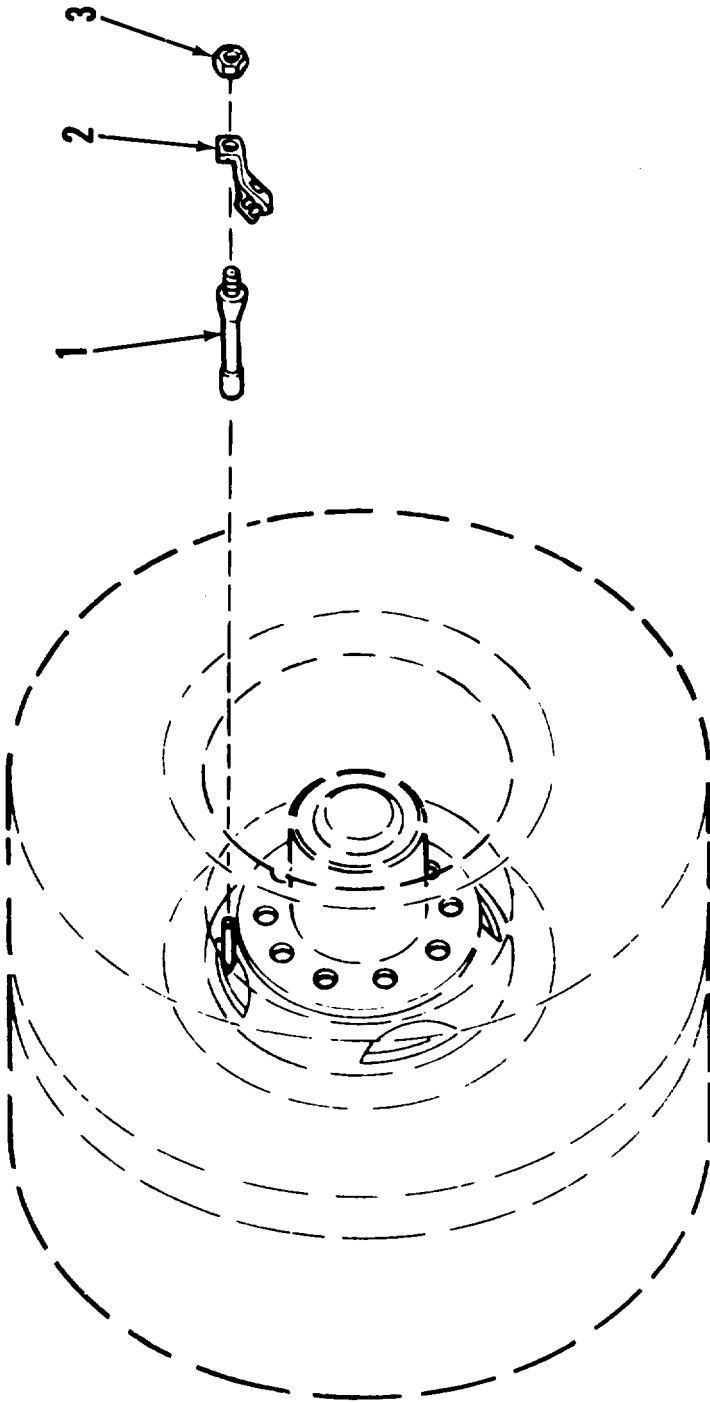
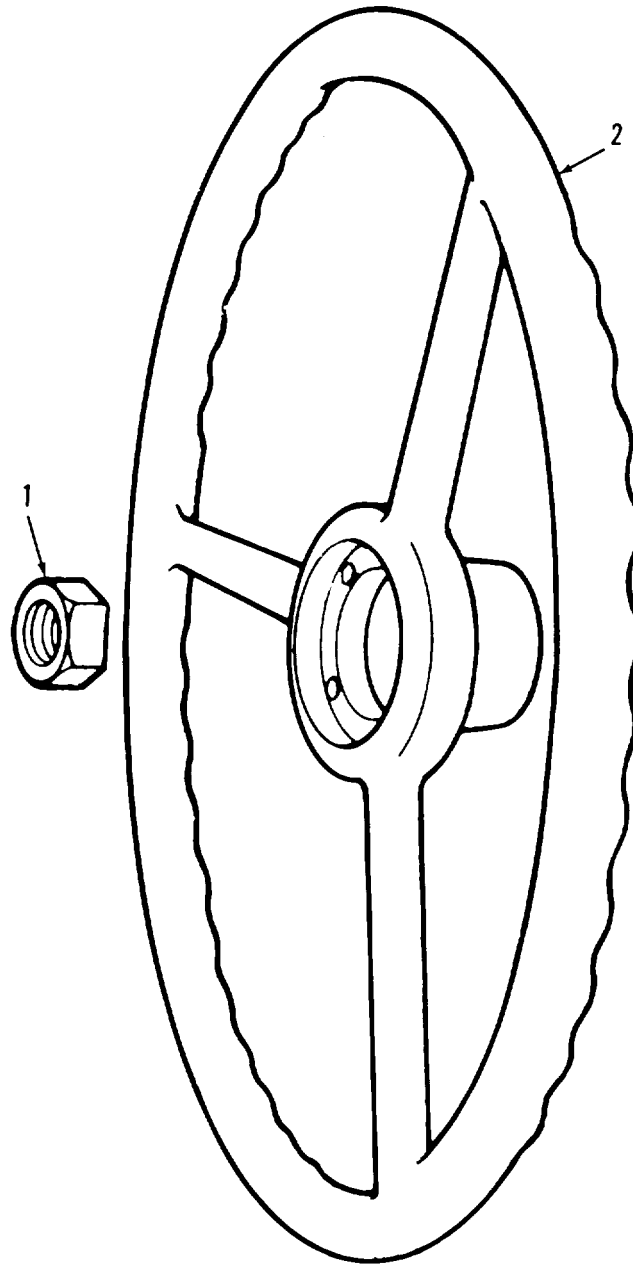


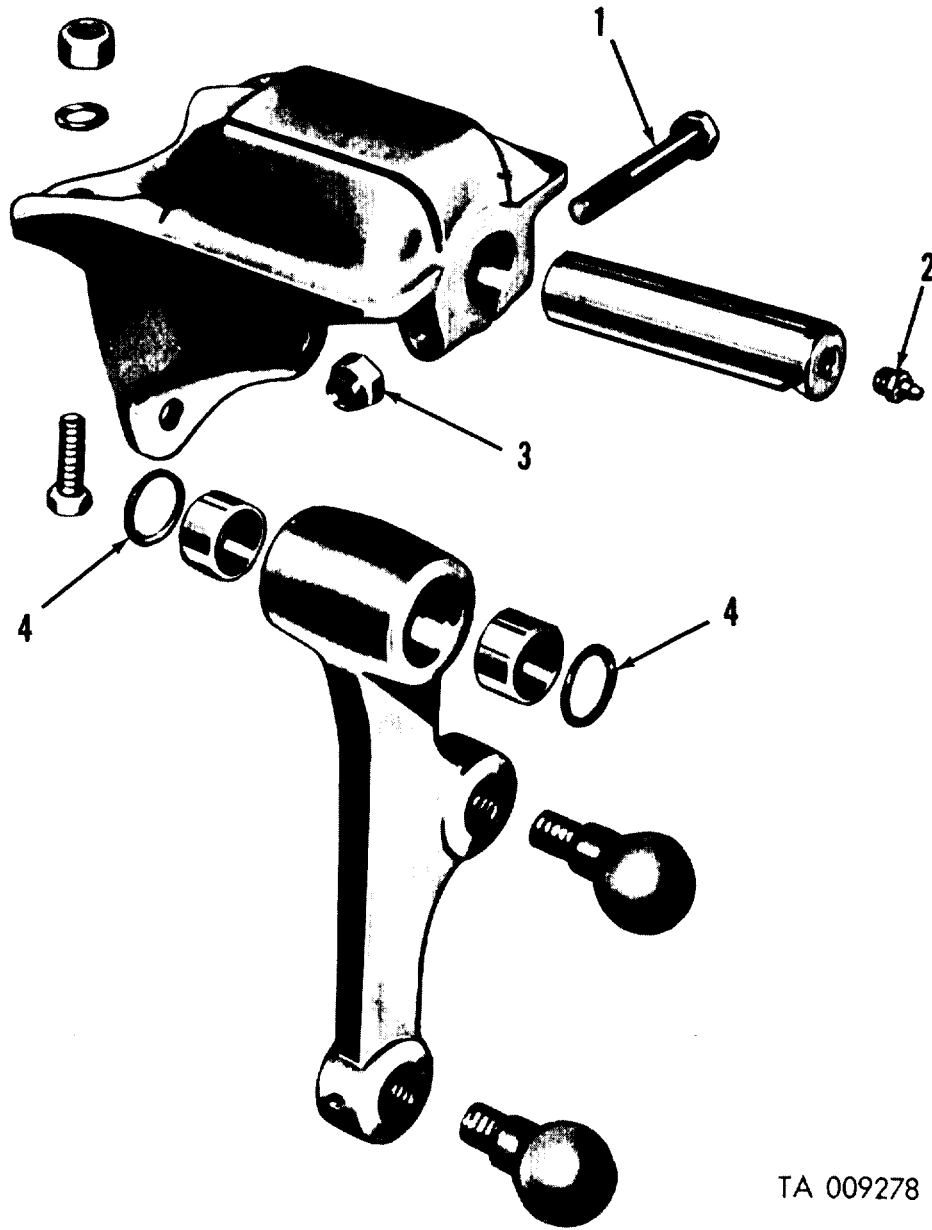
Figure 125. Tire valve extension.





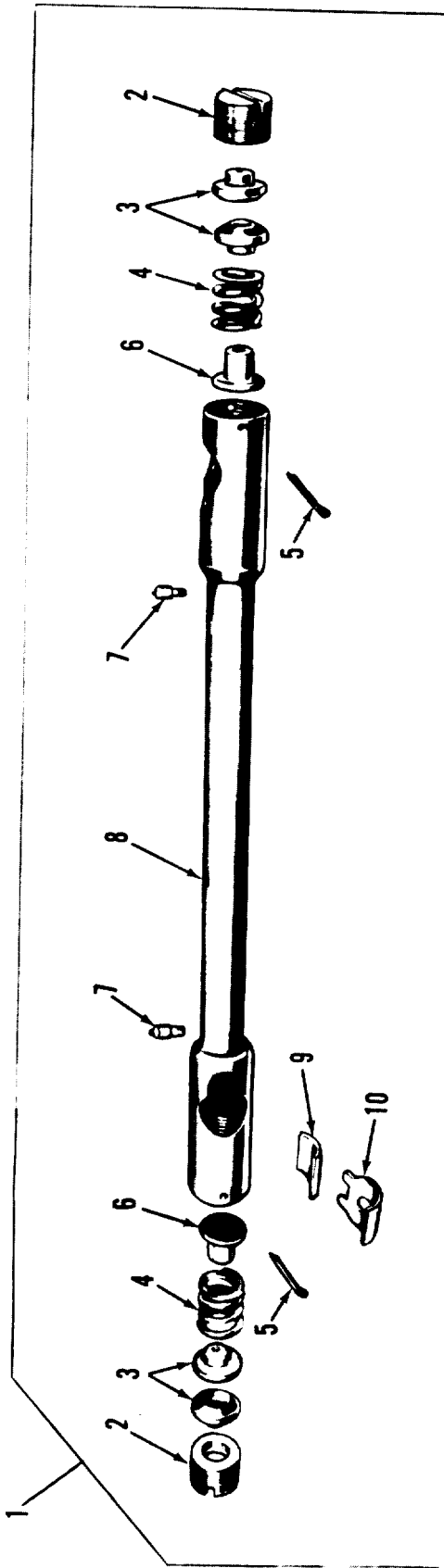
AT 47237

*Figure 126. Steering wheel.*



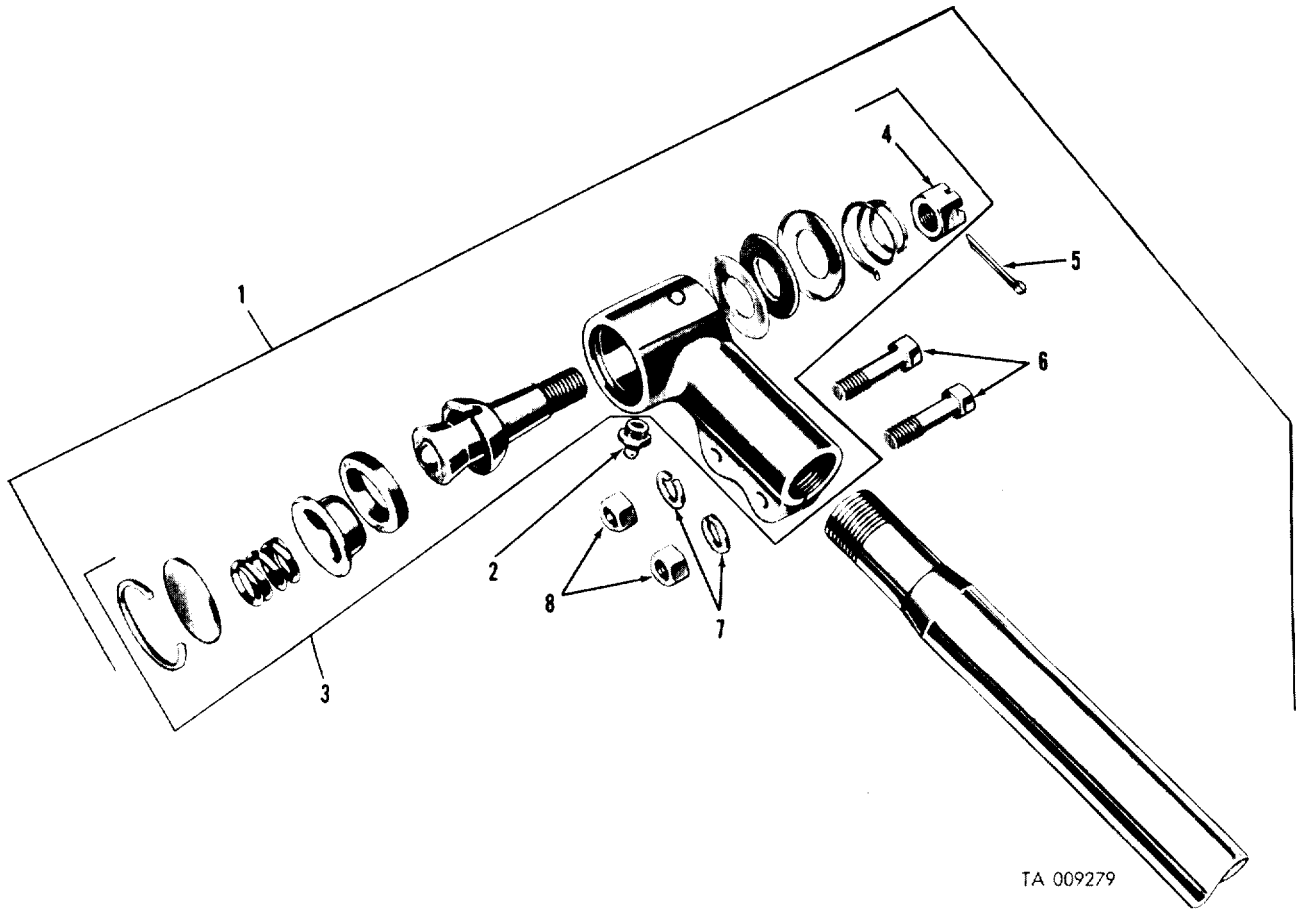
TA 009278

Figure 127. Steering lever and bracket.



AT 47239

Figure 128. Drag link assembly.



TA 009279

Figure 129. Tire rod assembly.

AT 47245

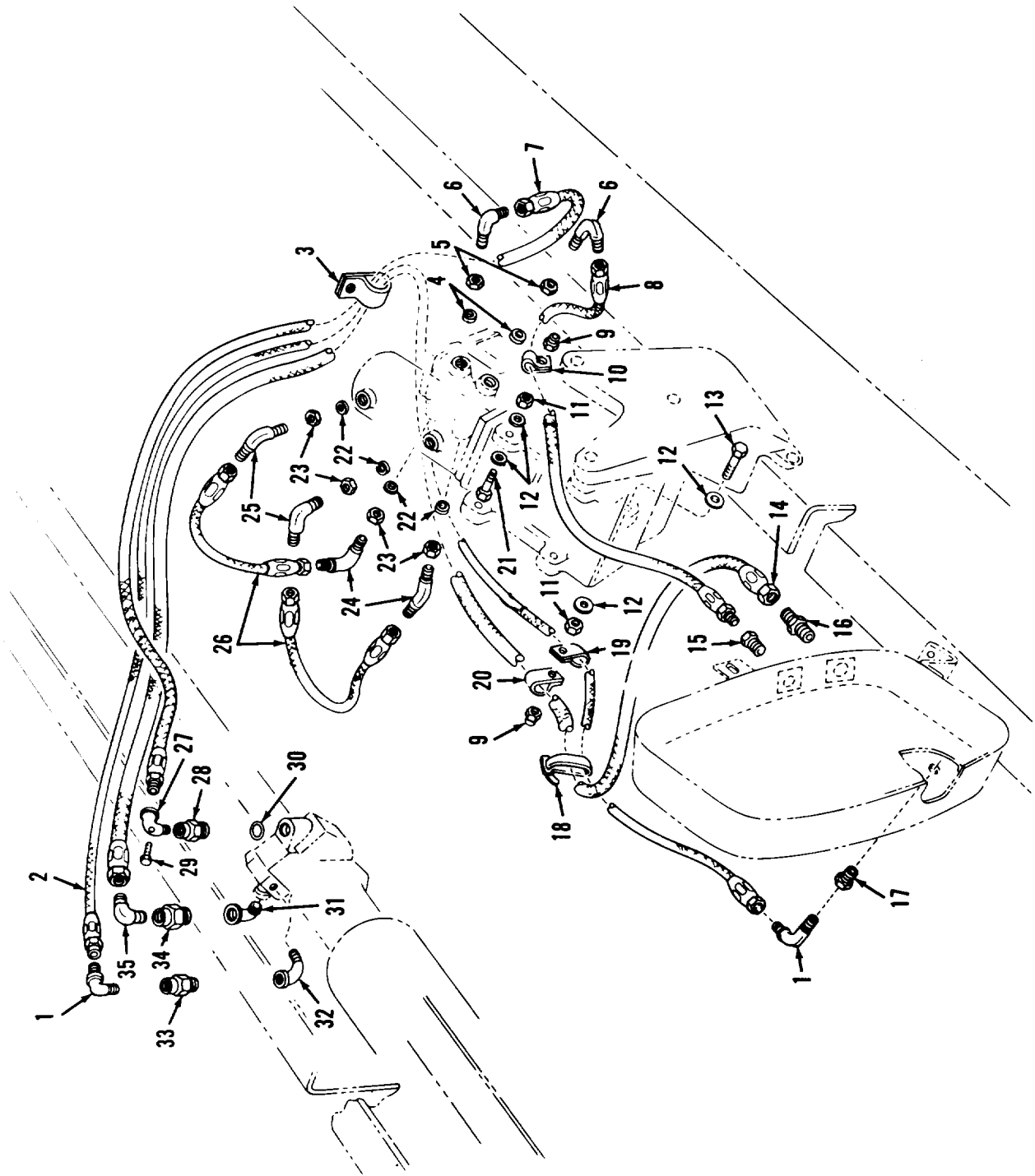
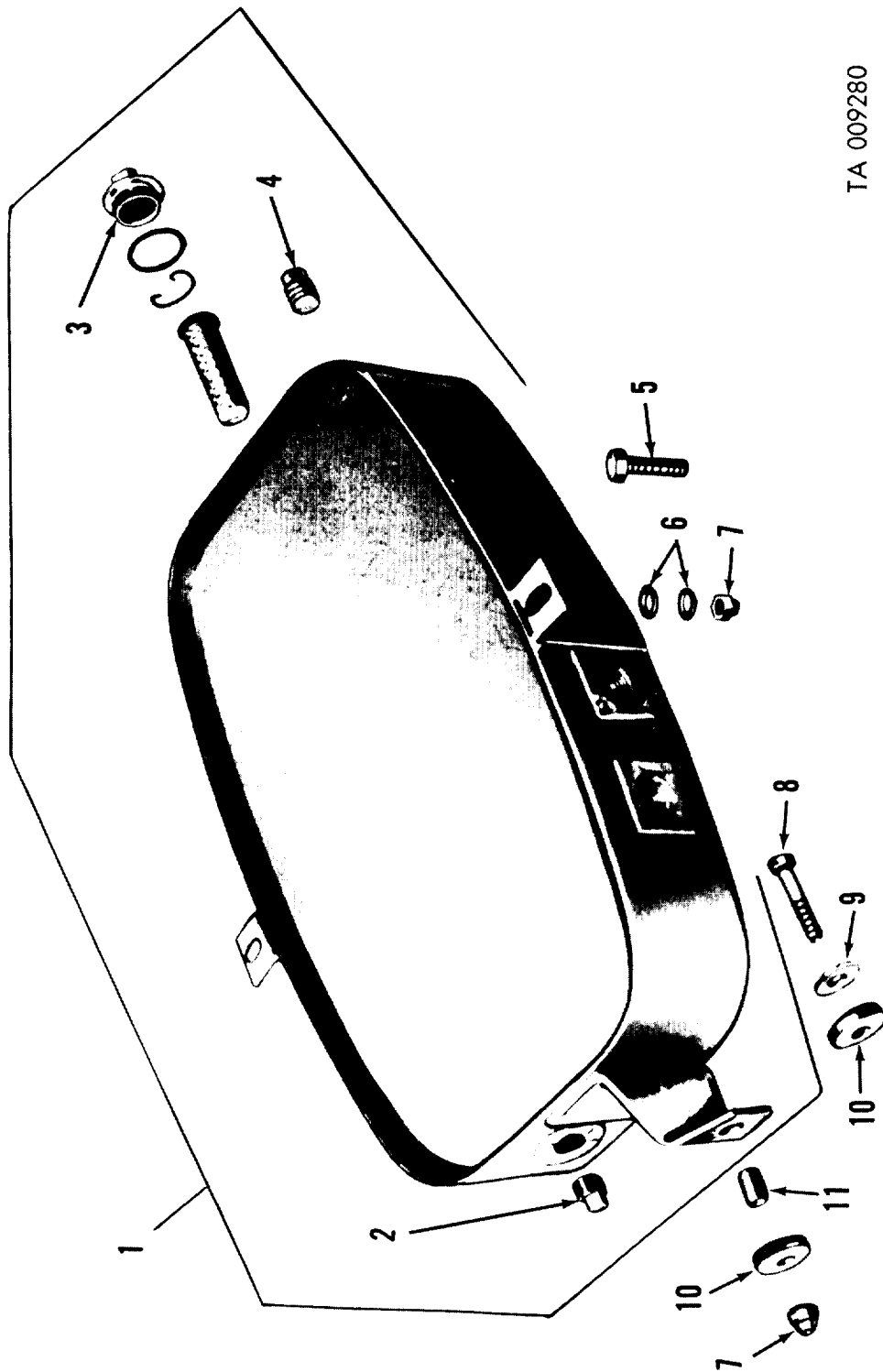


Figure 130. Power steering piping—diesel and multifuel.



TA 009280

Figure 131. Reservoir assembly and related parts.

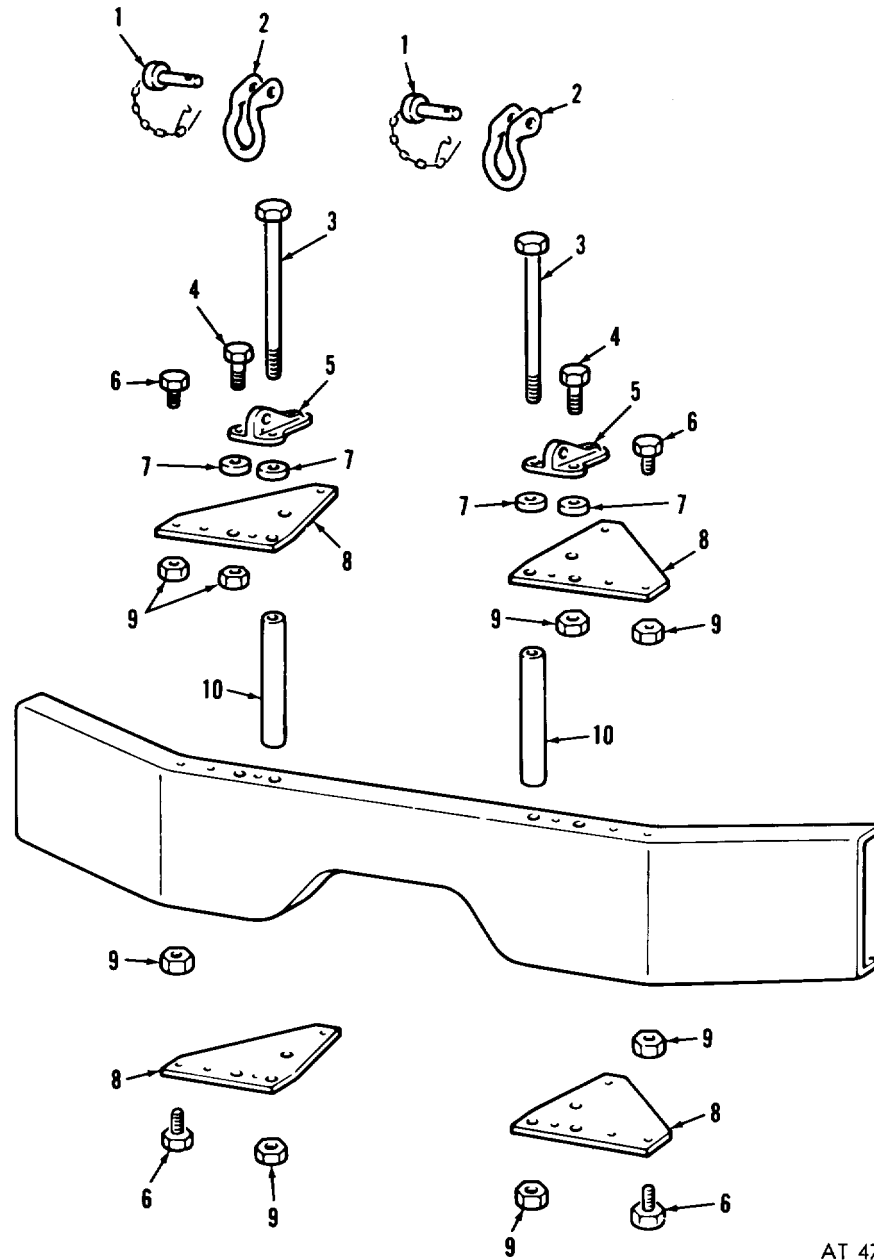
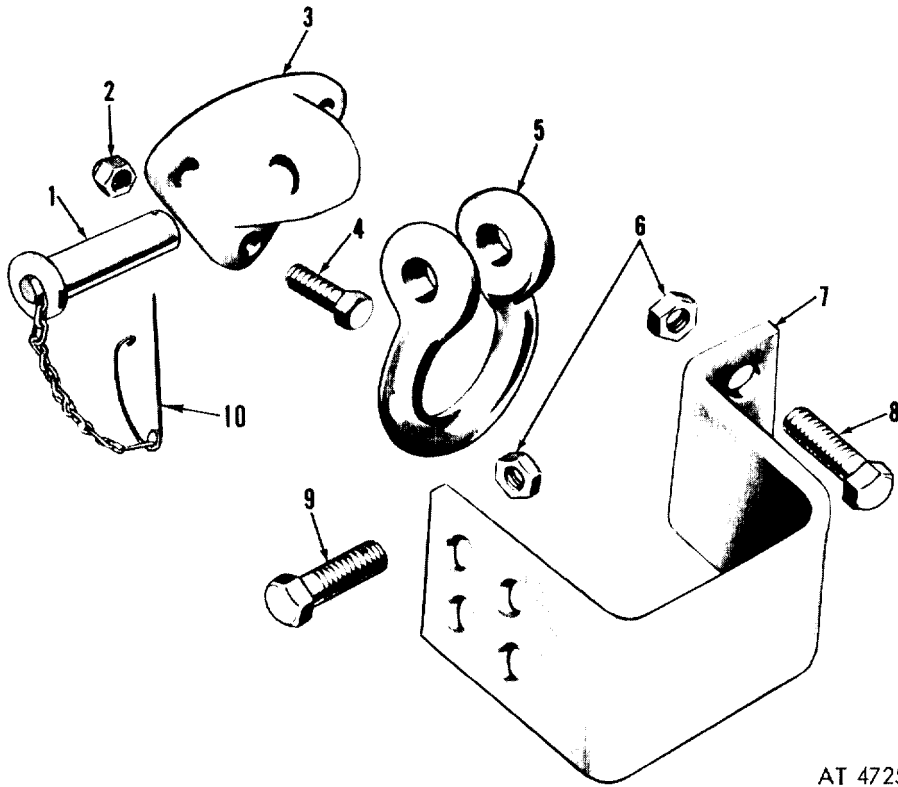


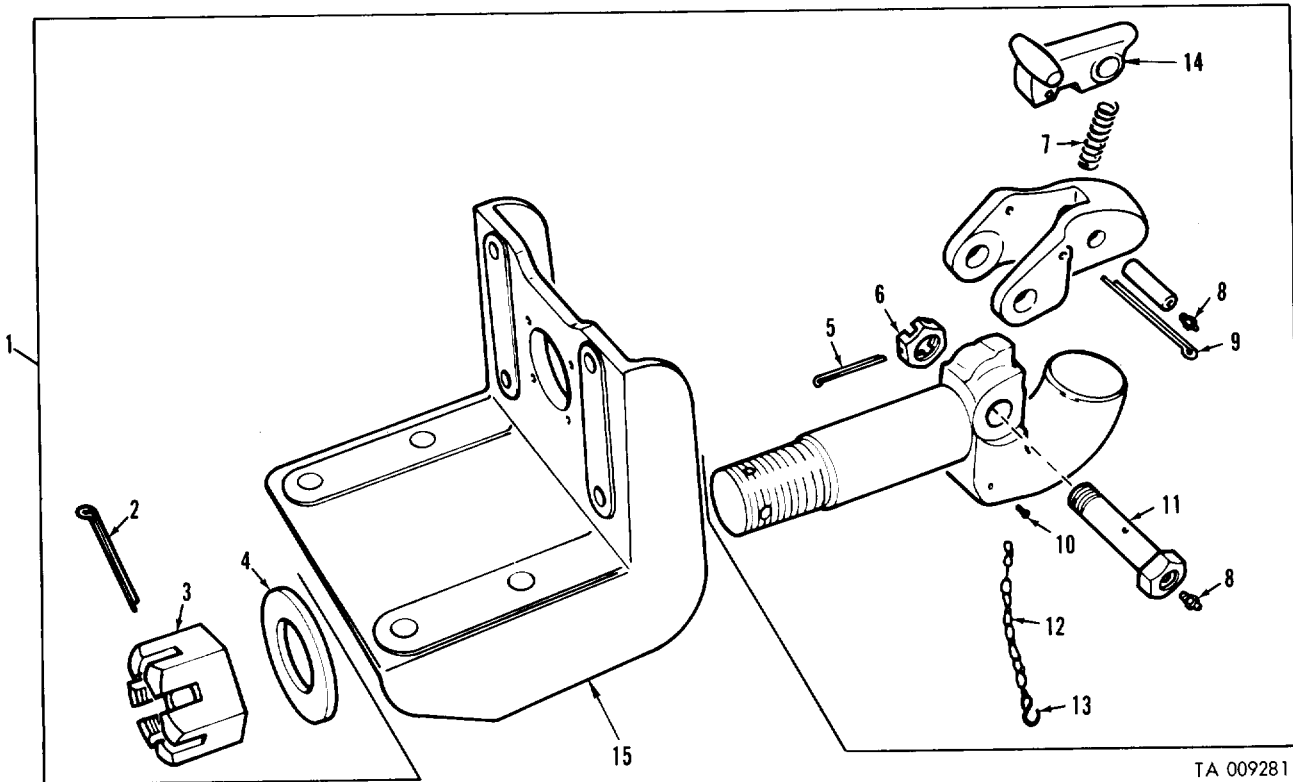
Figure. 132. Front lifting shackles and bumper.

AT 47252



AT 47253

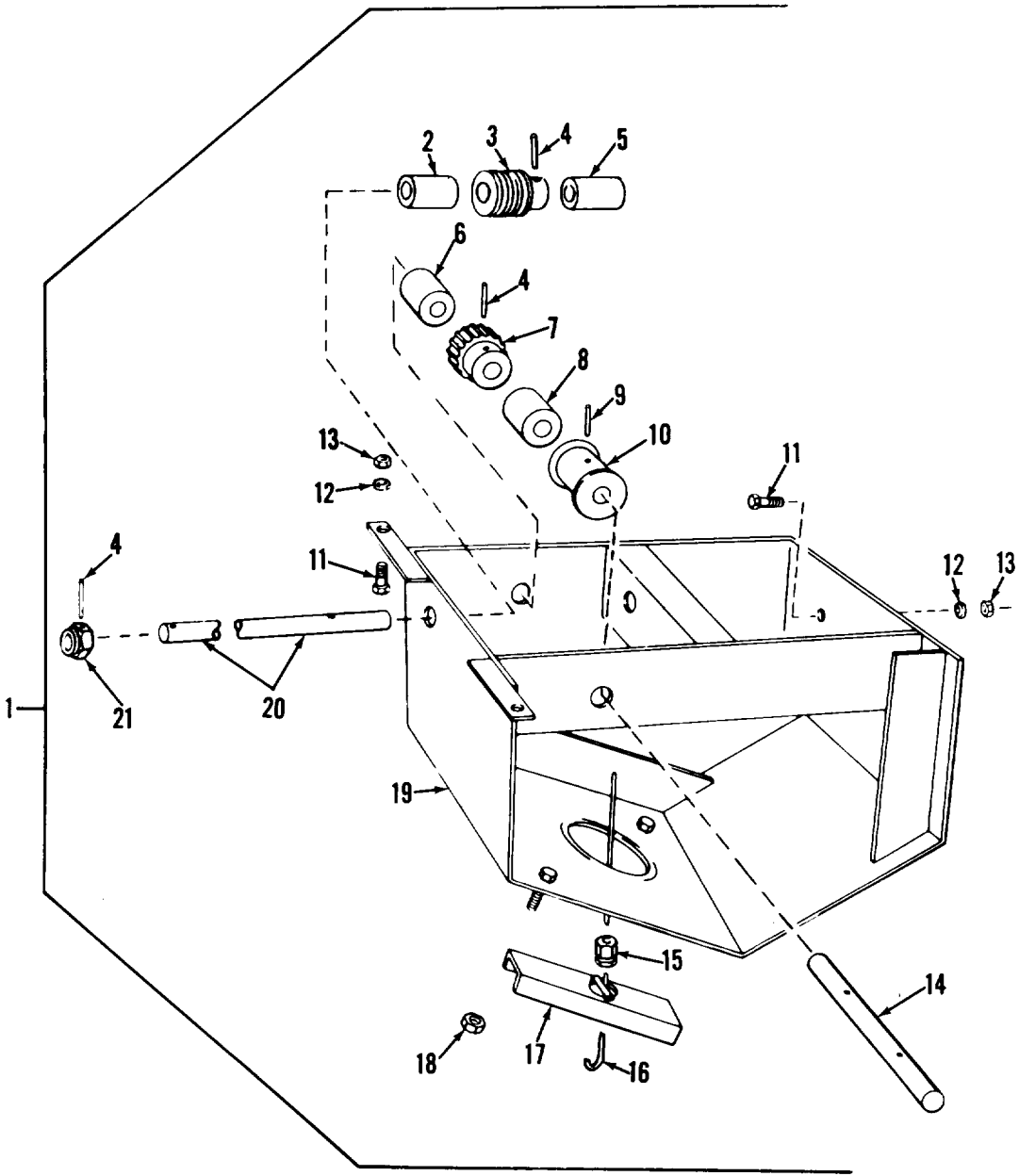
Figure 133. Rear lifting shackle and bumper.



TA 009281

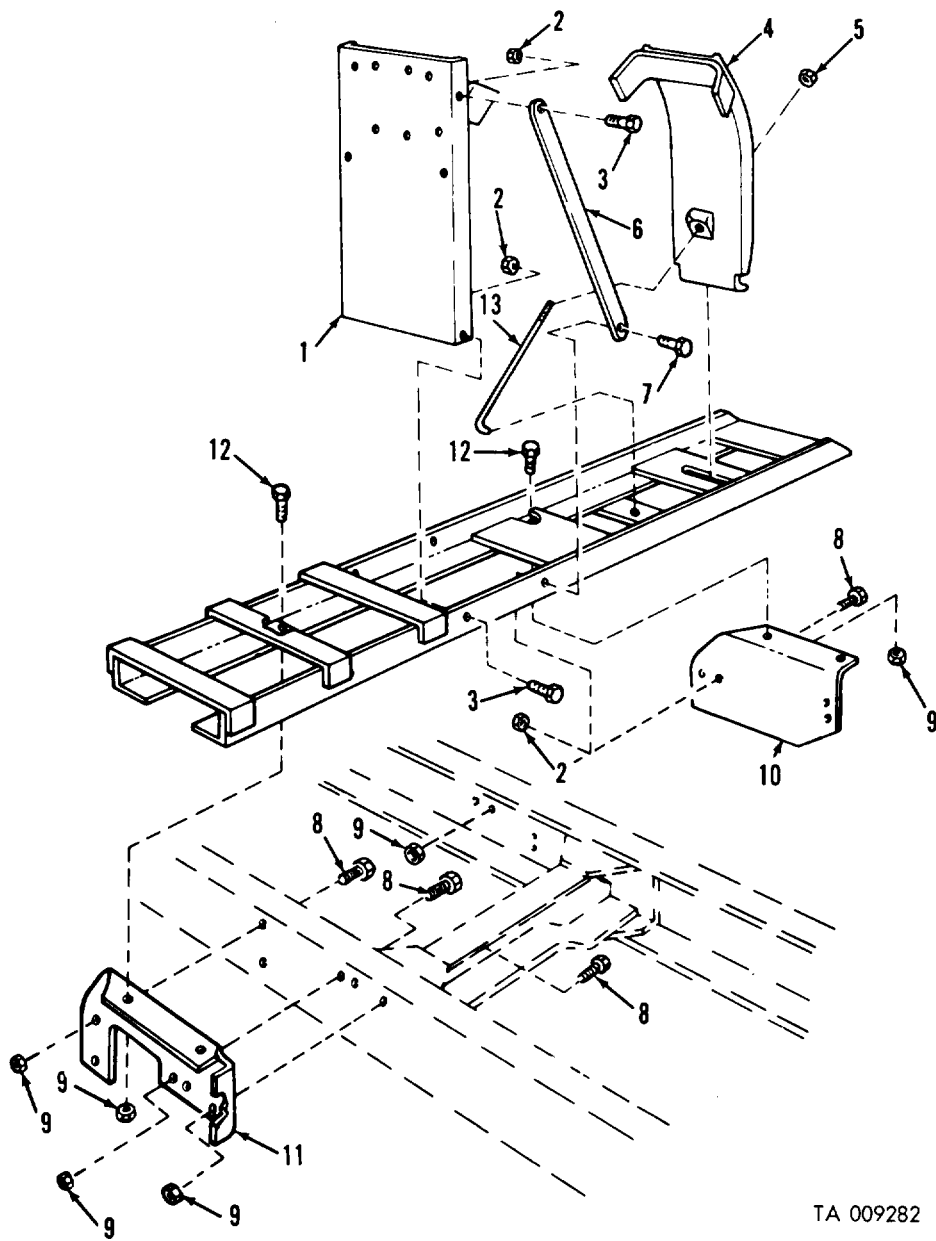
Figure 134. Pintle hook assembly and mounting bracket.





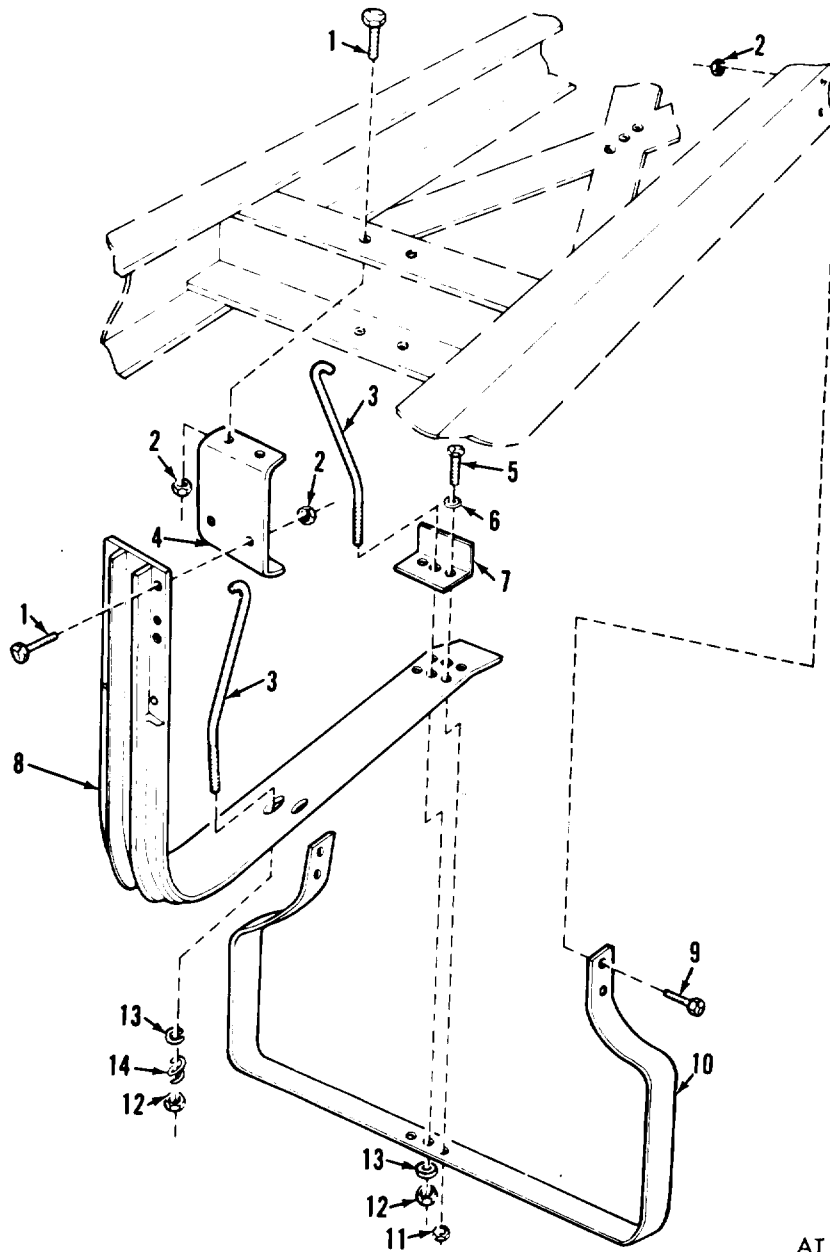
AT 47255

Figure 135. Spare wheel carrier and tire lock.



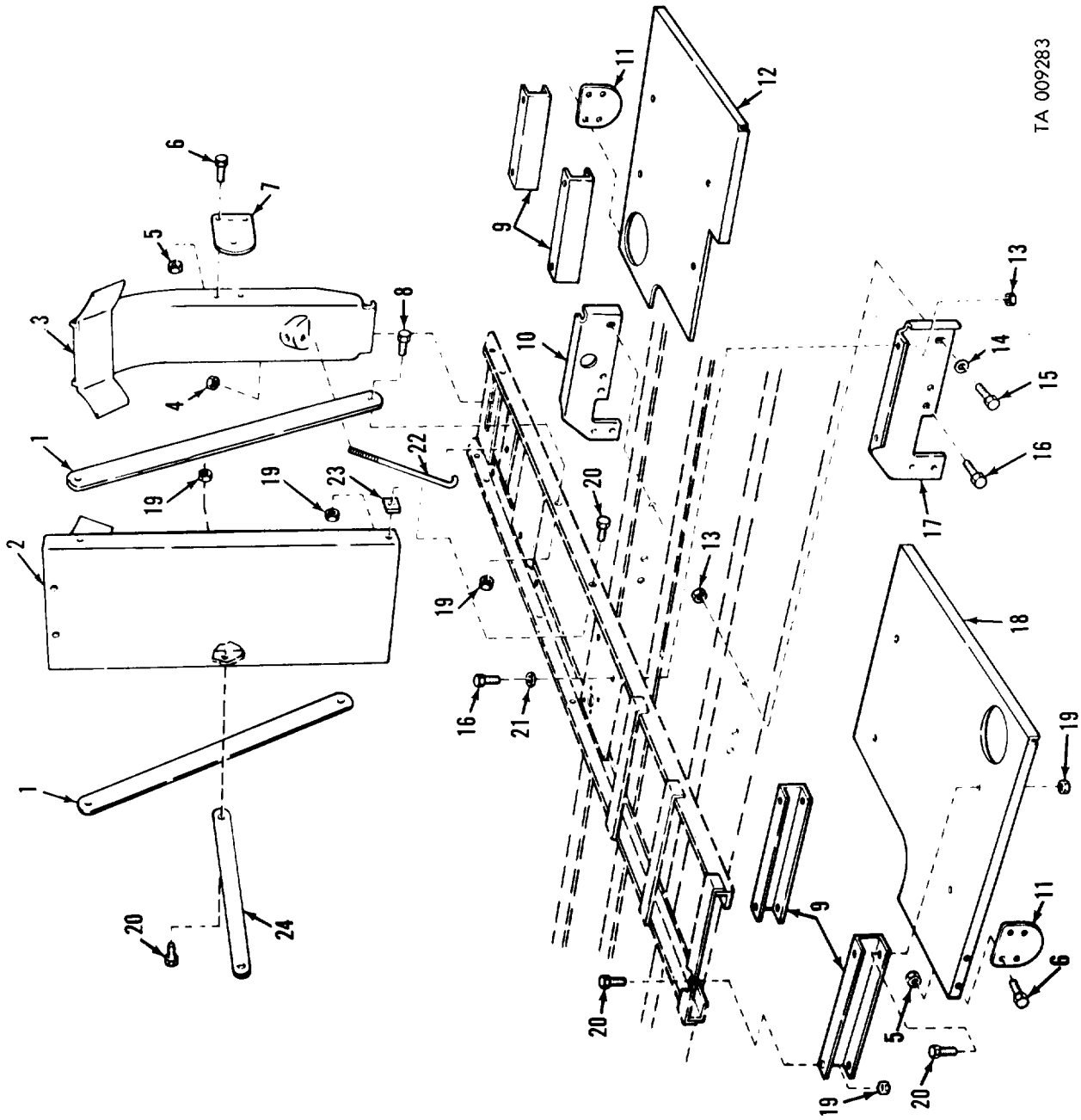
TA 009282

*Figure 136. Tire carrier.*



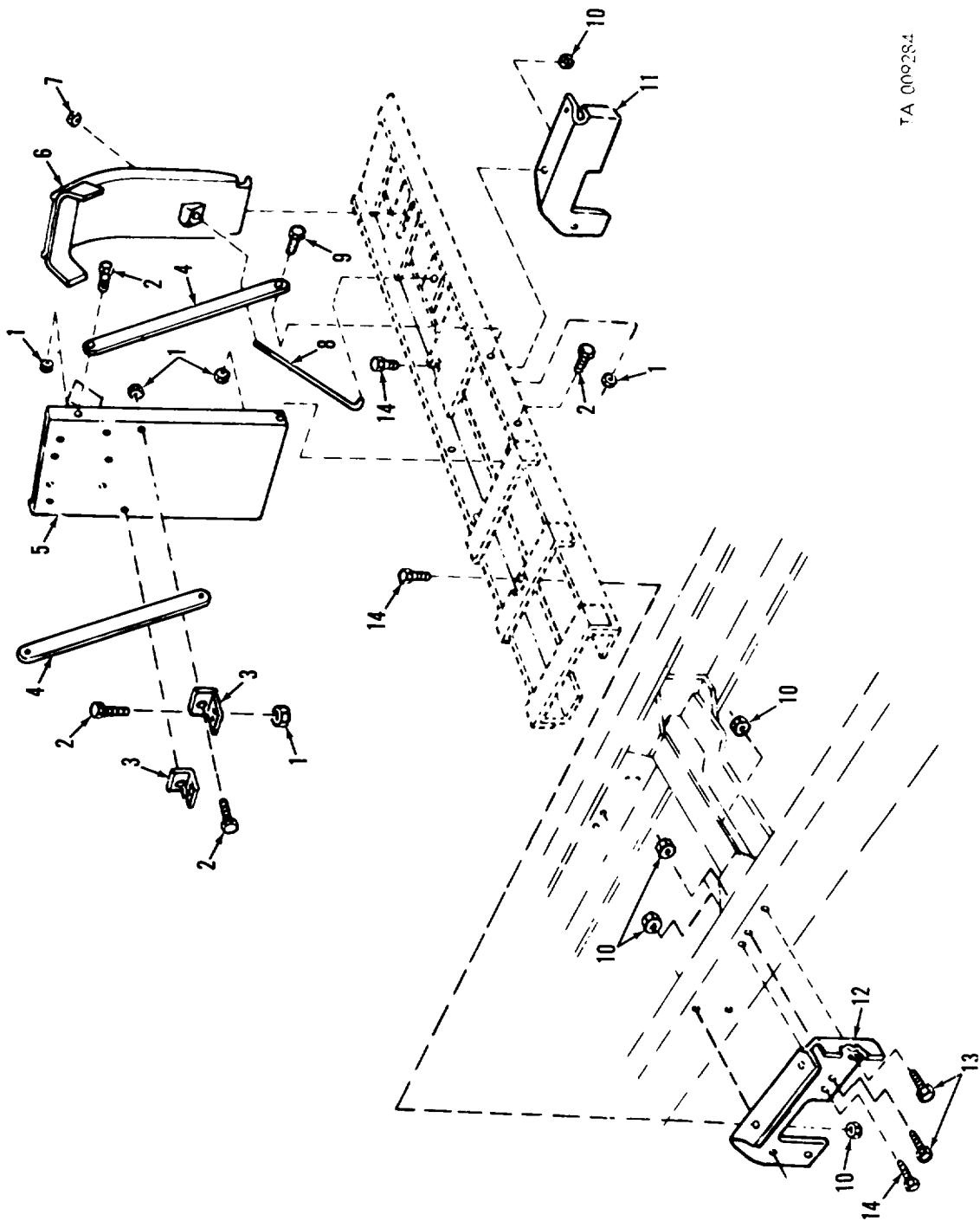
AT 47257

**Figure 137. Tire carrier.**



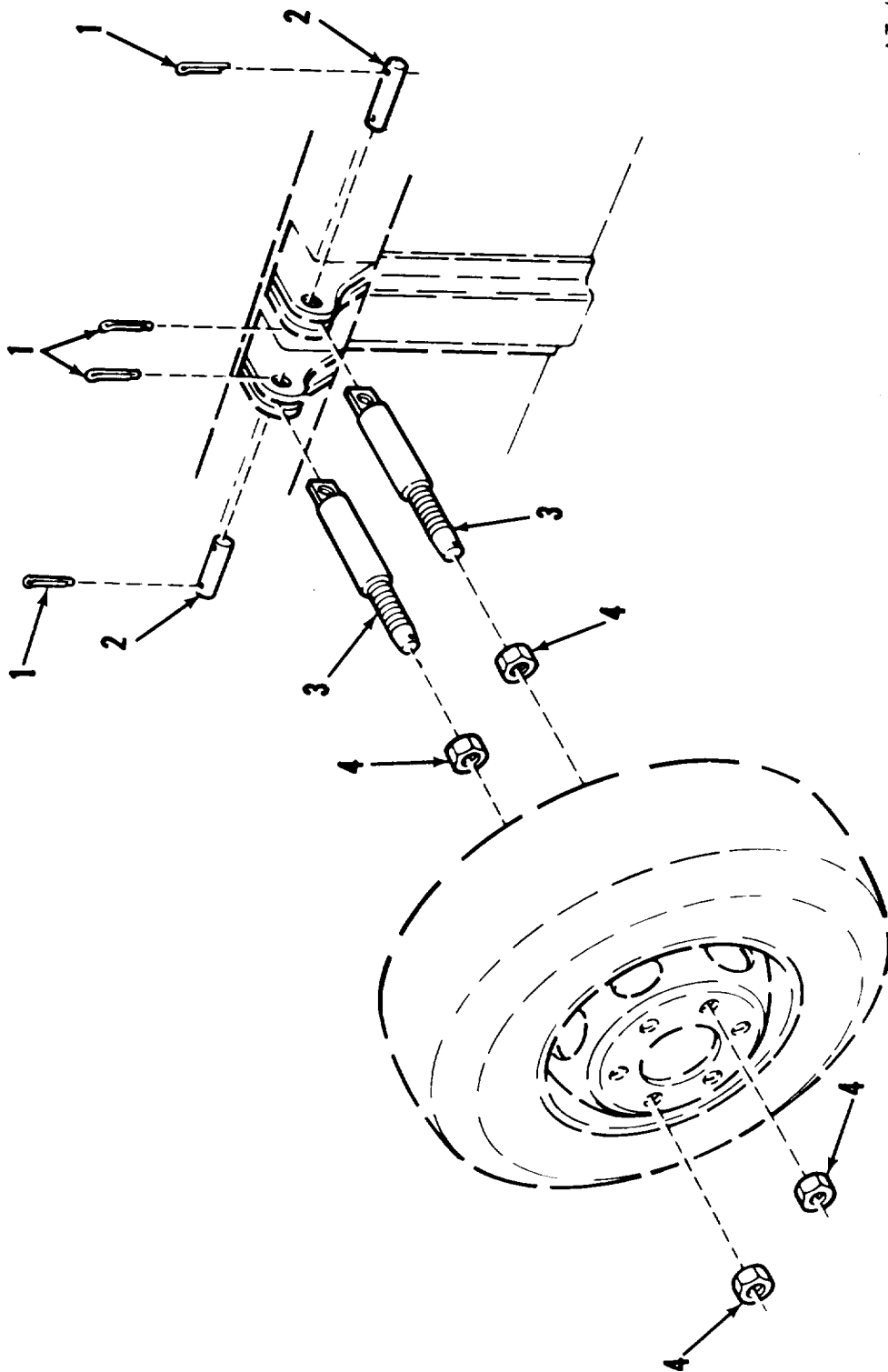
TA 009283

Figure 138. Tire carrier.



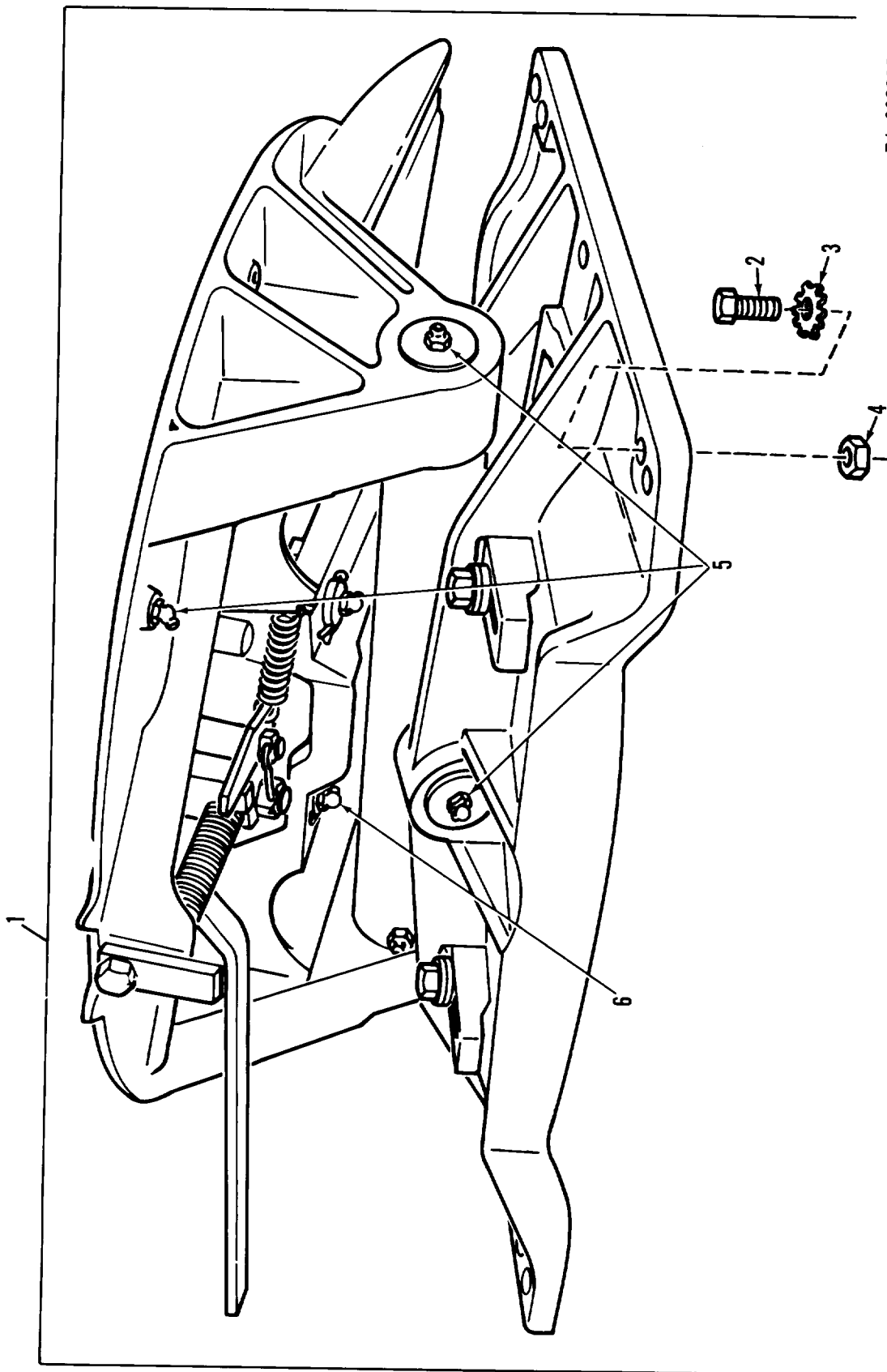
TA 009384

Figure 139. Tire carrier.



AT 47260

Figure 140. Spare tire mounting.



TA 009285

Figure 141. Fifth wheel assembly.

AT 47263

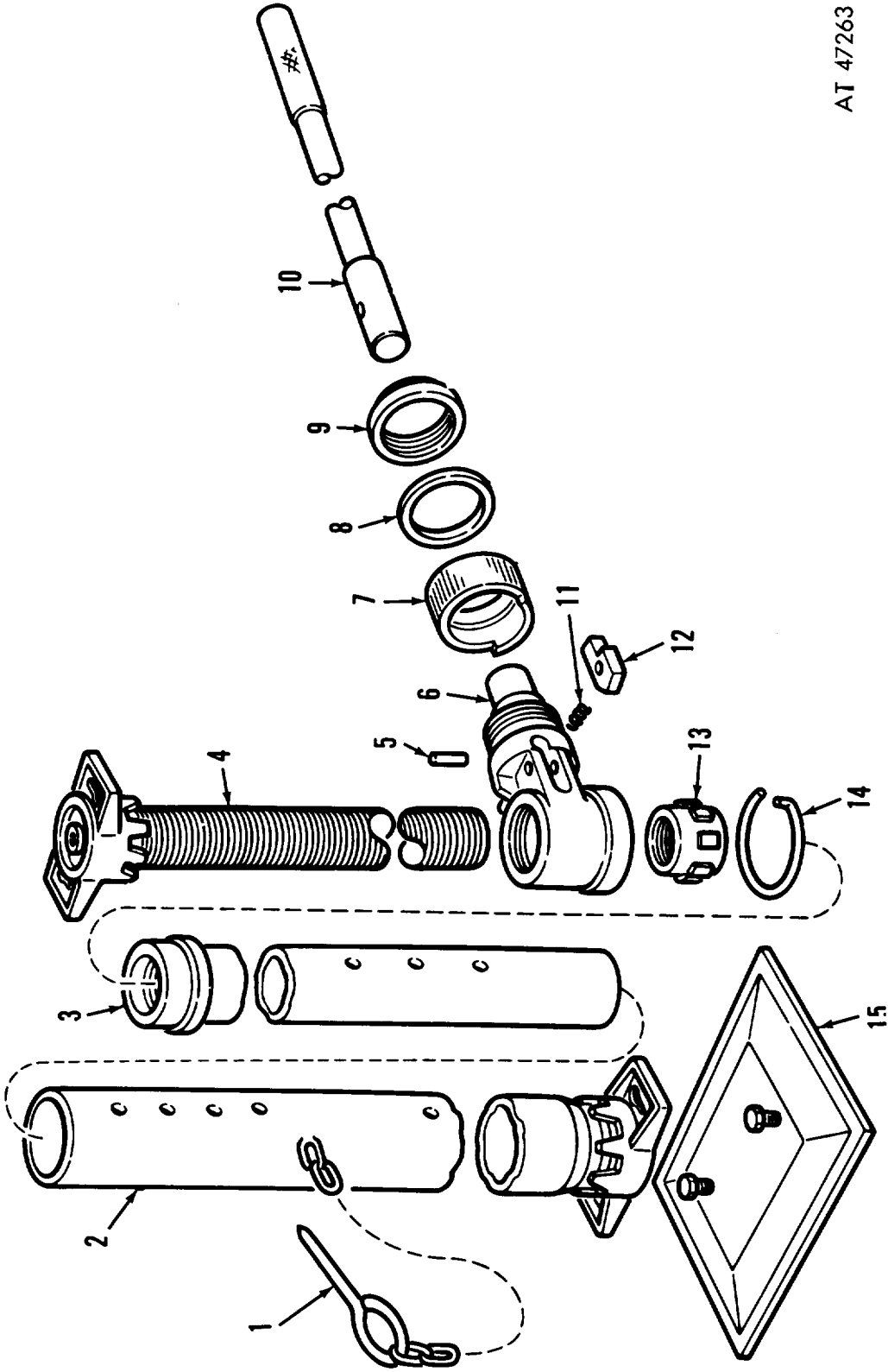


Figure 142. Leveling jack assembly.



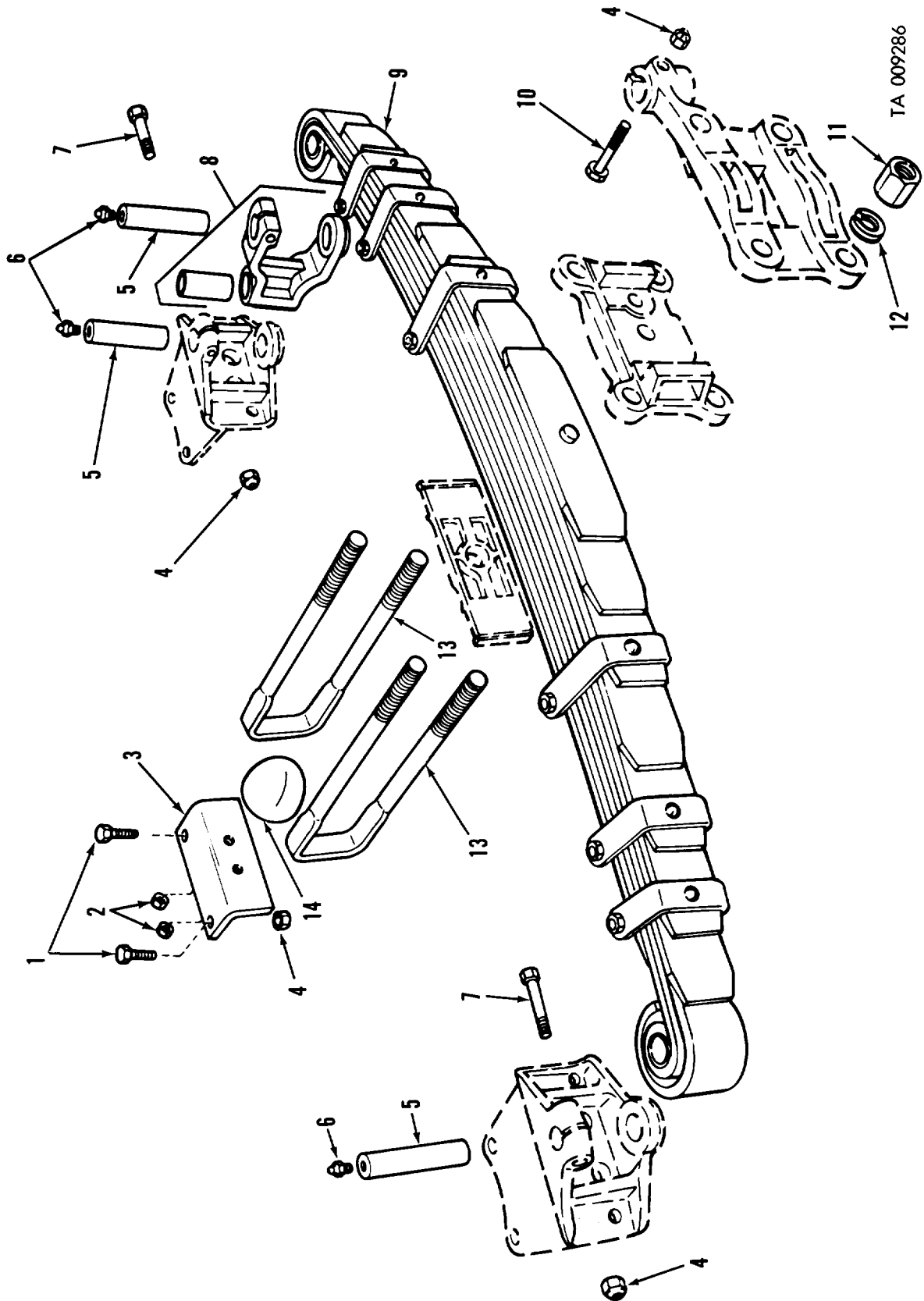
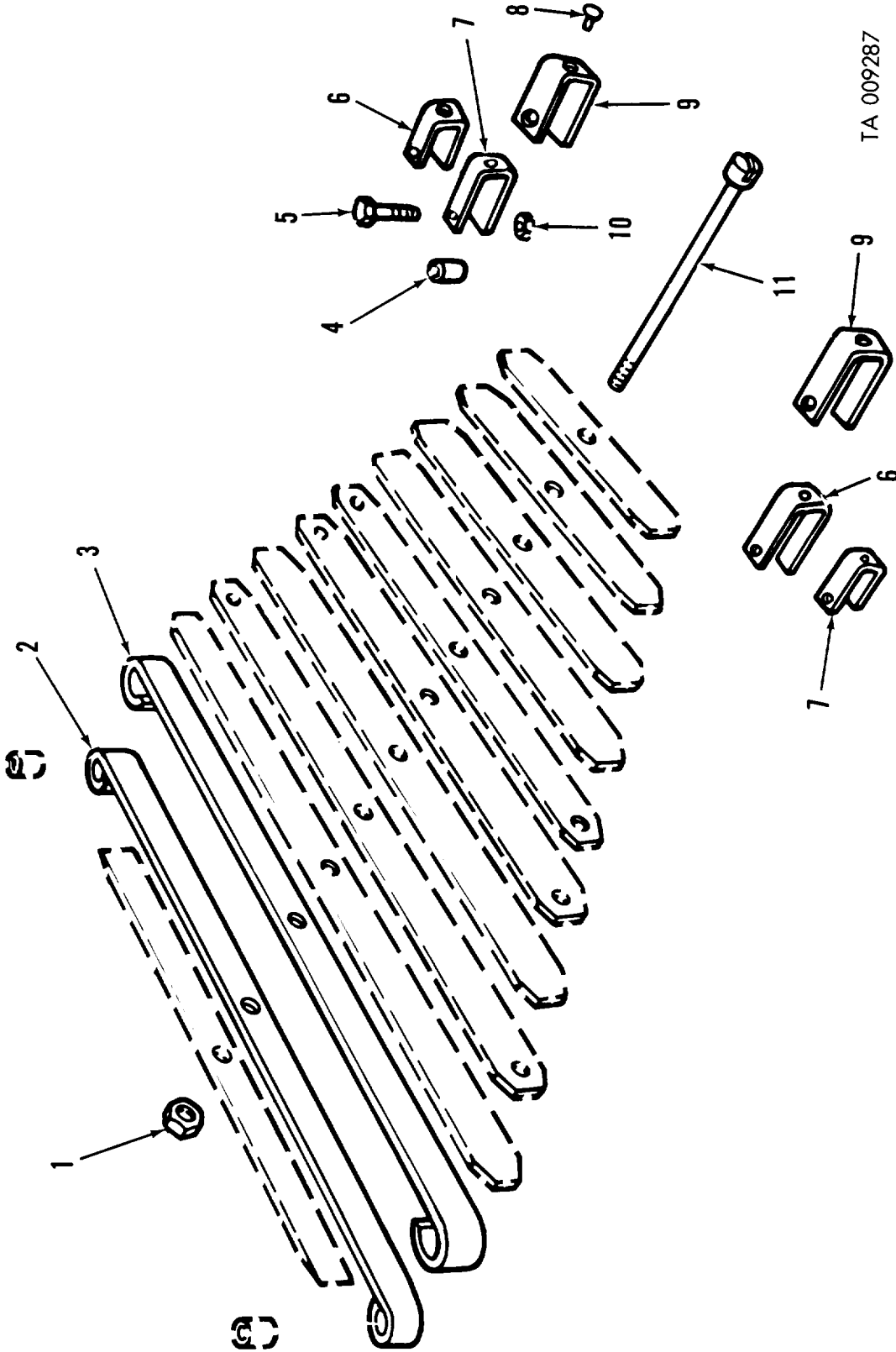
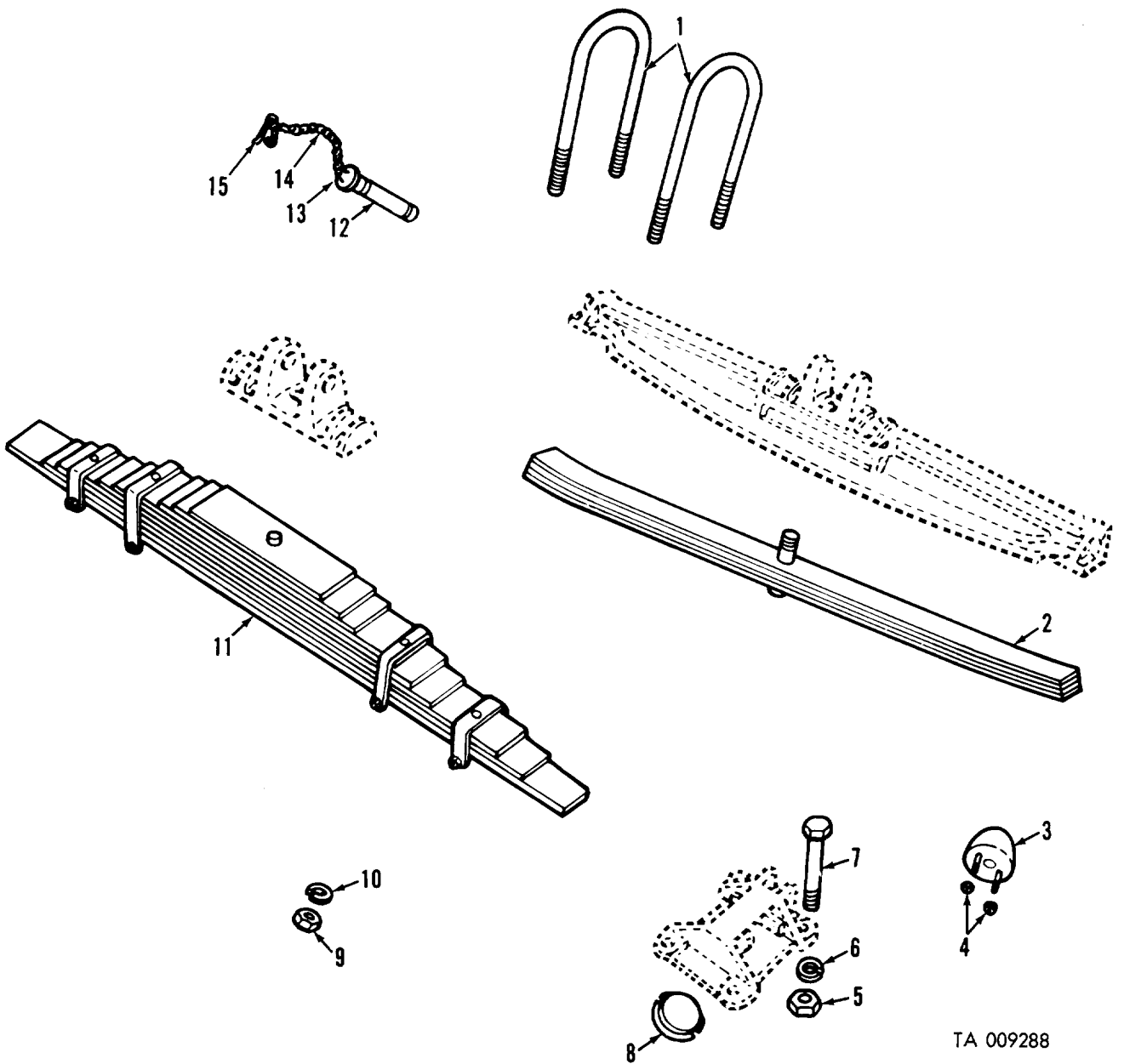


Figure 143. Front spring and related parts.



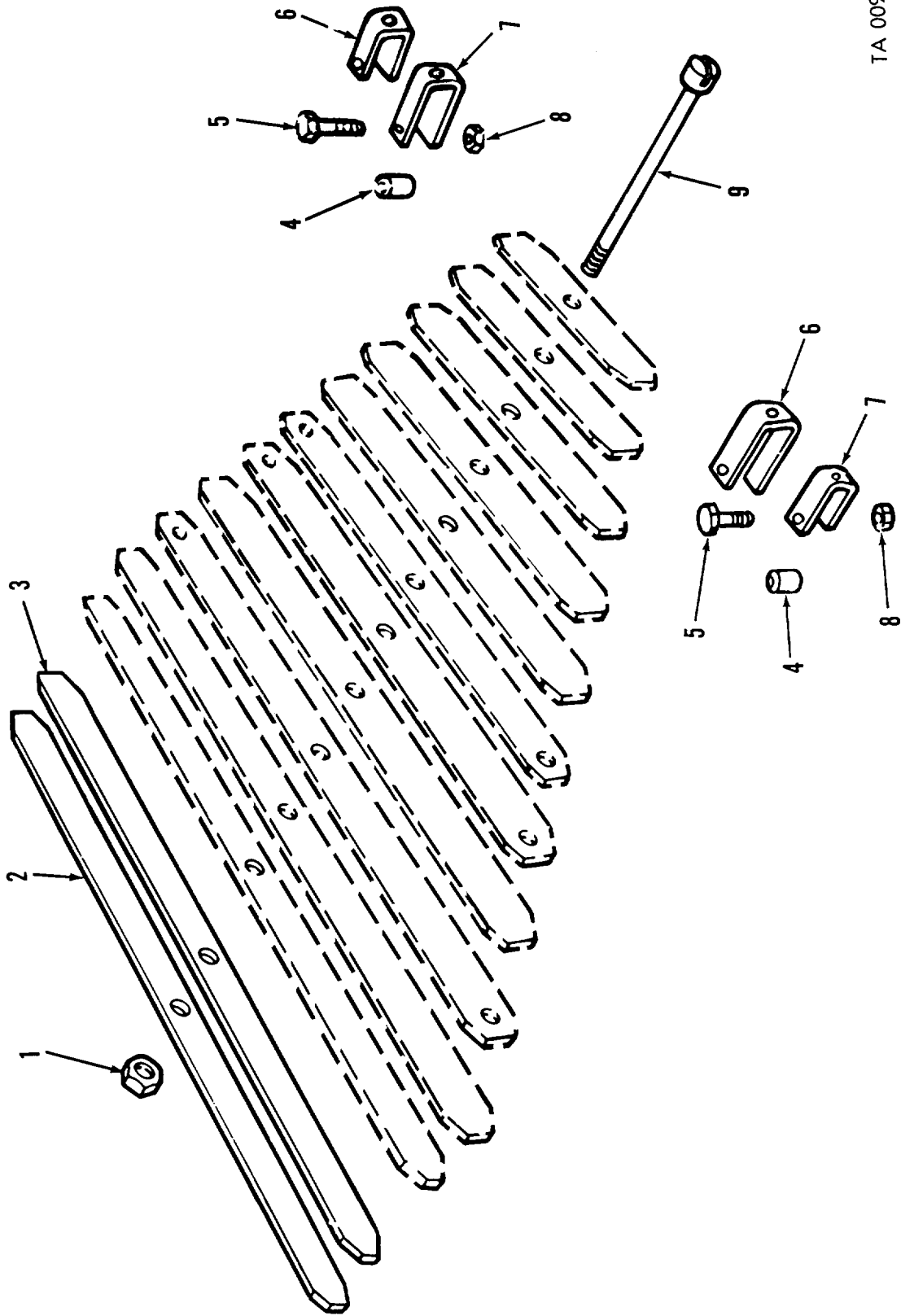
TA 009287

Figure 144. Front spring assembly.



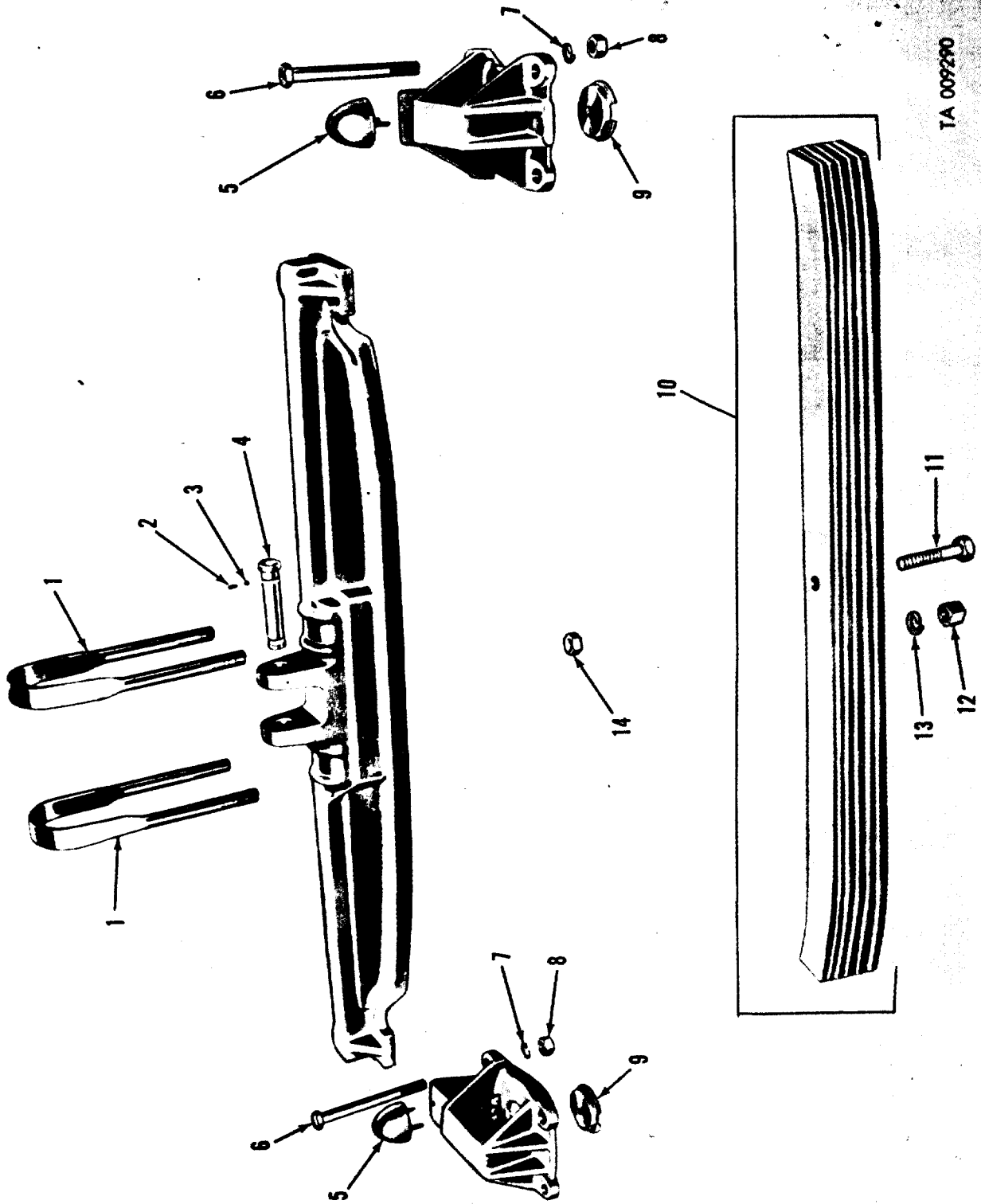
TA 009288

Figure 145. Rear spring and related parts.



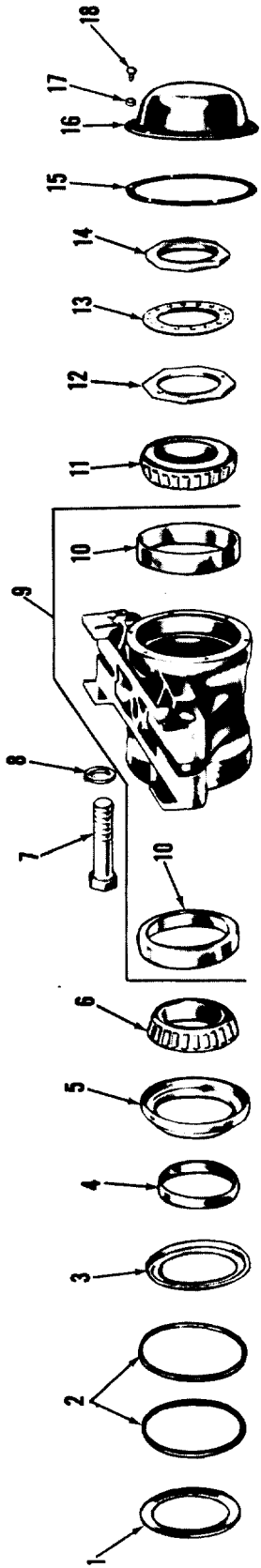
TA 009289

Figure 146. Rear spring assembly.



TA 009290

Figure 147. Rear spring assembly and guide bracket.



AT 47267

Figure 148. Rear spring seat and bearing.

TA 009291

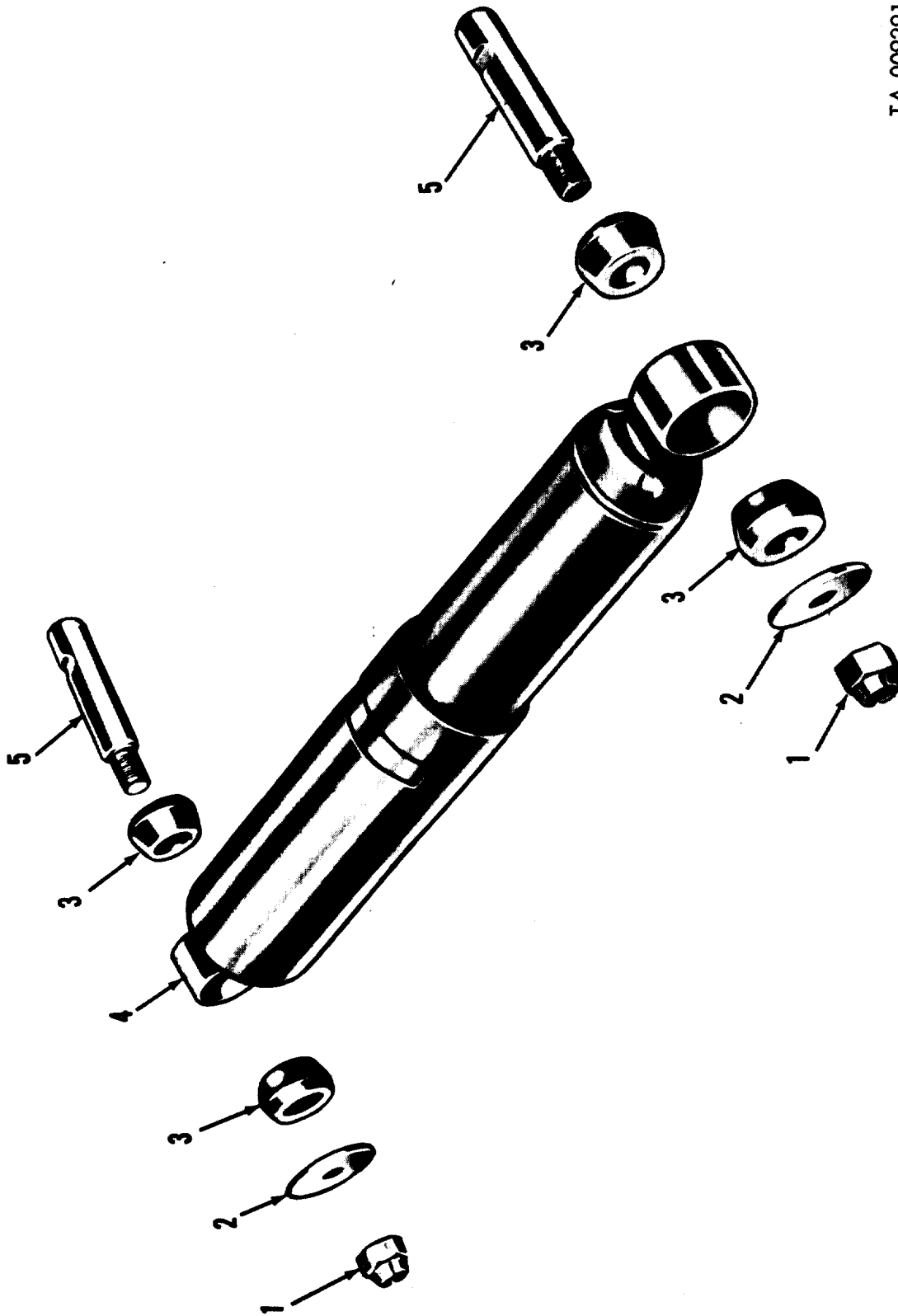
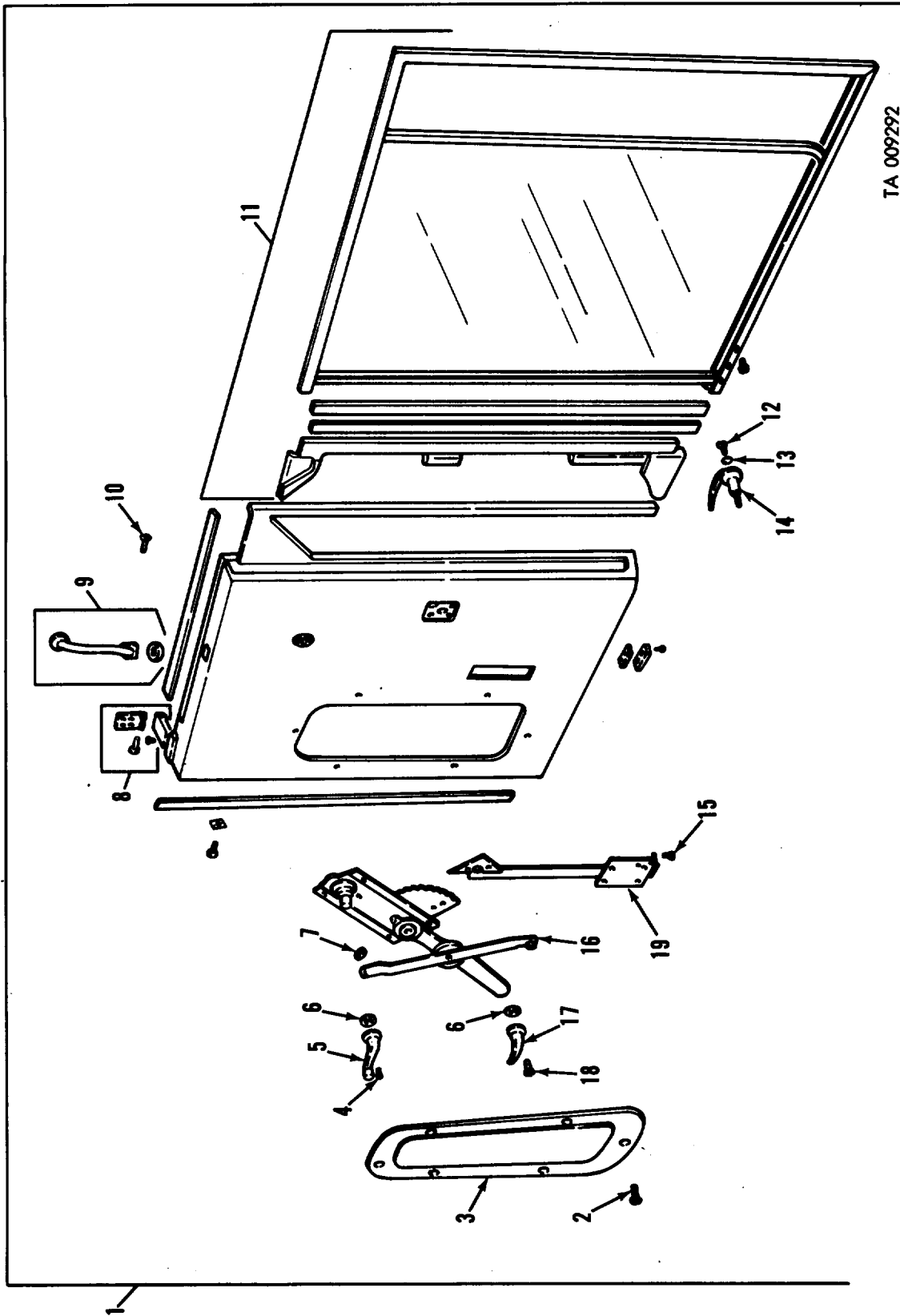


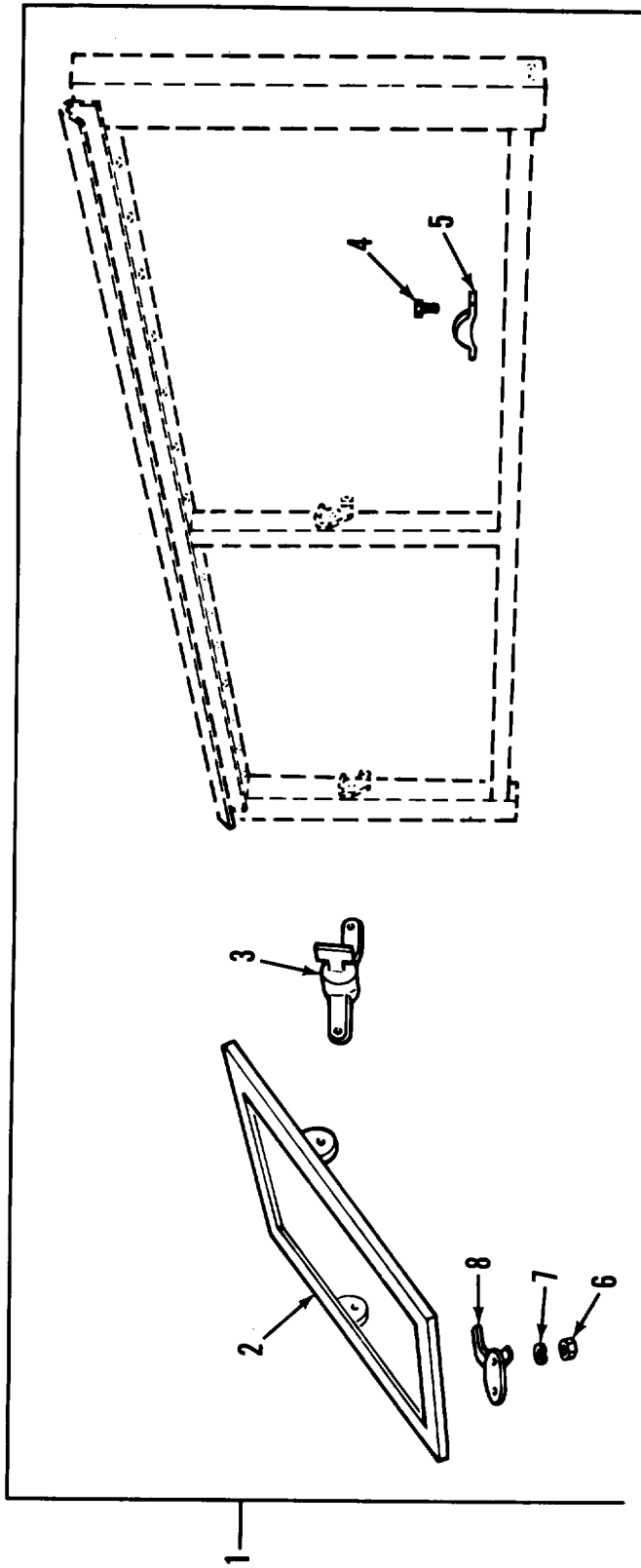
Figure 149. Shock absorbers and related parts.



TA 009292

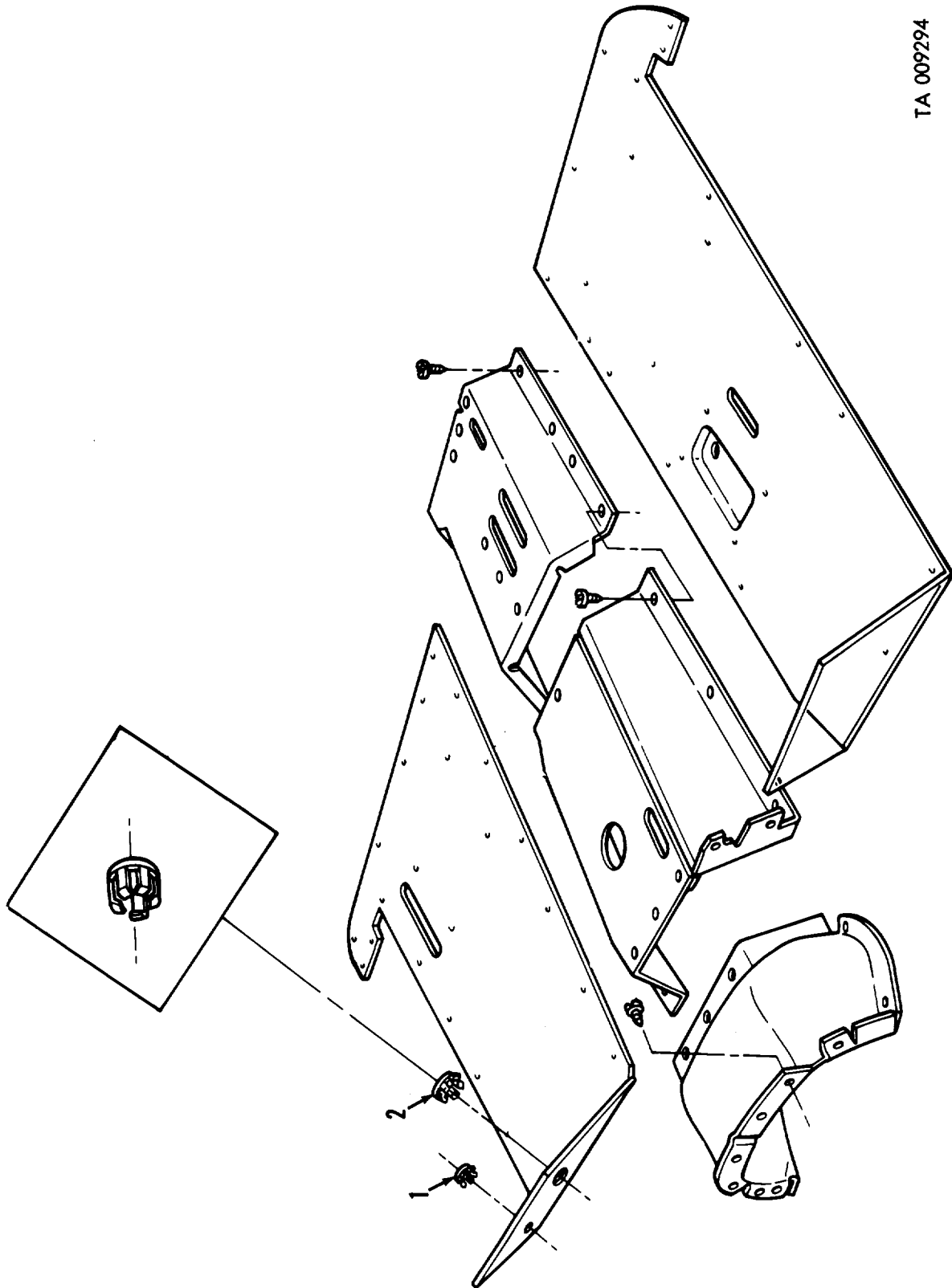
Figure 150. Cab door and related parts.





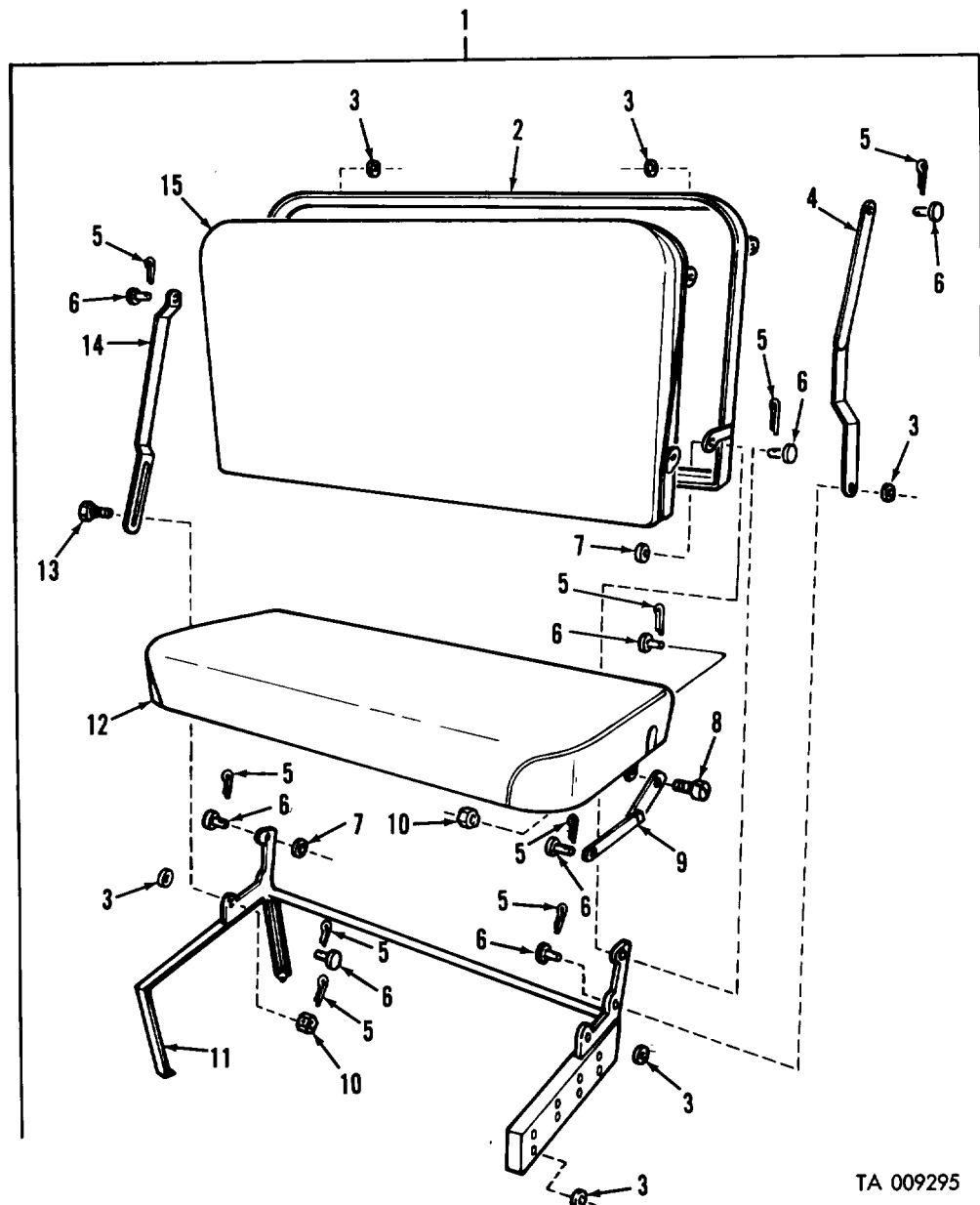
TA 009293

Figure 151. Windshield assembly



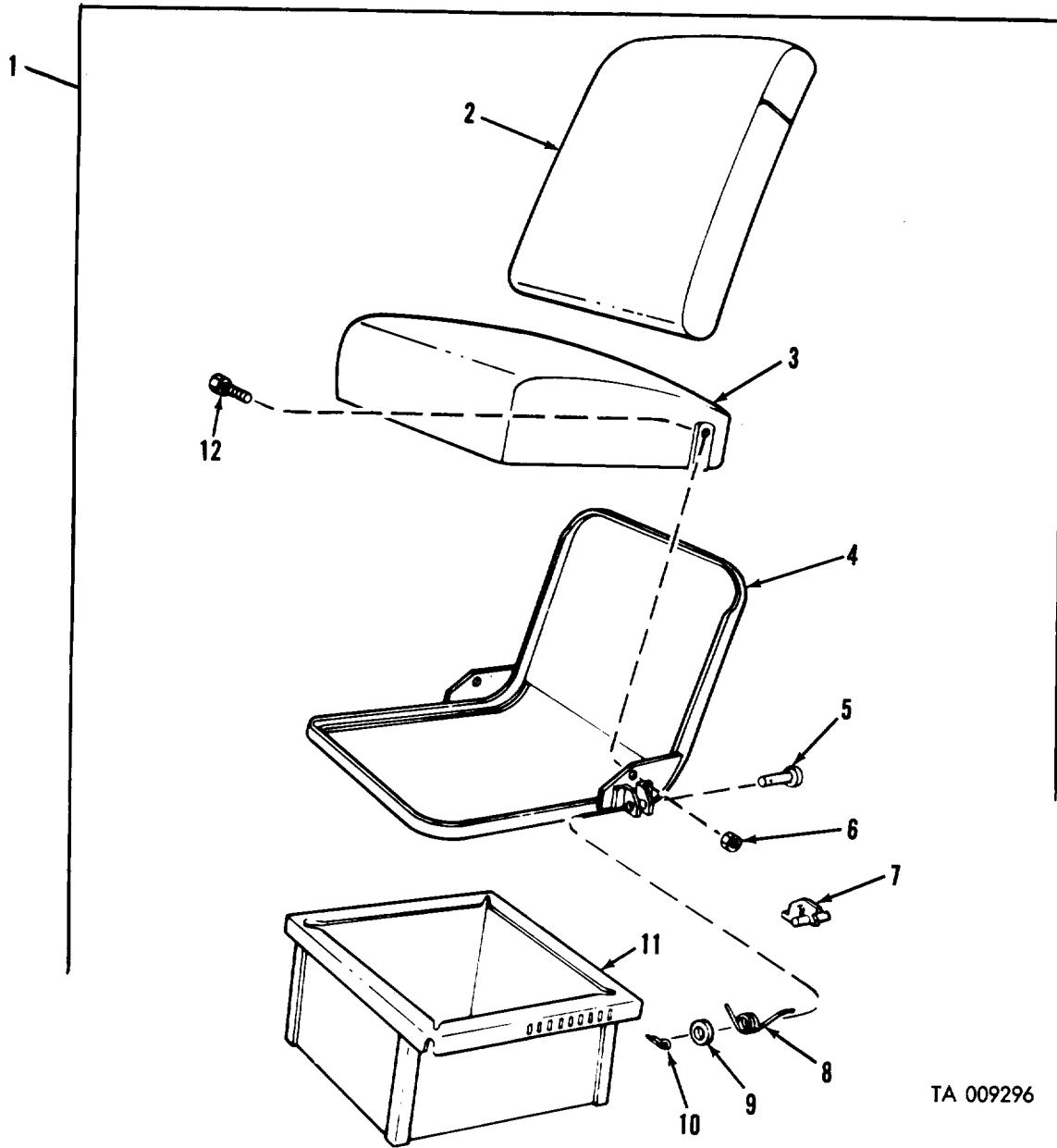
TA 009294

Figure 152. Cab floor board plugs.



TA 009295

*Figure 153. Companion and crane operator's seat.*



TA 009296

**Figure 154. Drivers seat assembly.**

AT 28594

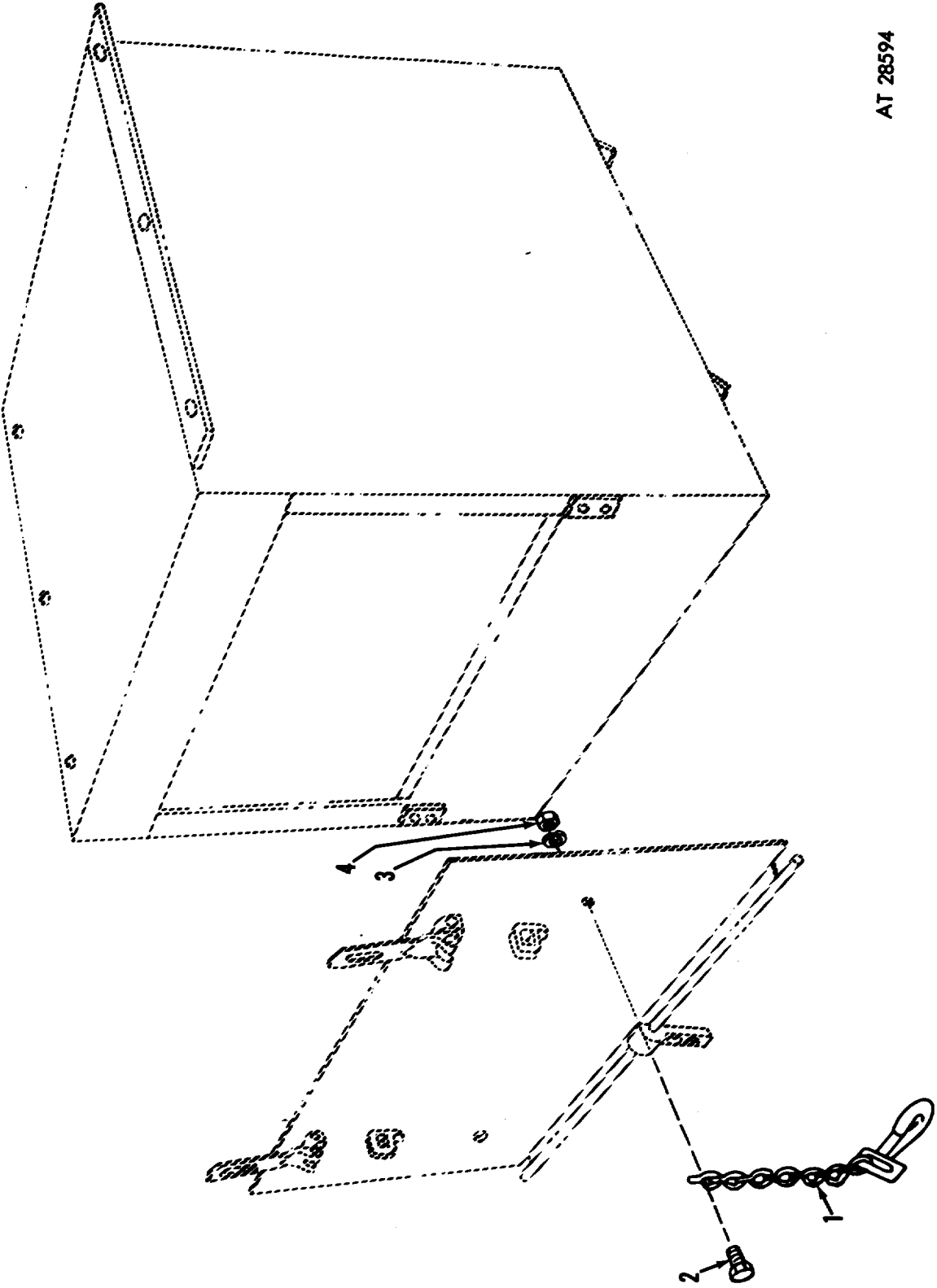


Figure 155. Box assembly, tool—exploded view.

TA 009297

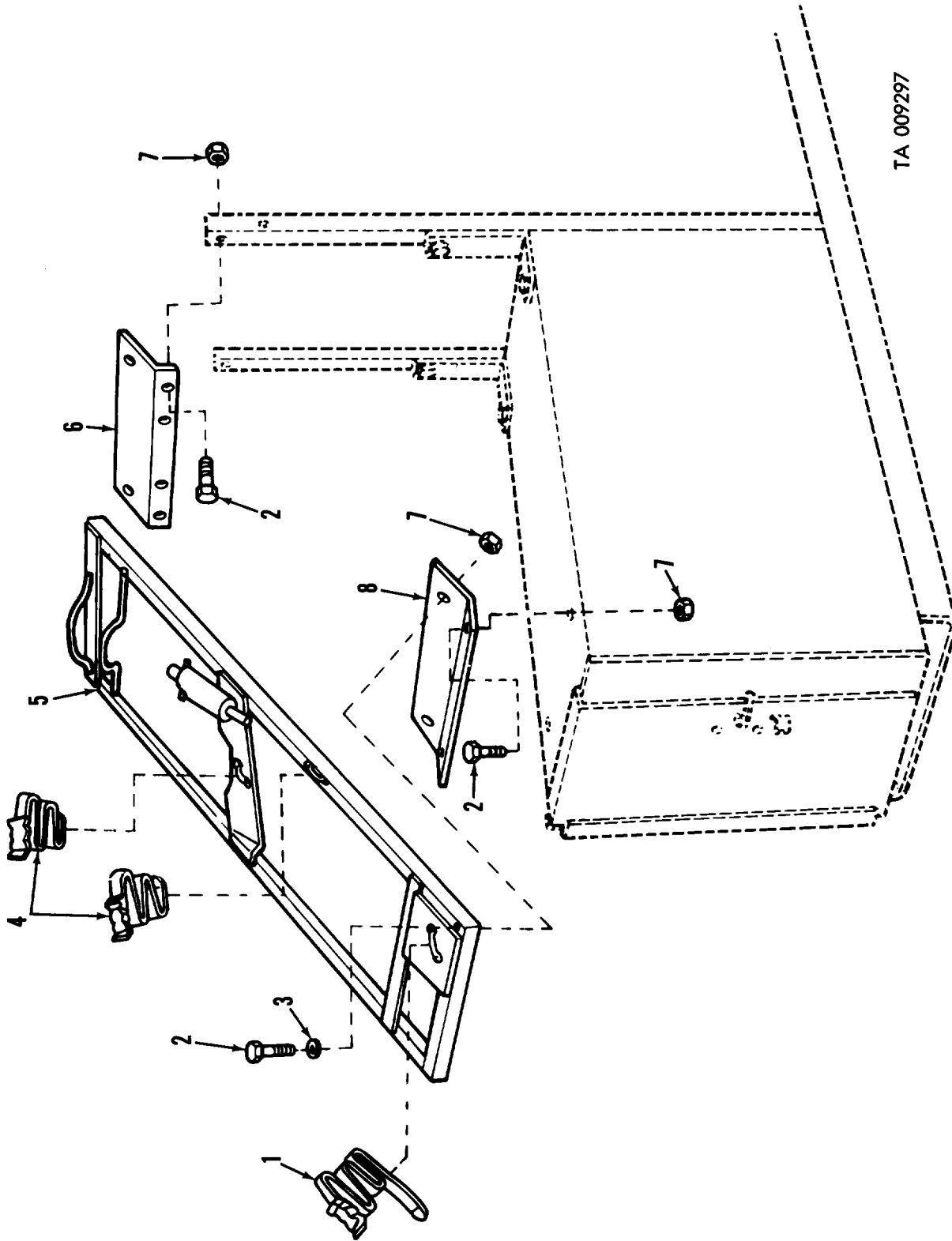


Figure 156. Bracket assembly pioneer tool retaining.

TA 009298

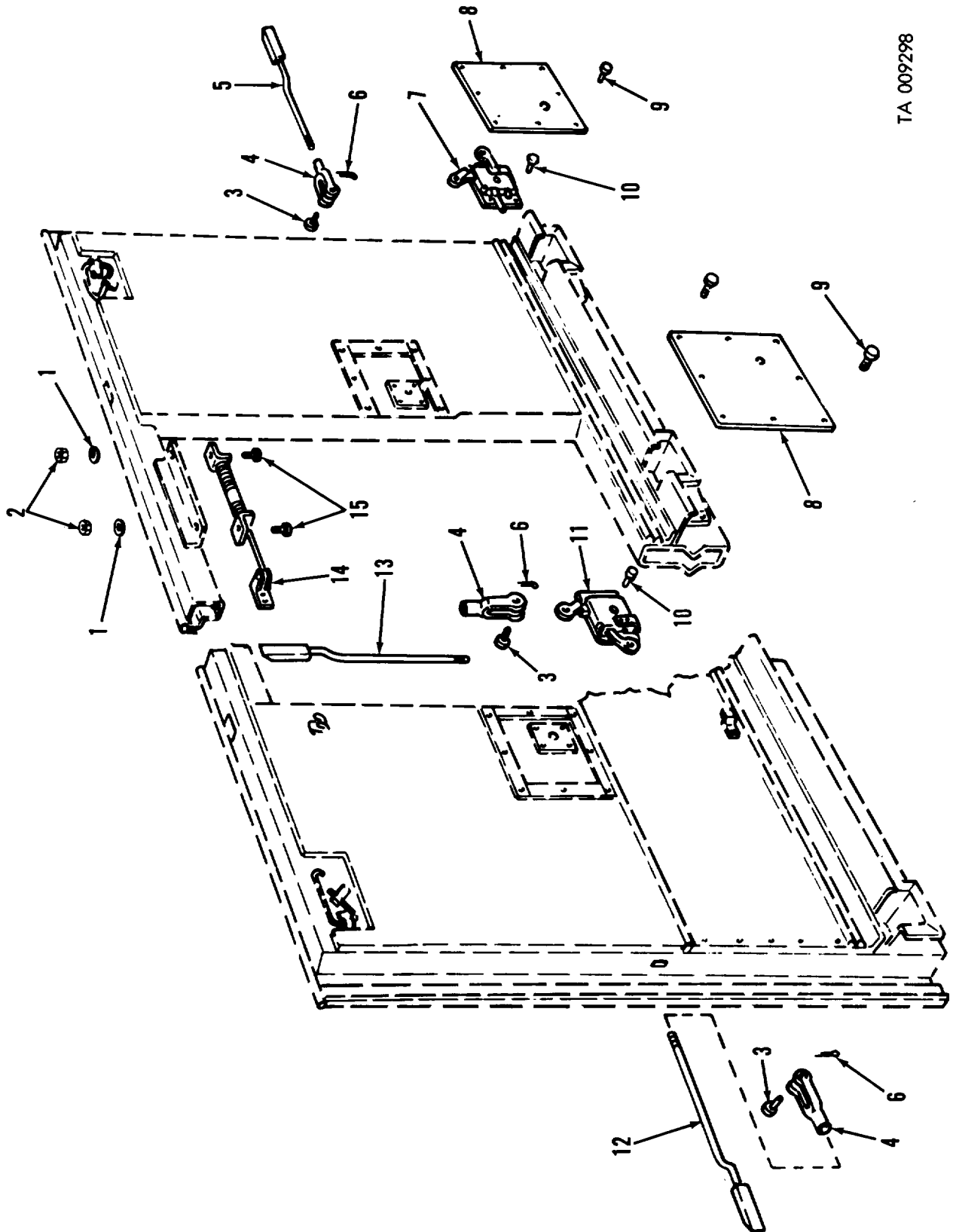
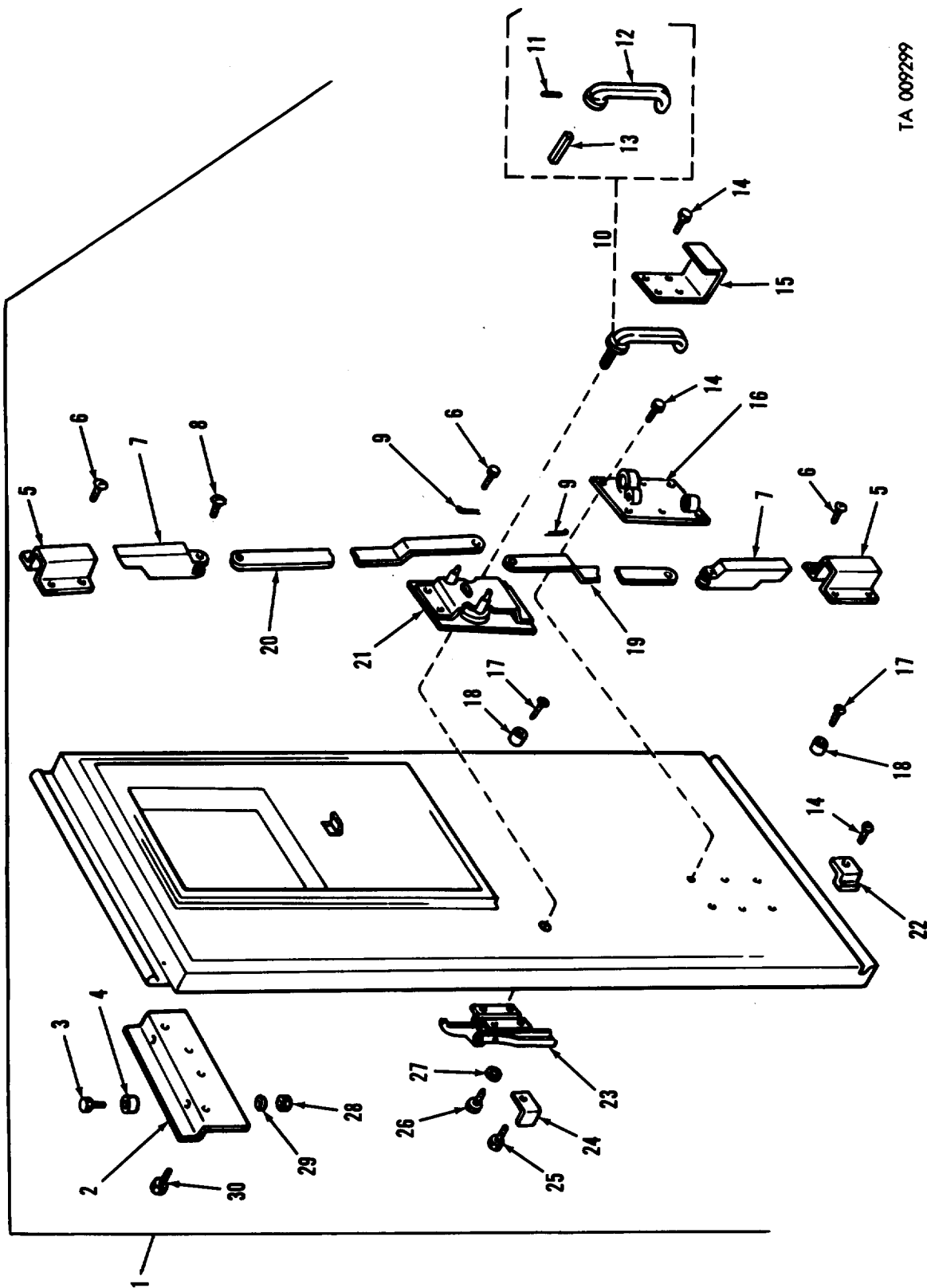


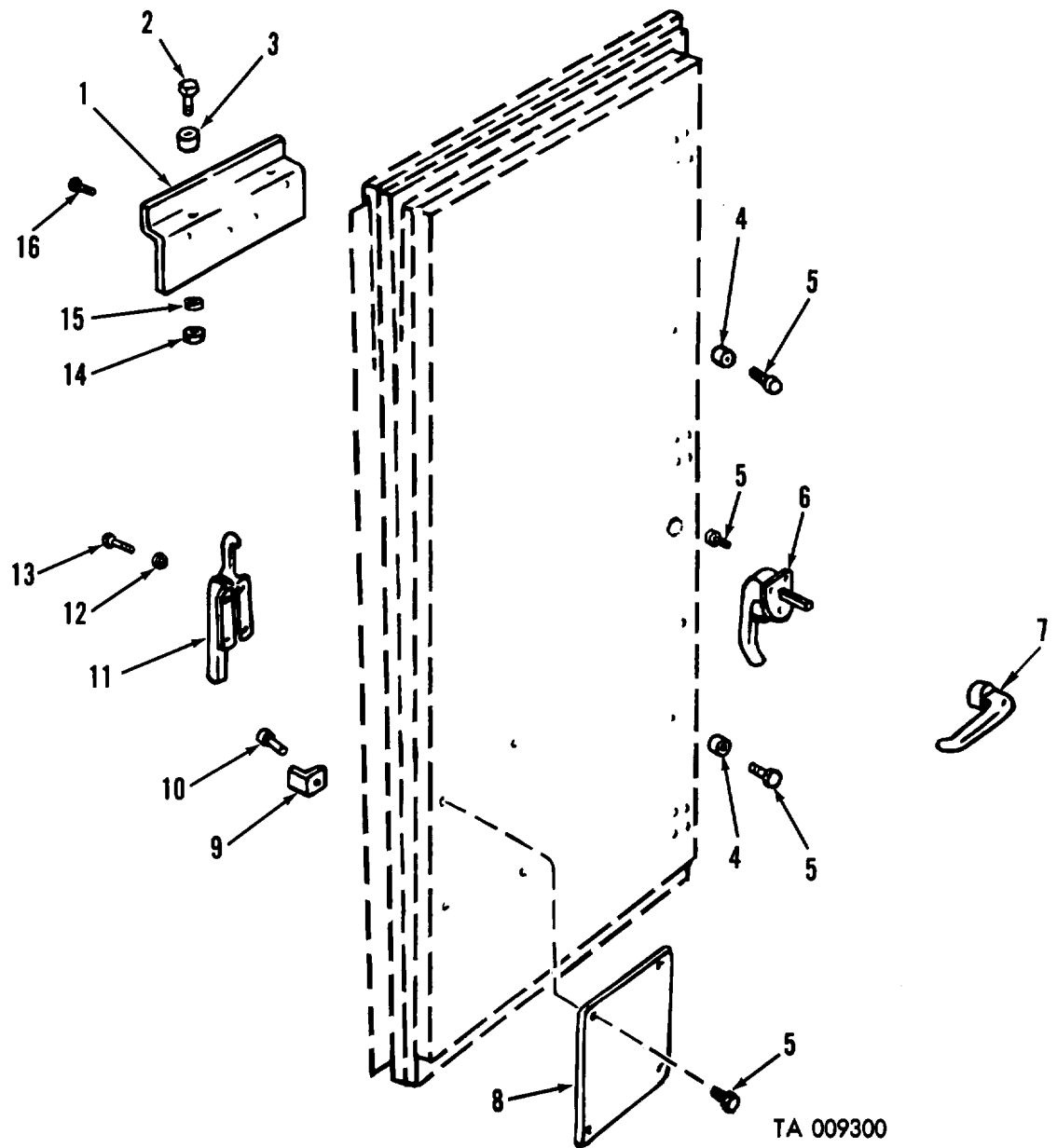
Figure 157. Side wall components.



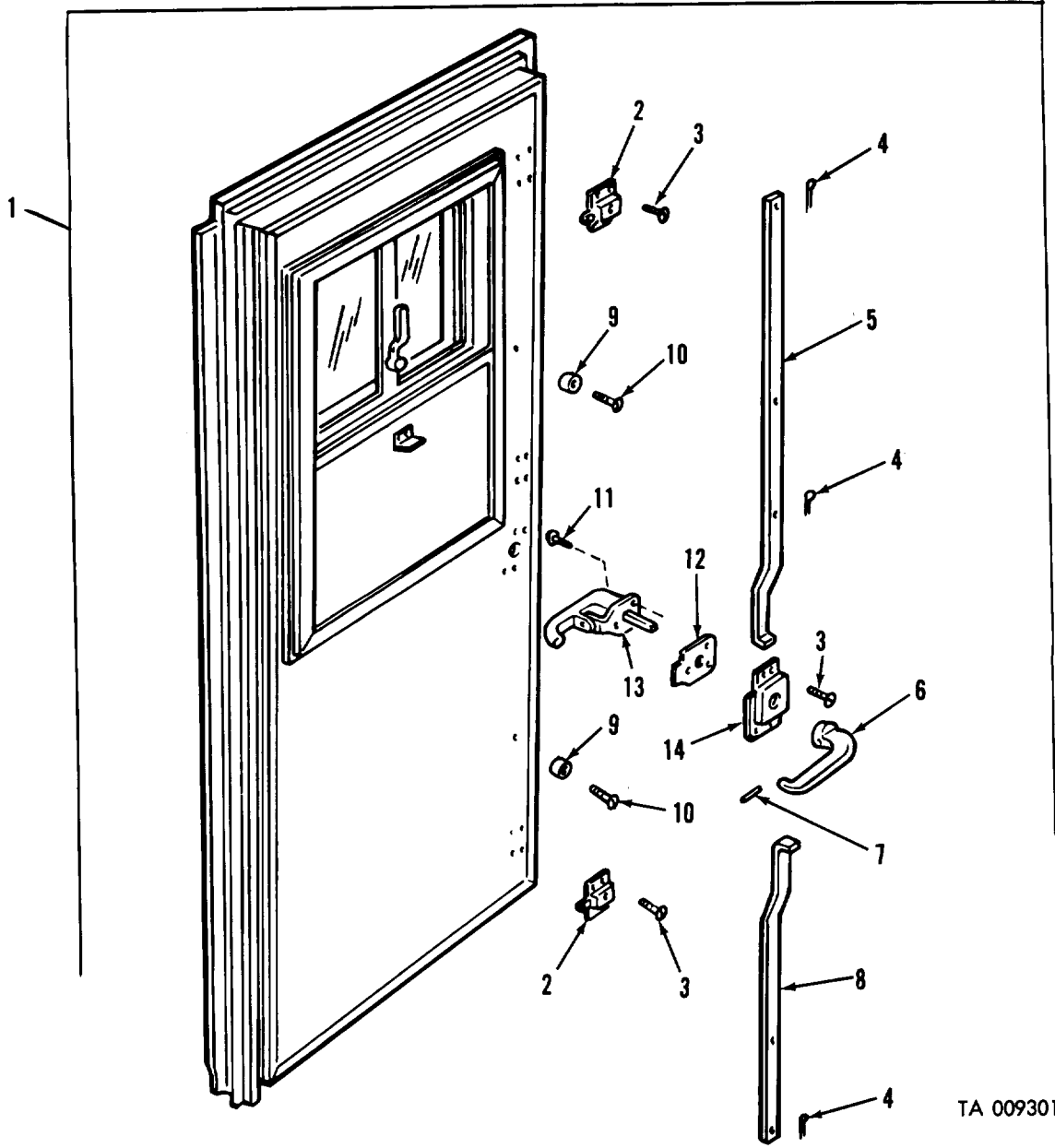
TA 009299

Figure 158. Left rear door assembly.



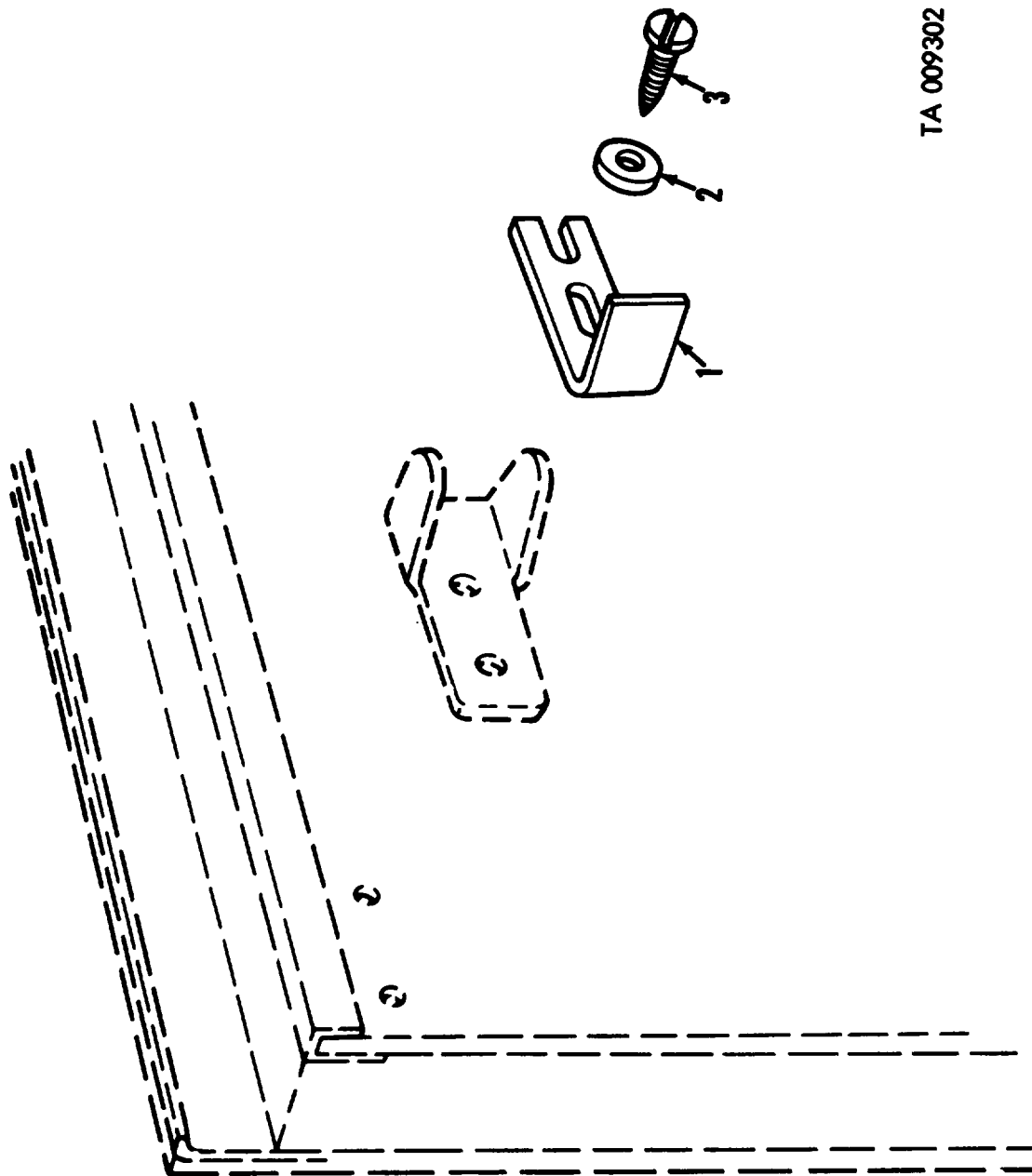


*Figure 159. Right rear door assembly.*



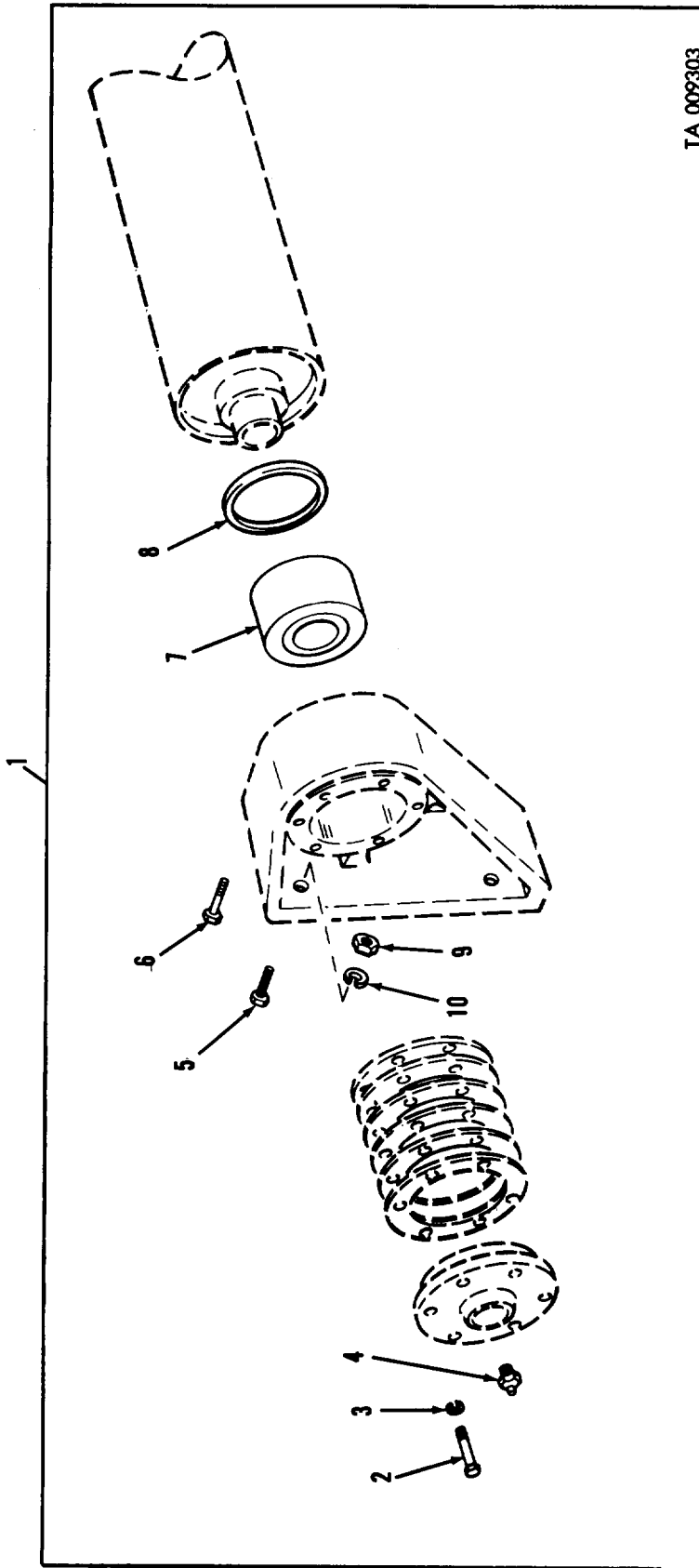
TA 009301

*Figure 160. Side door assembly.*



TA 009302

Figure 161. Van body side door striker—exploded view.



TA 009303

Figure 162. Loading roller.

TA 009304

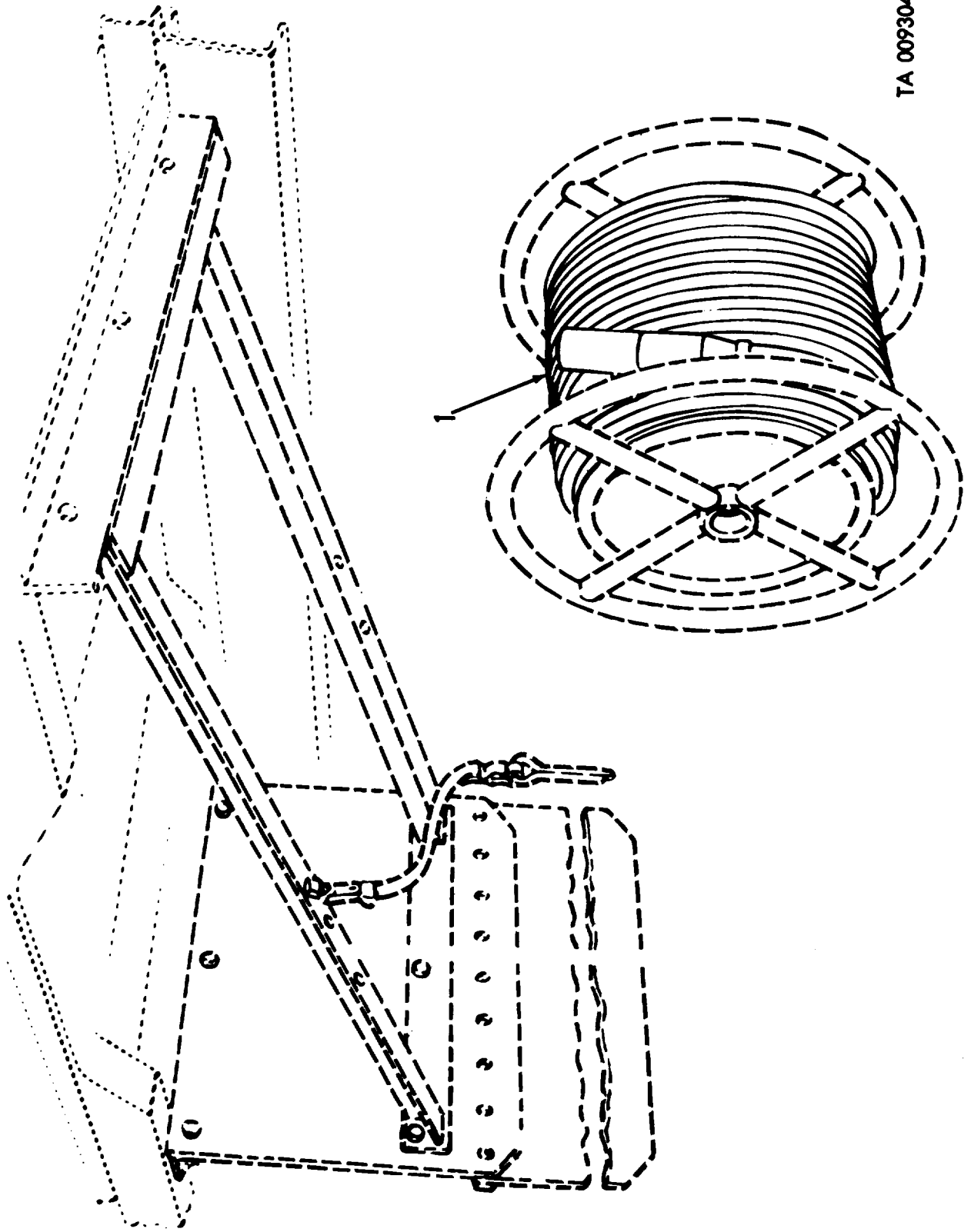


Figure 163. Cable assembly.

TA 009305

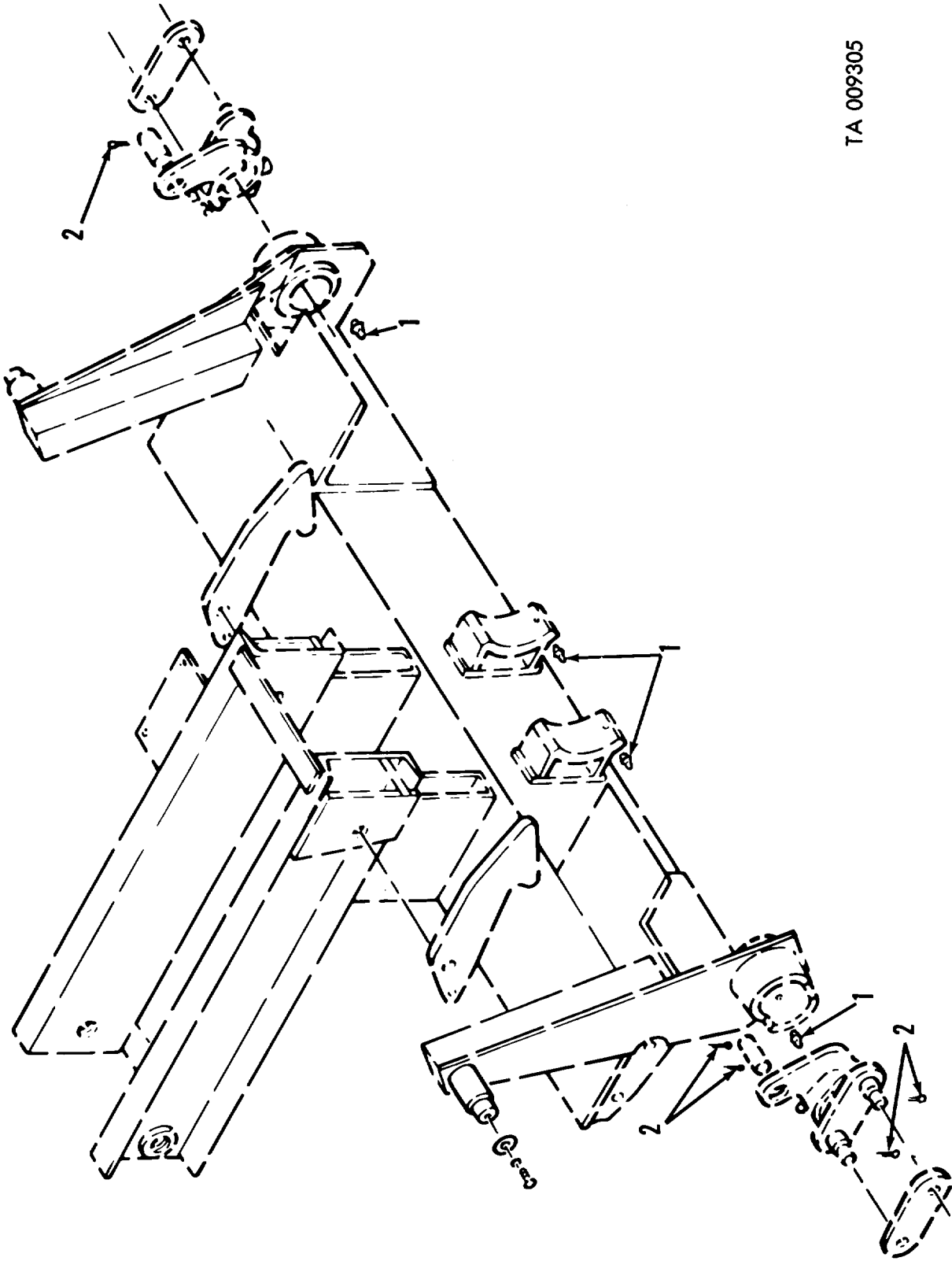
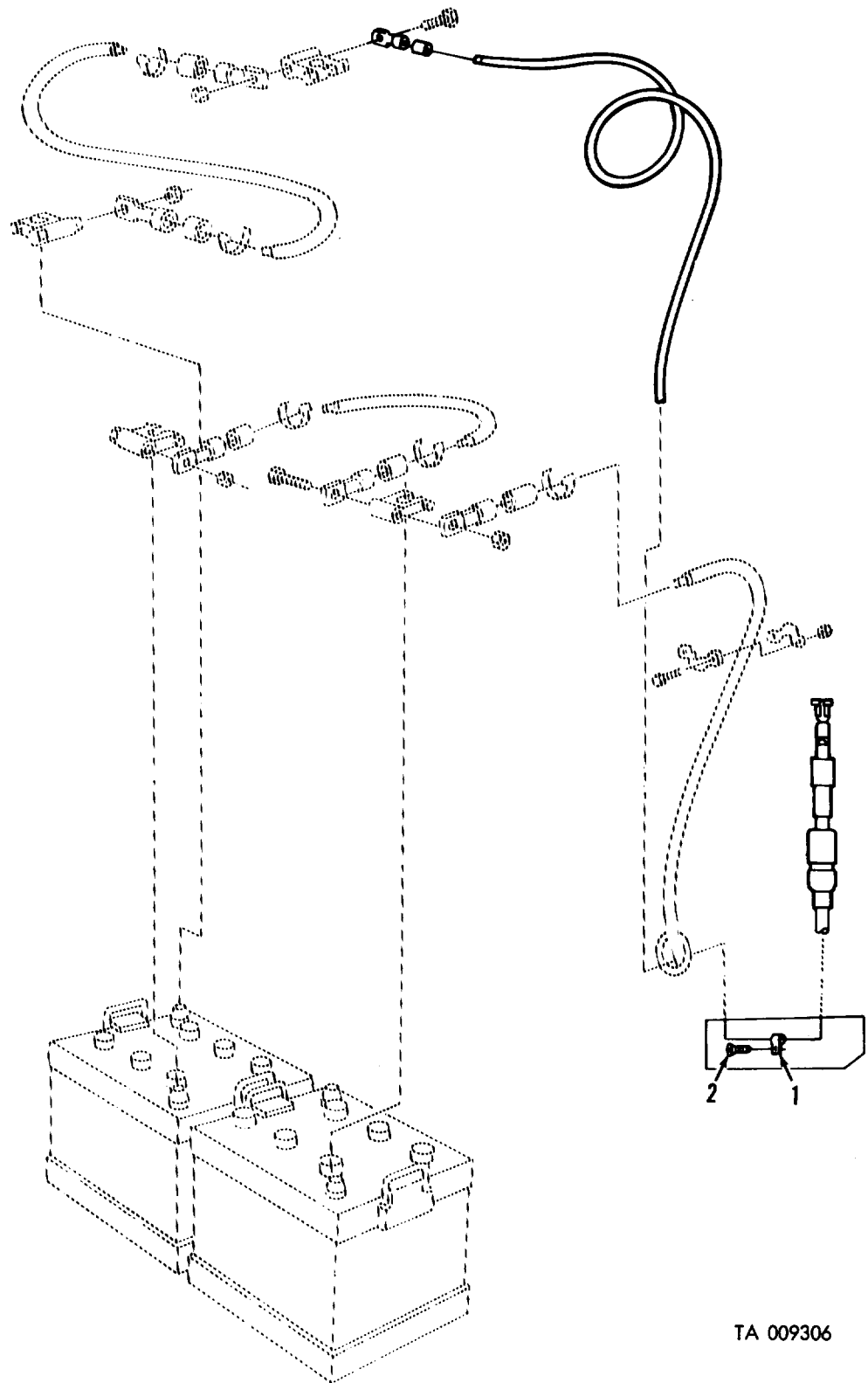


Figure 164. Van body power gate frame lubrication fittings.



TA 009306

**Figure 165. Van body battery connection cable assembly.**

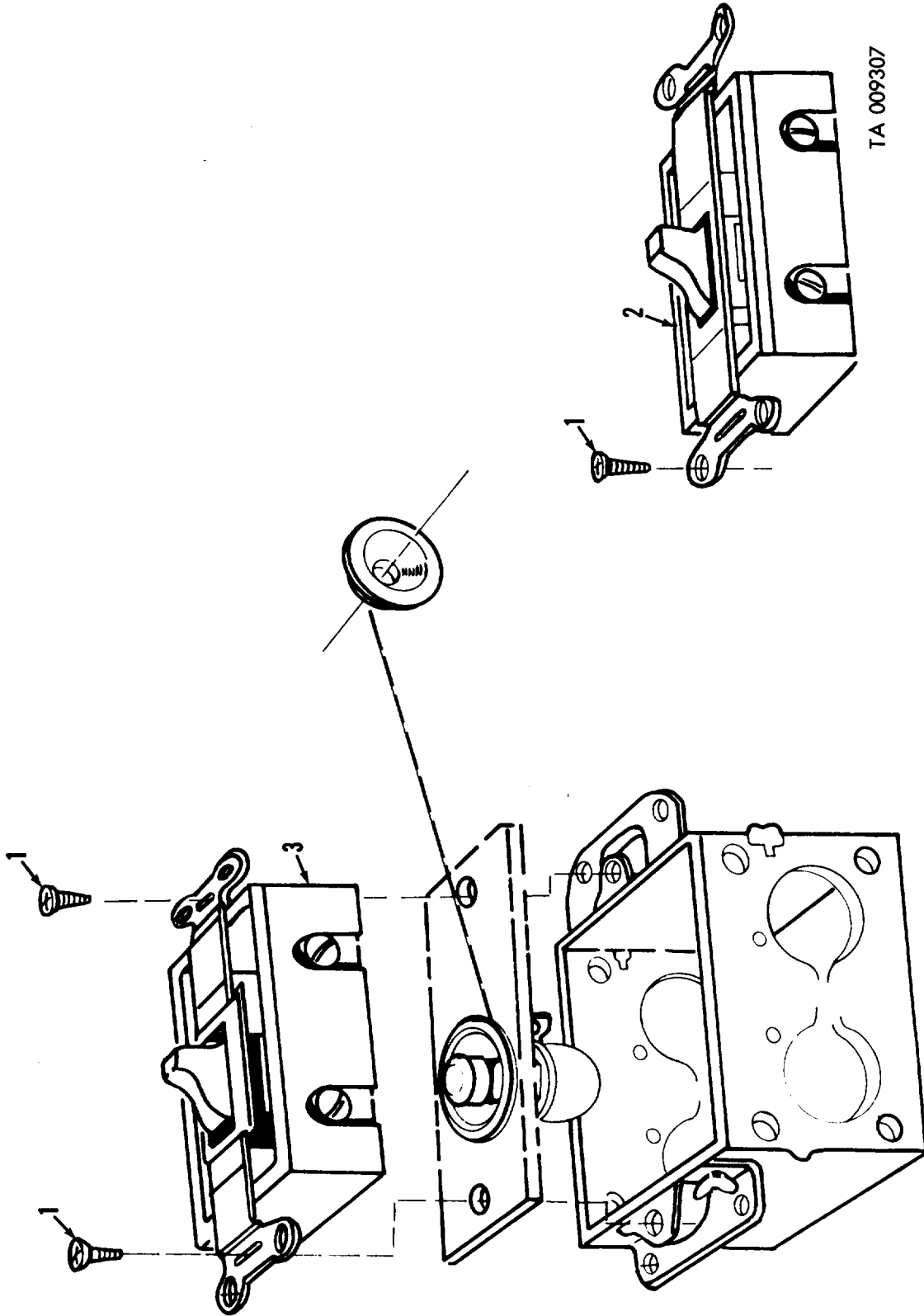
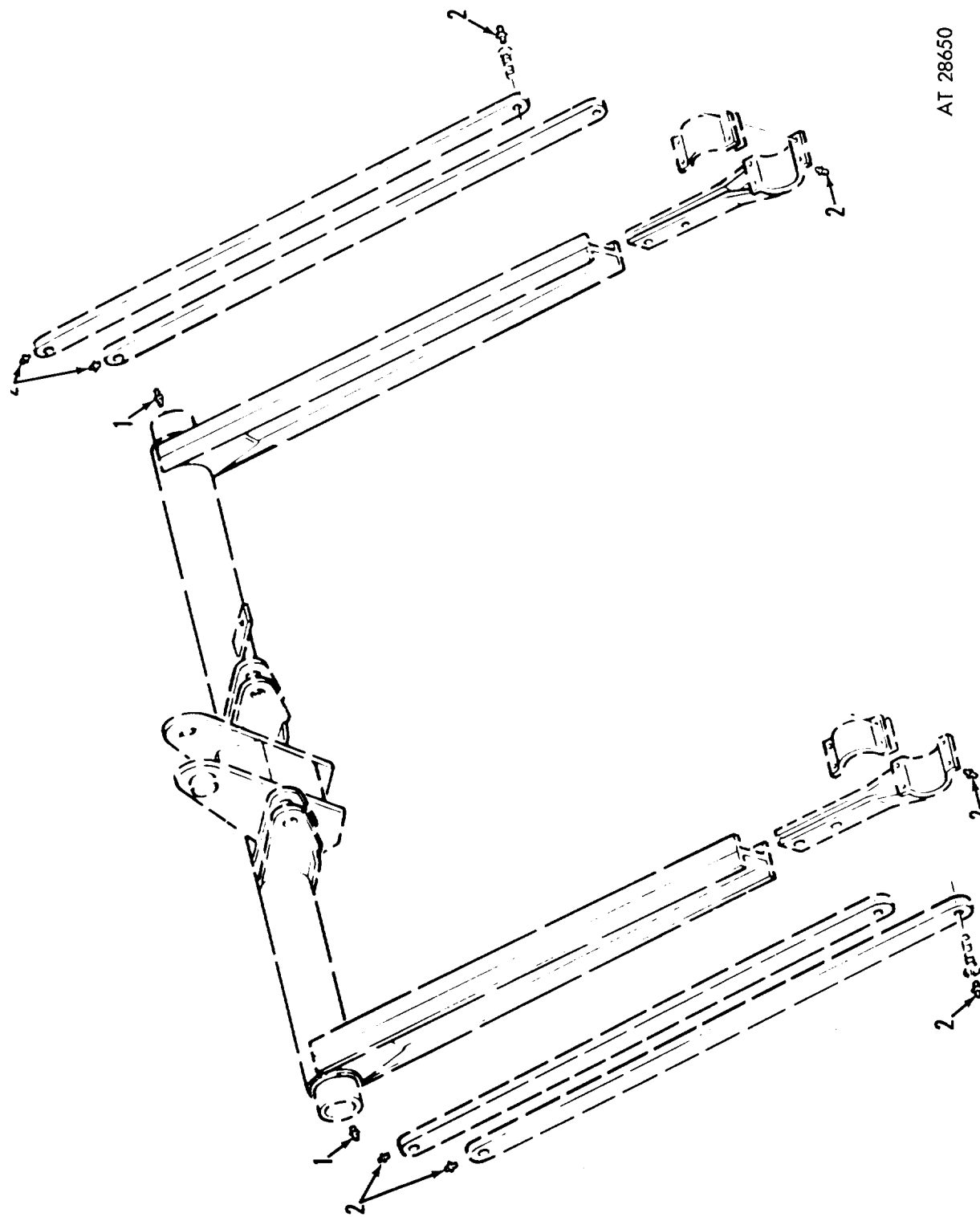


Figure 166. Van body rear wall emergency light switch.





AT 28650

Figure 167. Van body power gate lifting frame lubrication fittings—exploded view.

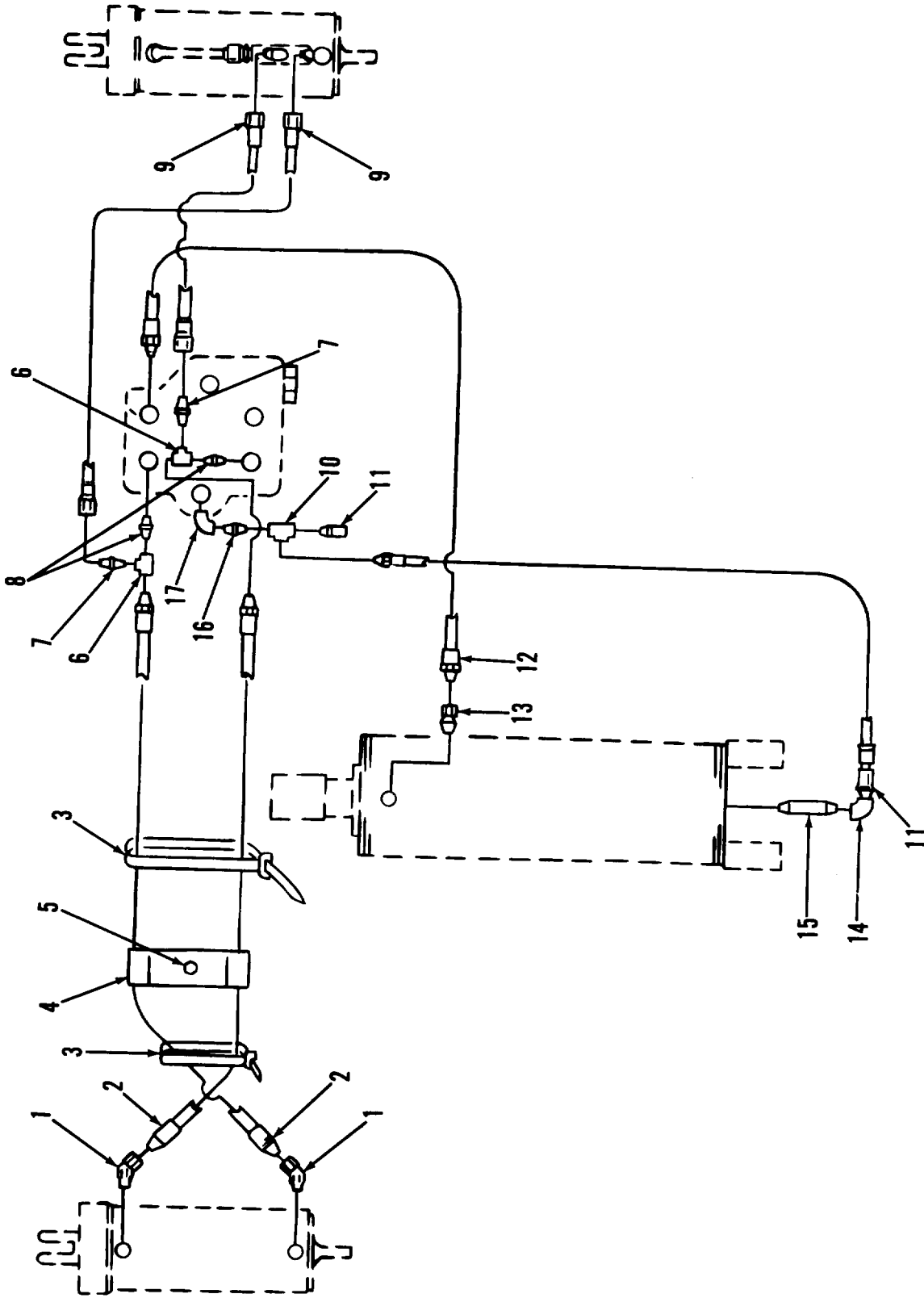
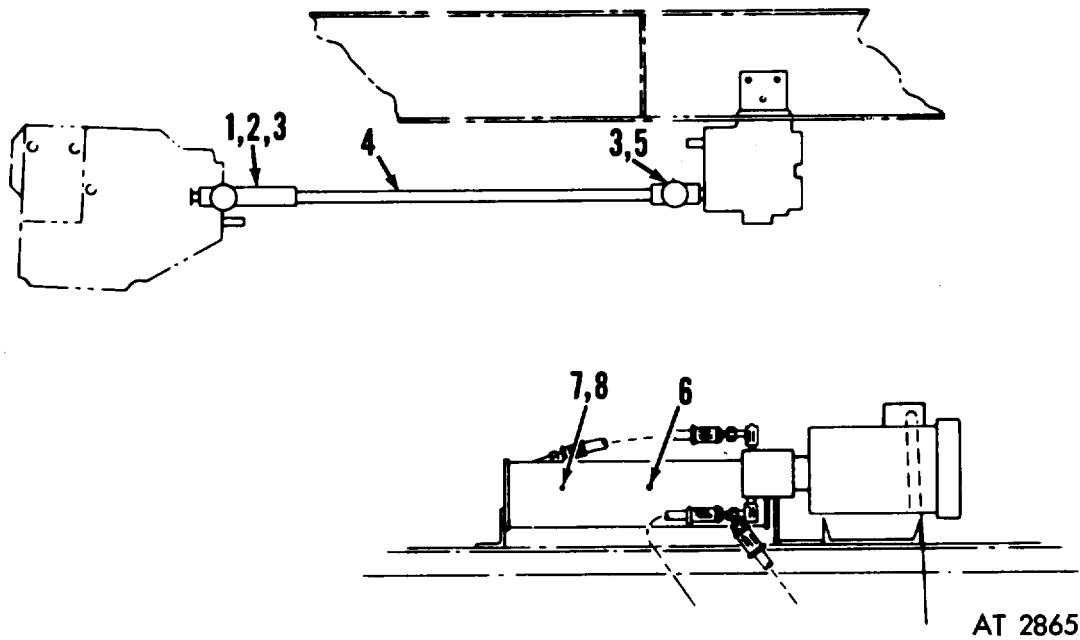


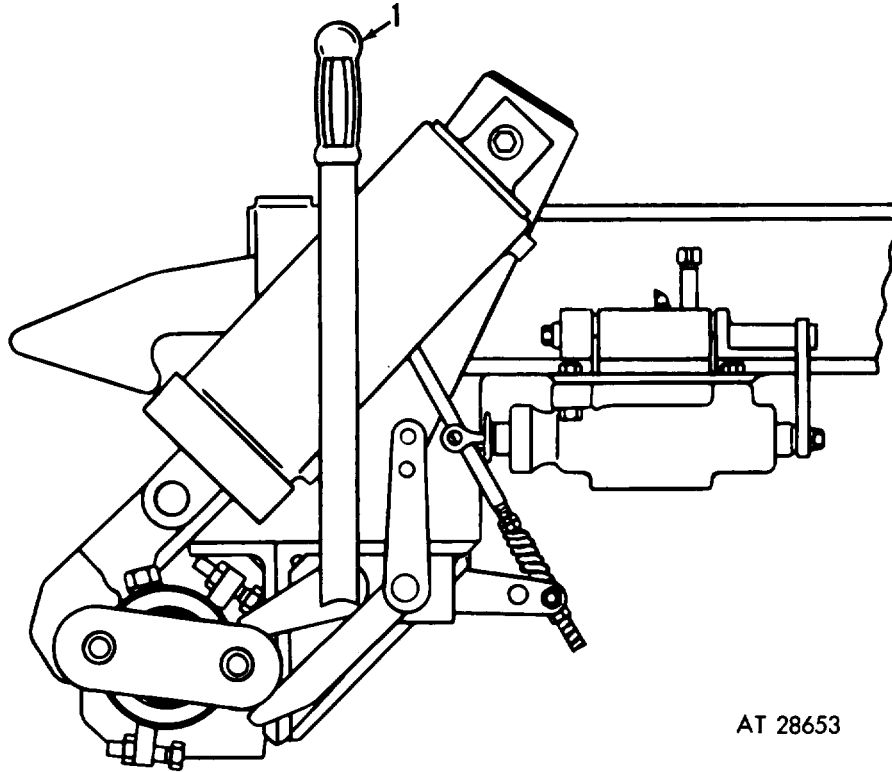
Figure 168. Van body hydraulic system.

AT 28336



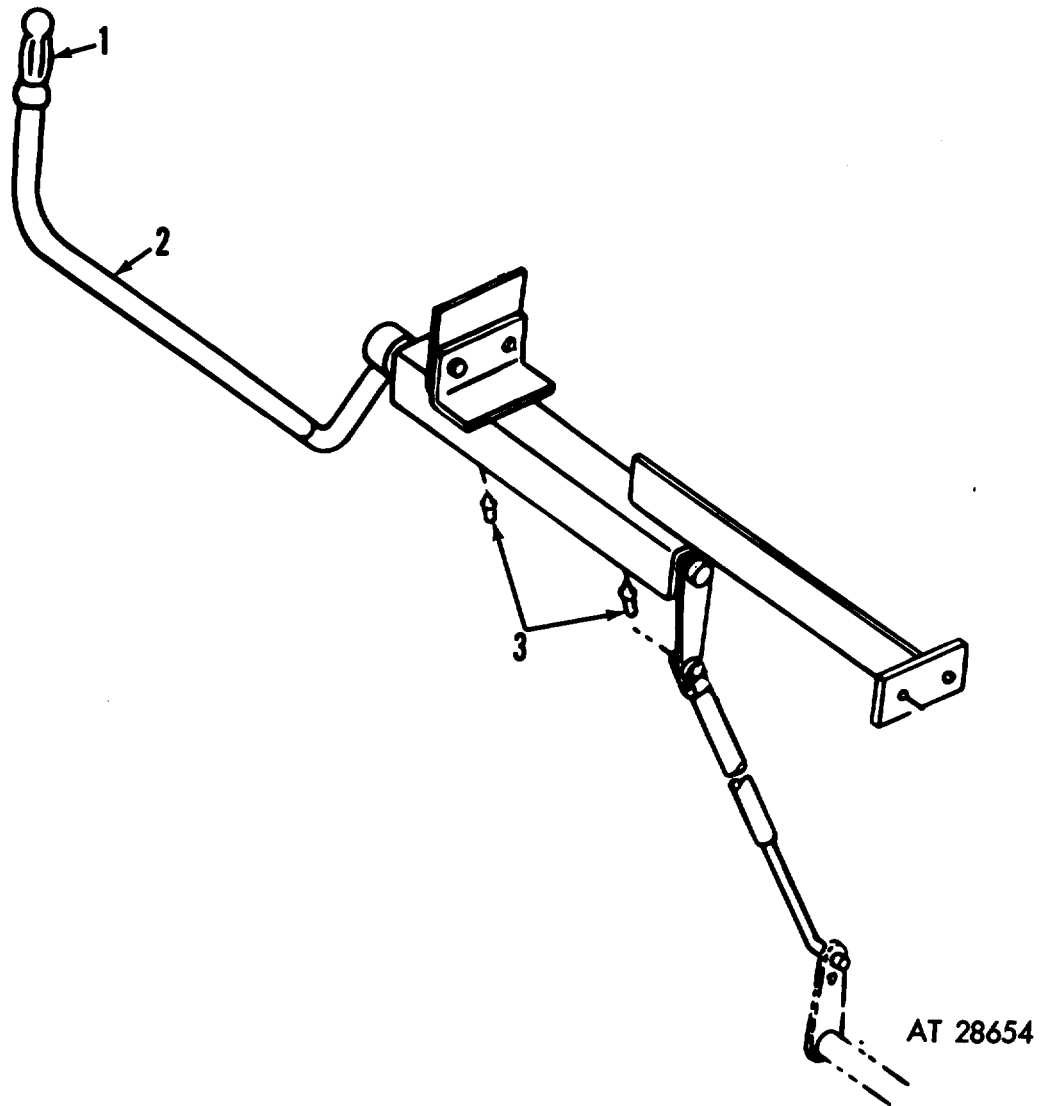
AT 28652

*Figure 169. Van body power gate drive, electrical drive, and related parts.*

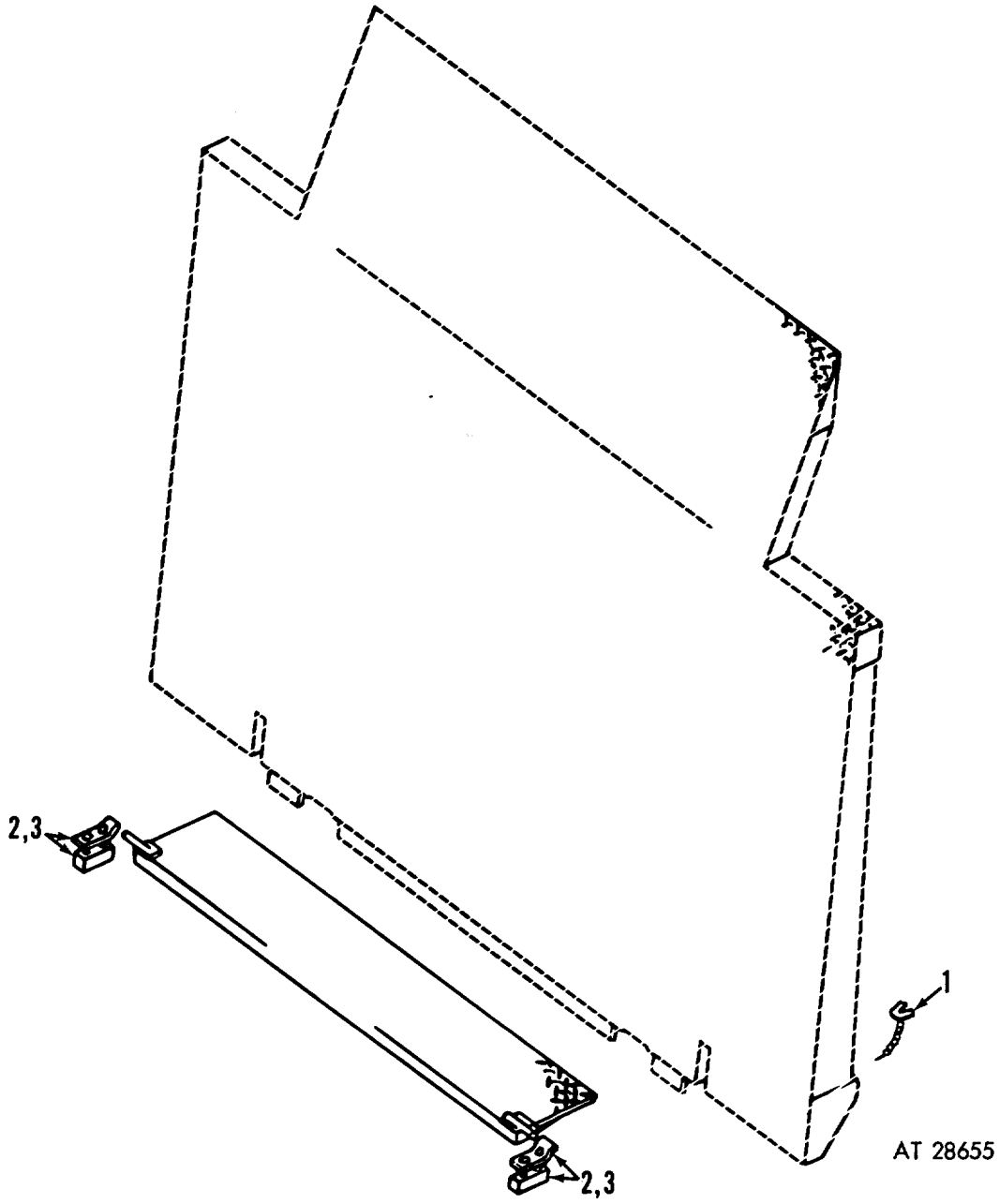


AT 28653

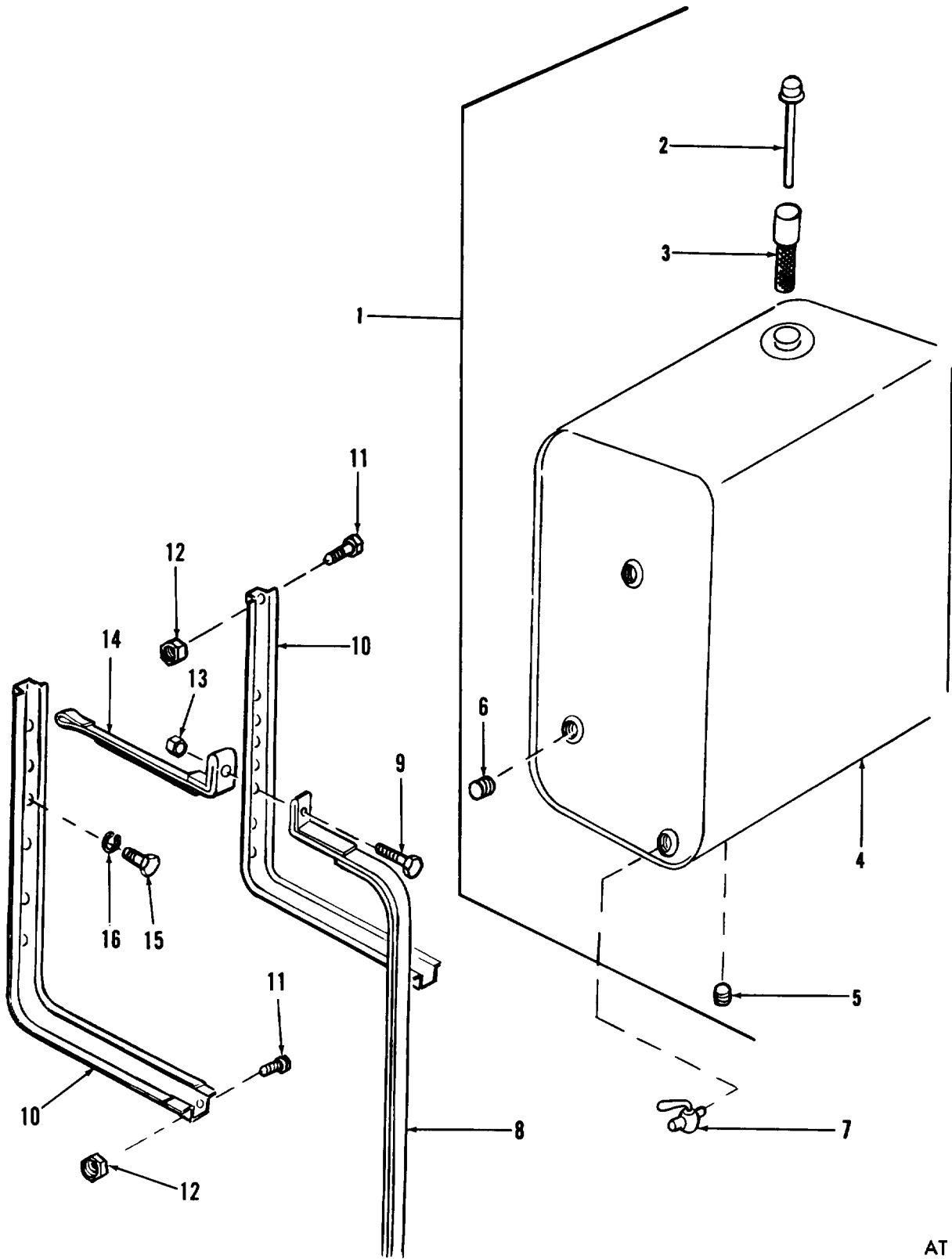
*Figure 170. Van body power gate hand lever grip.*



*Figure 171. Van body power gate control handles and lubrication fittings.*

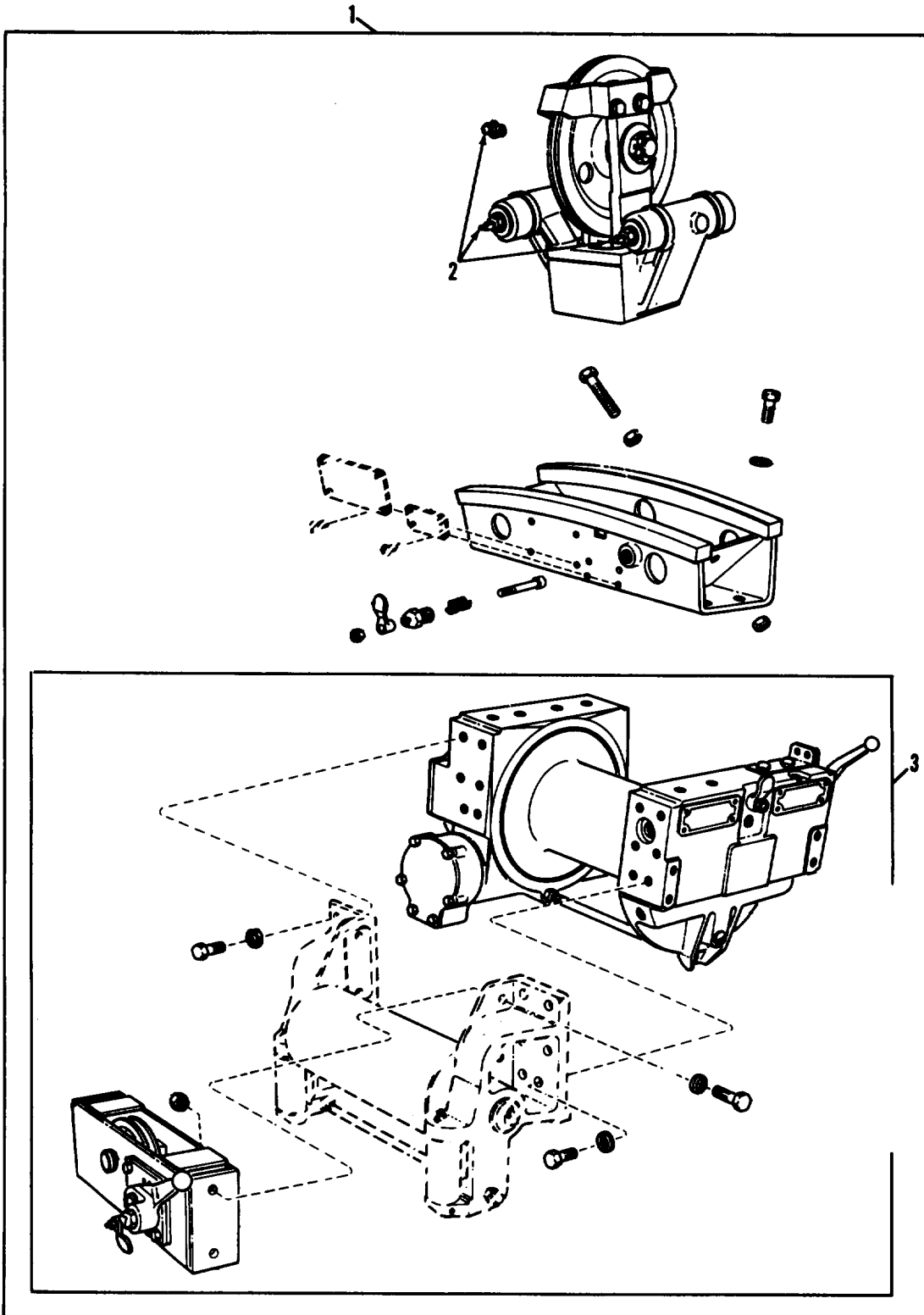


*Figure 172. Van body power gate platform attaching parts—exploded view.*



AT 28387

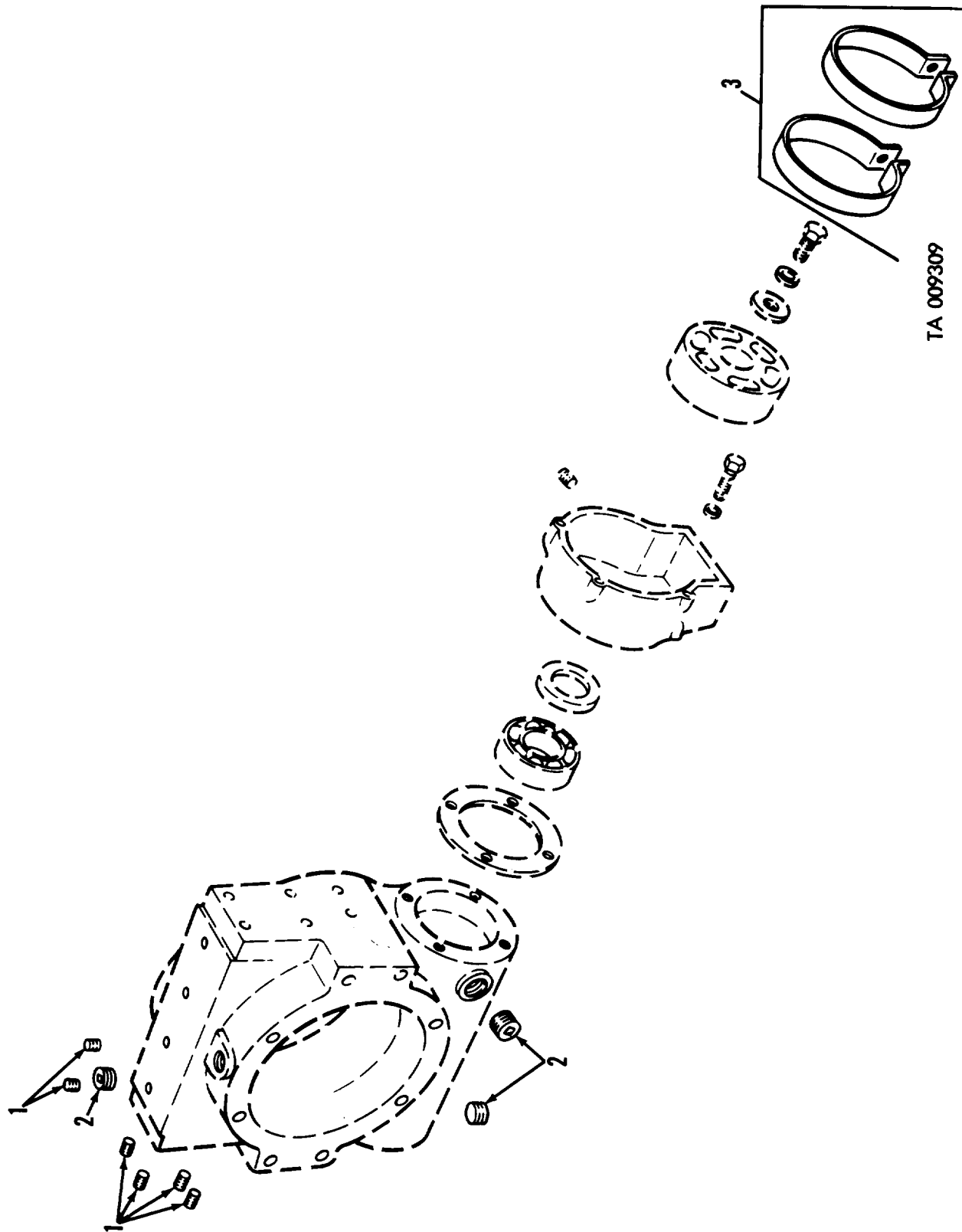
Figure 173. Oil tank assembly, wrecker body crane.



TA 009308

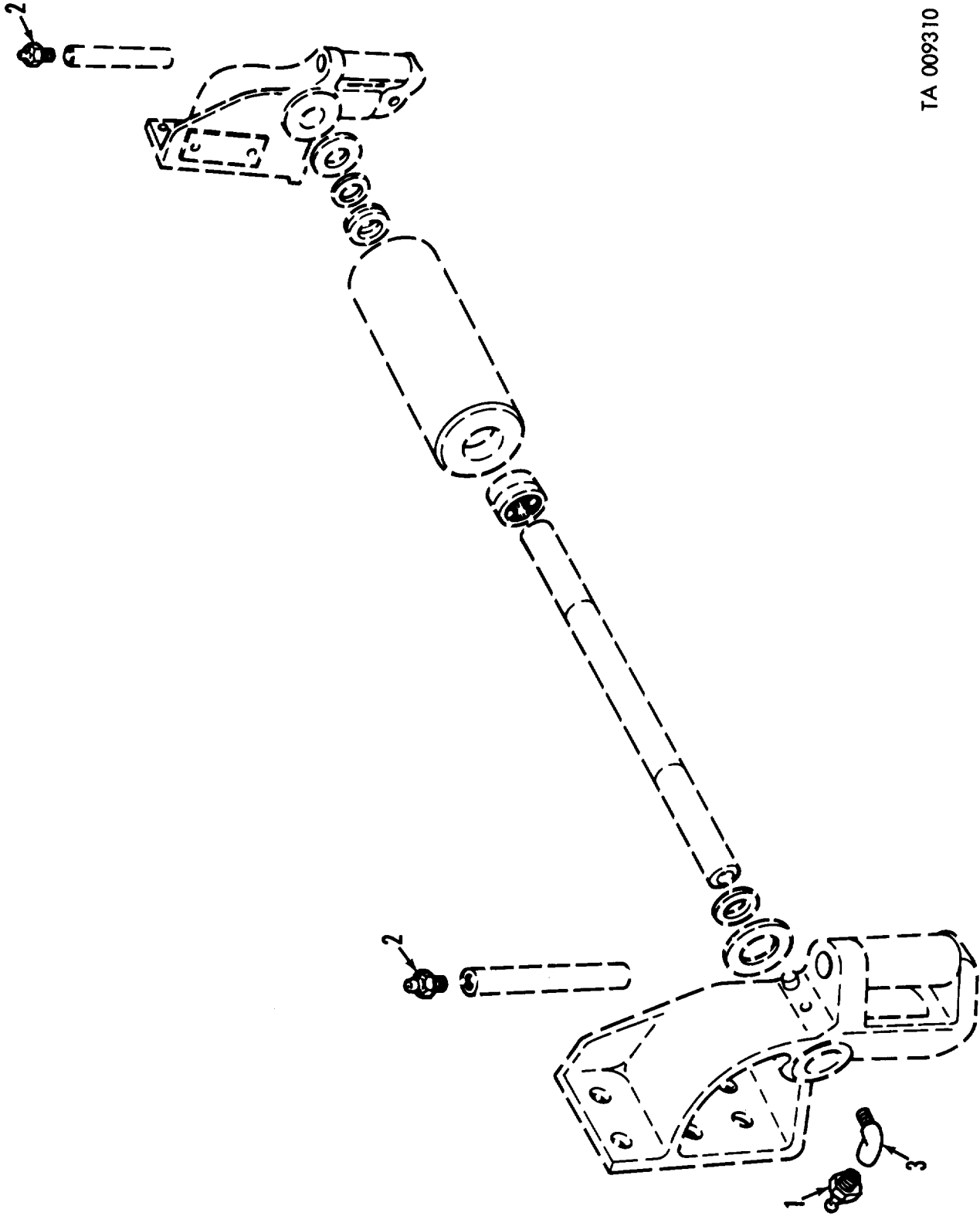
*Figure 174. Front winch assembly.*





TA 009309

Figure 175. Front winch drum plugs and brake band.



TA 009310

Figure 176. Front winch roller assembly lubrication fittings.


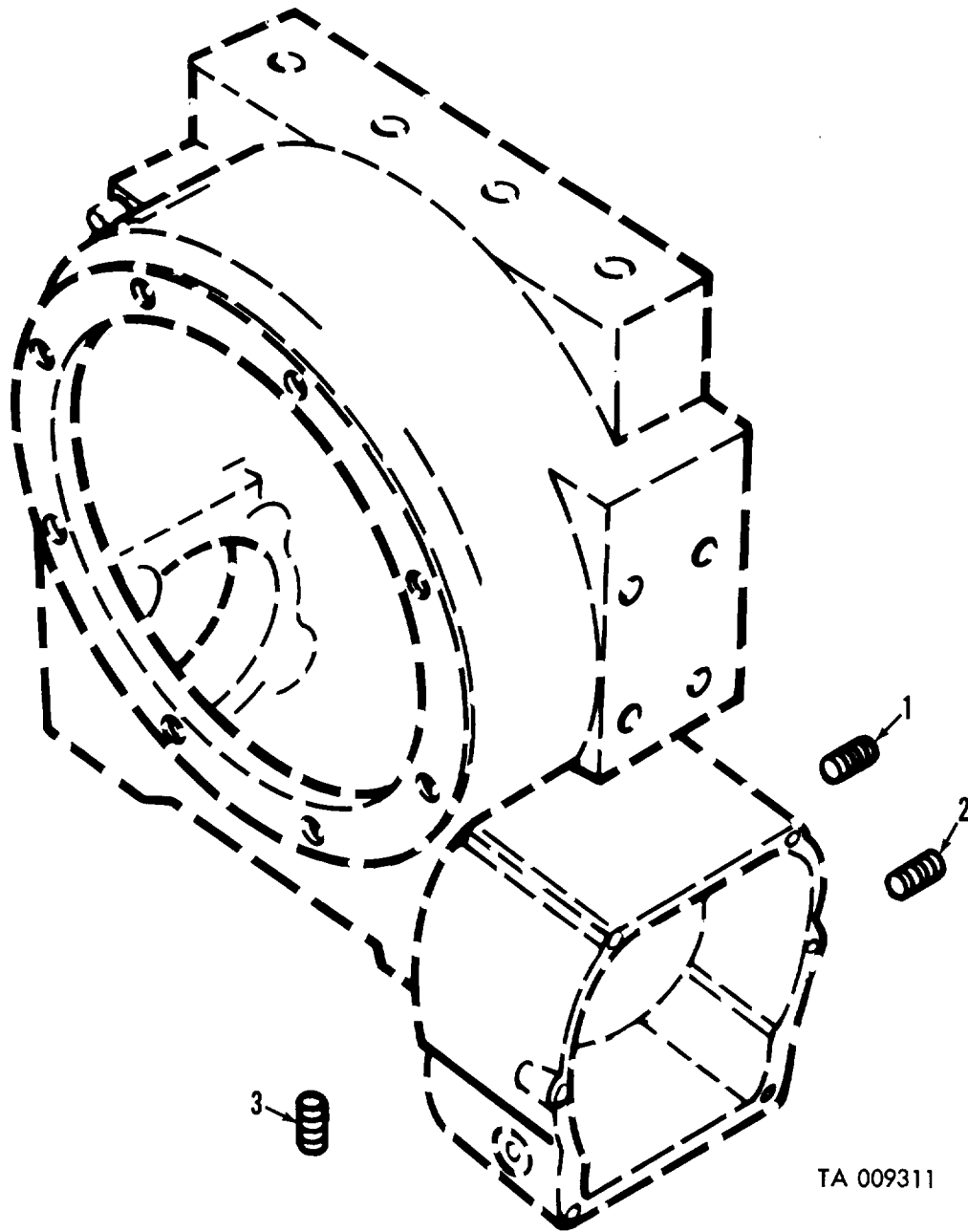
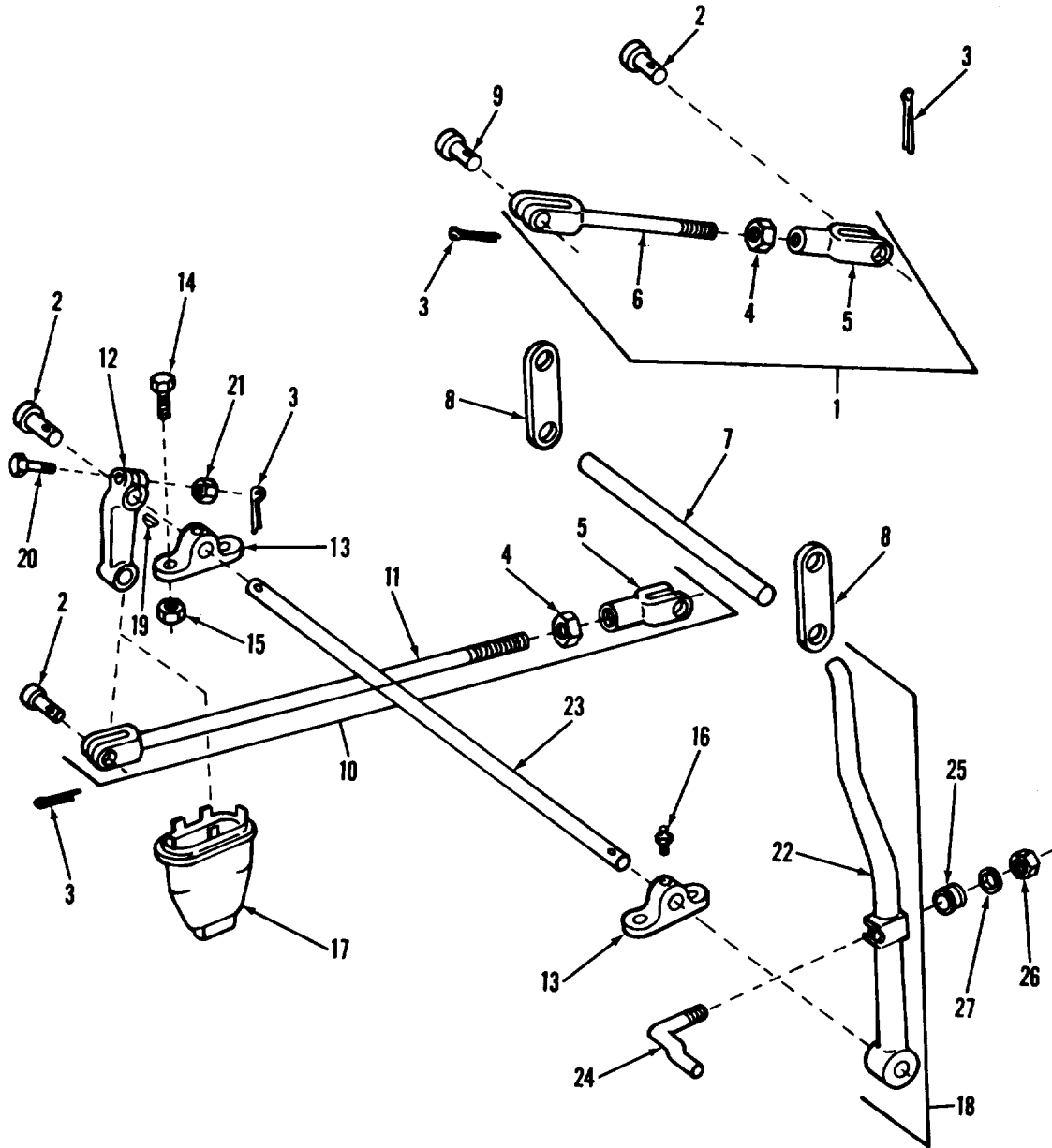


Figure 177. Lubrication fittings front and rear winch tensioner assembly—exploded view.

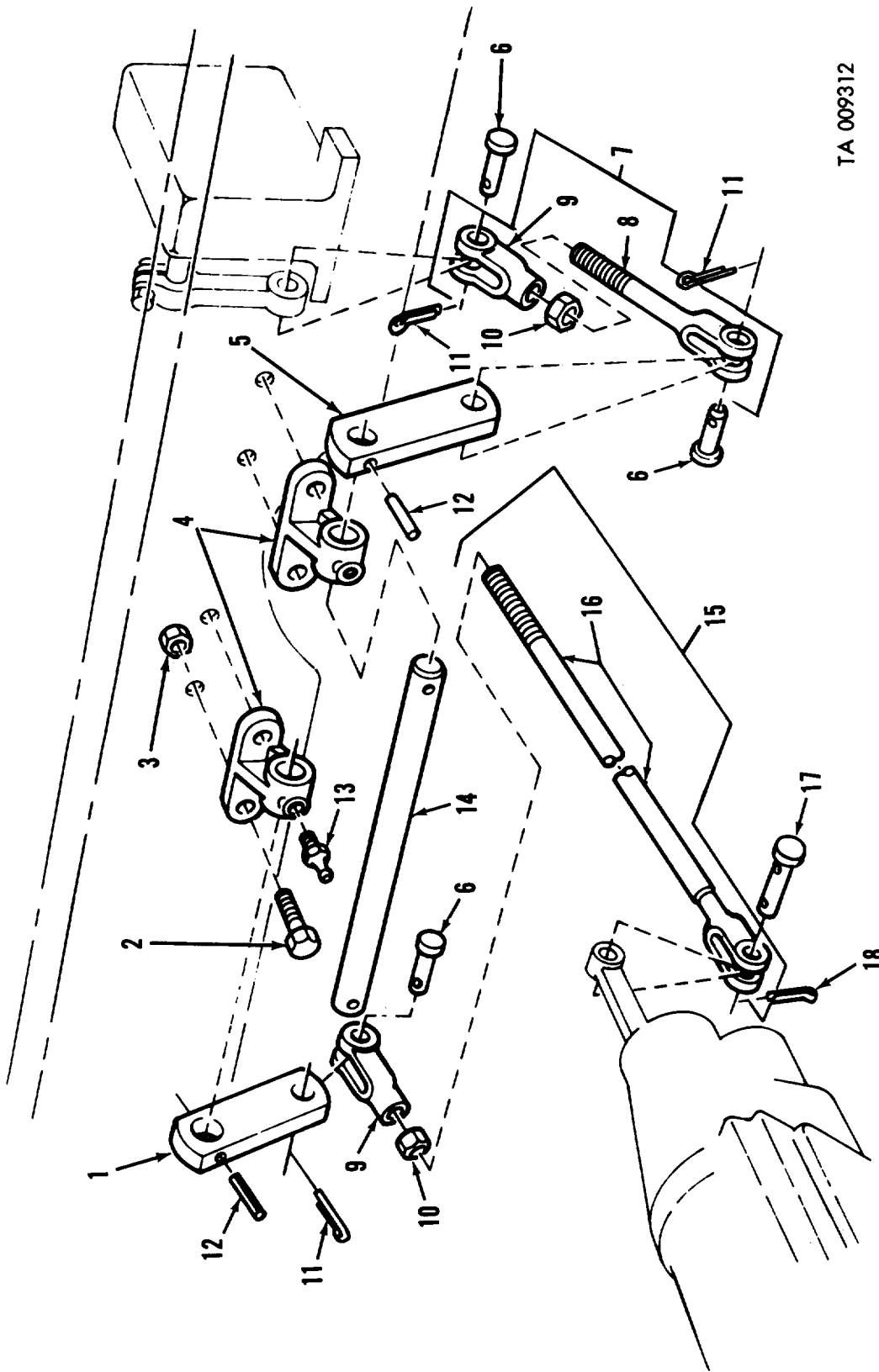


*Figure 178. Rear winch gear and brake case plugs.*



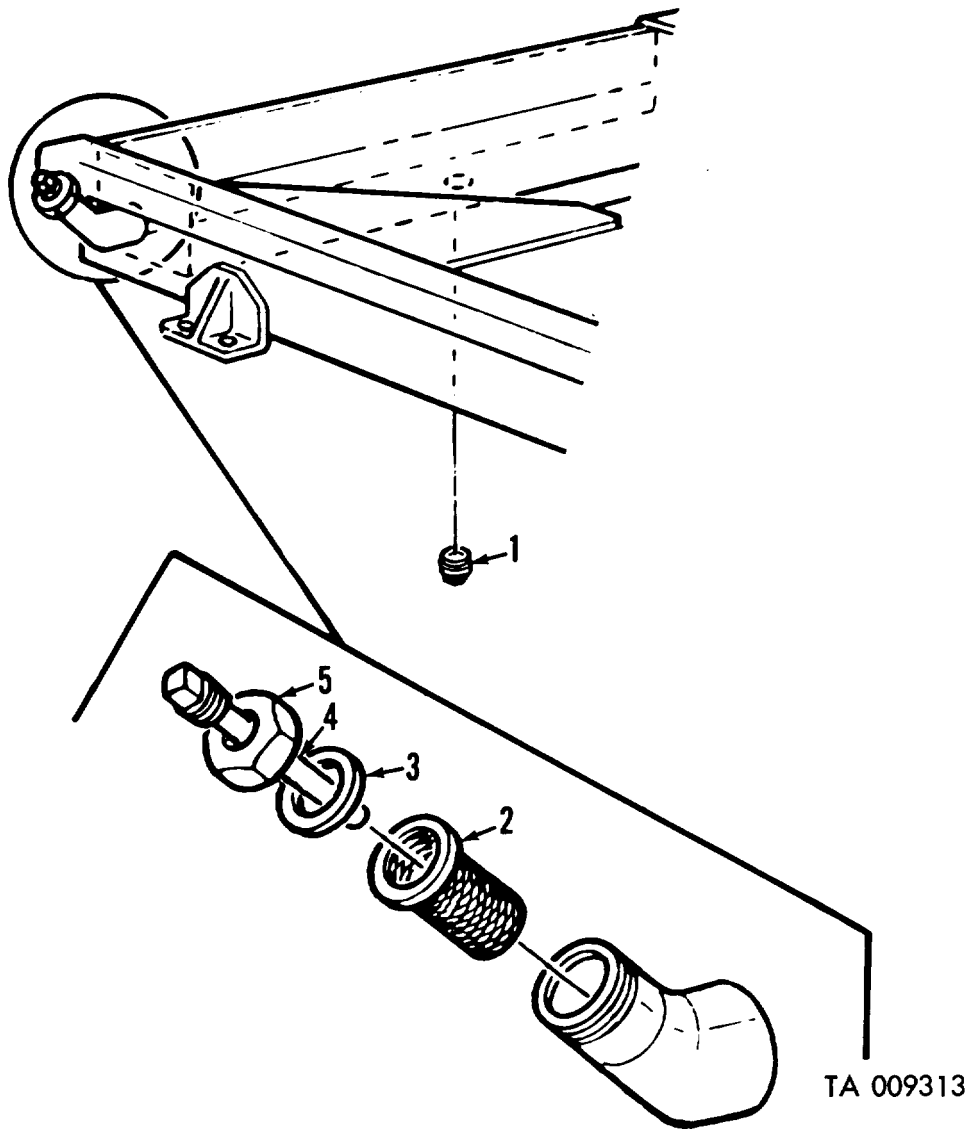
AT 28347

Figure 179. Rod assembly dump control box connecting end lever assembly.



TA 009312

Figure 180. Dump control box rod and power take-off control and shafts.



*Figure 181. Dump truck oil gage.*

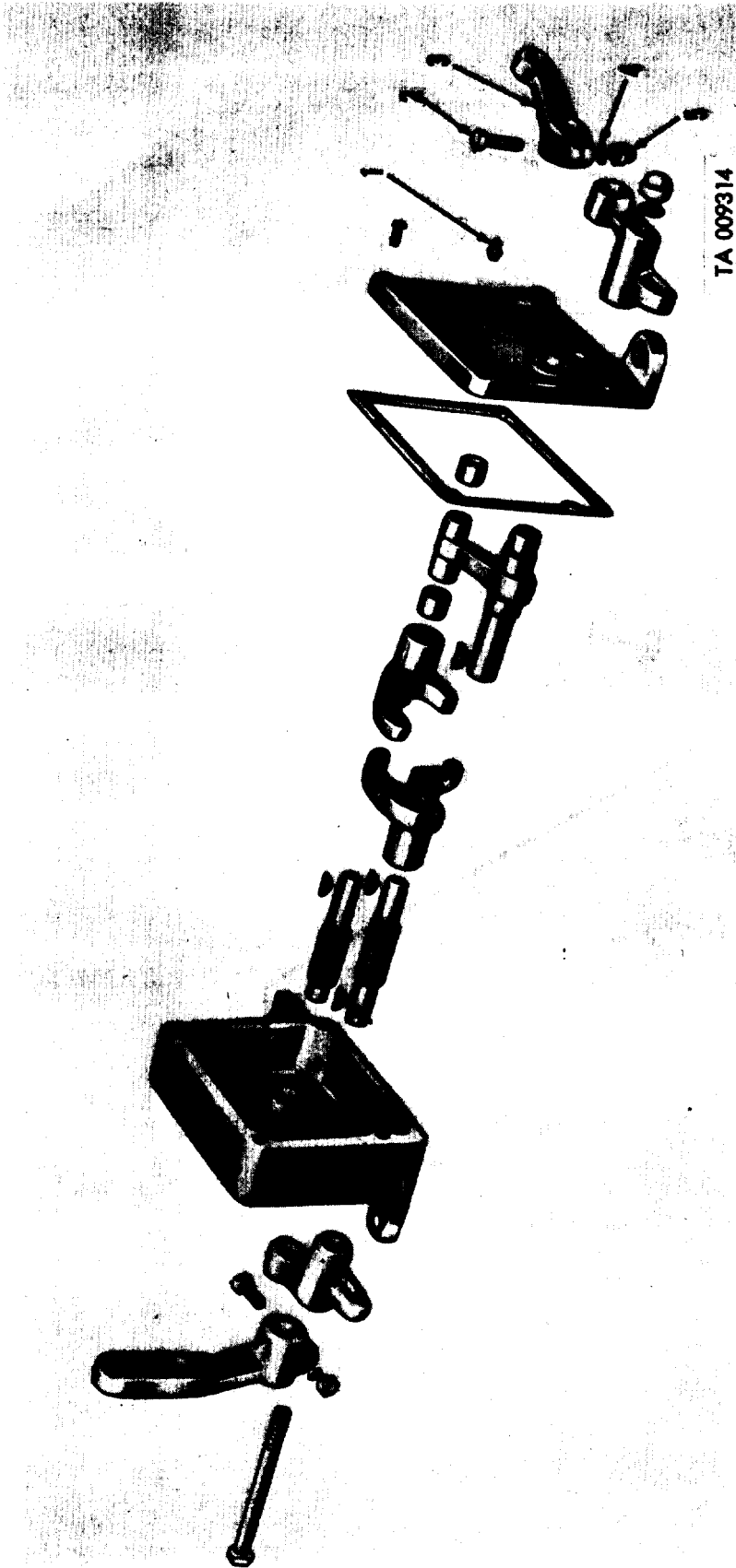
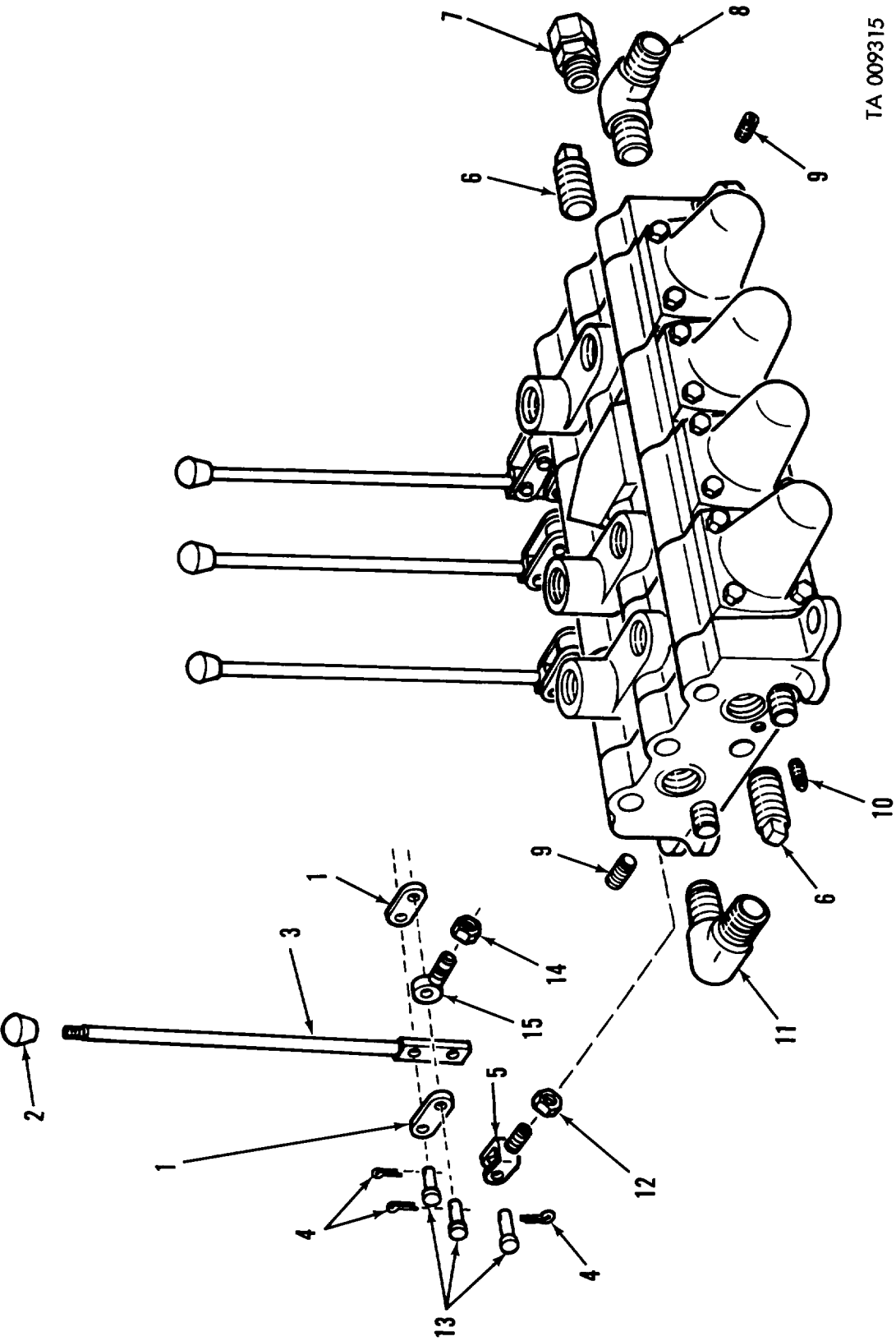


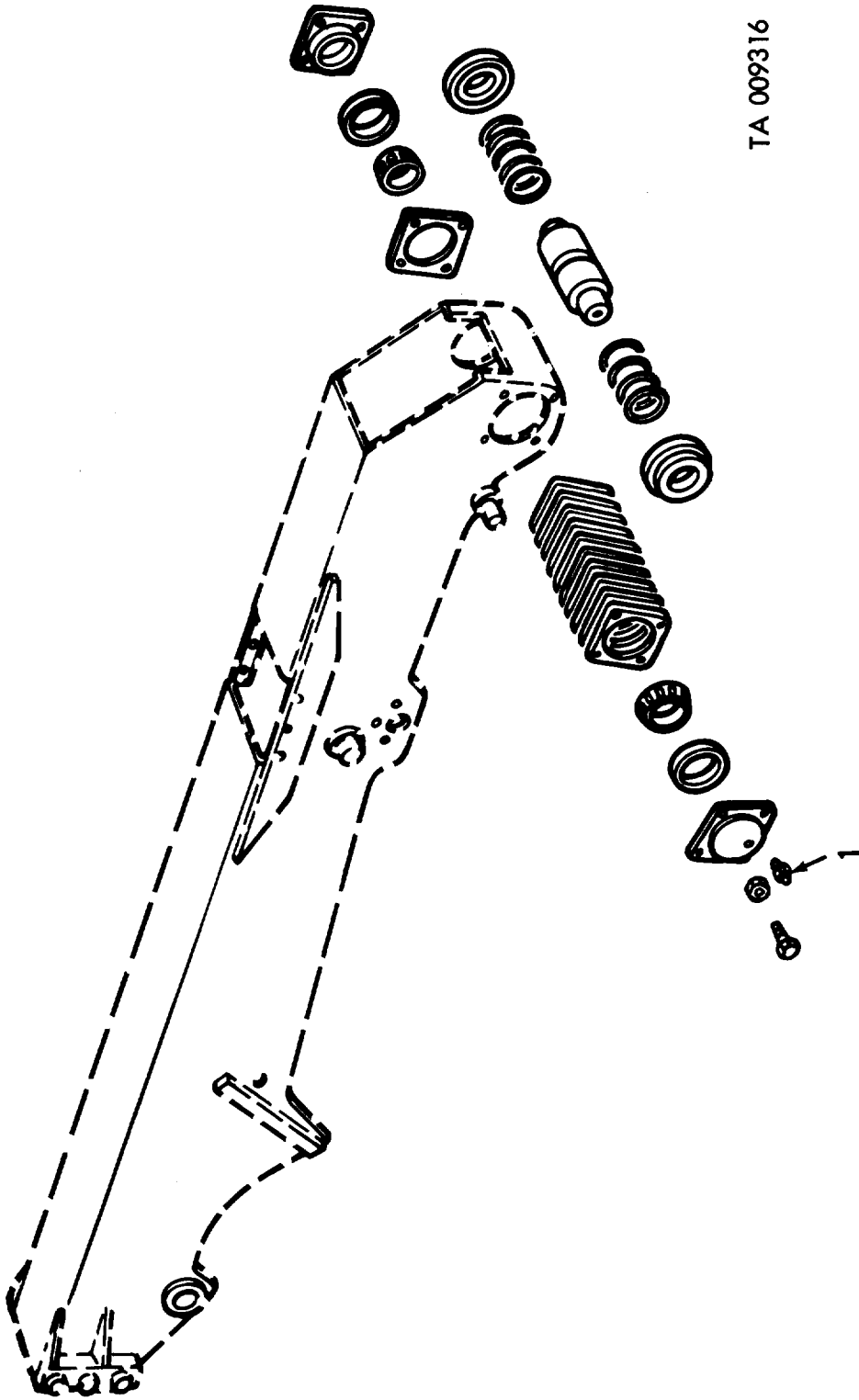
Figure 182. Control box assembly.





TA 009315

Figure 183. Control valve bank.



TA 009316

Figure 184. Shipper roller and related parts.

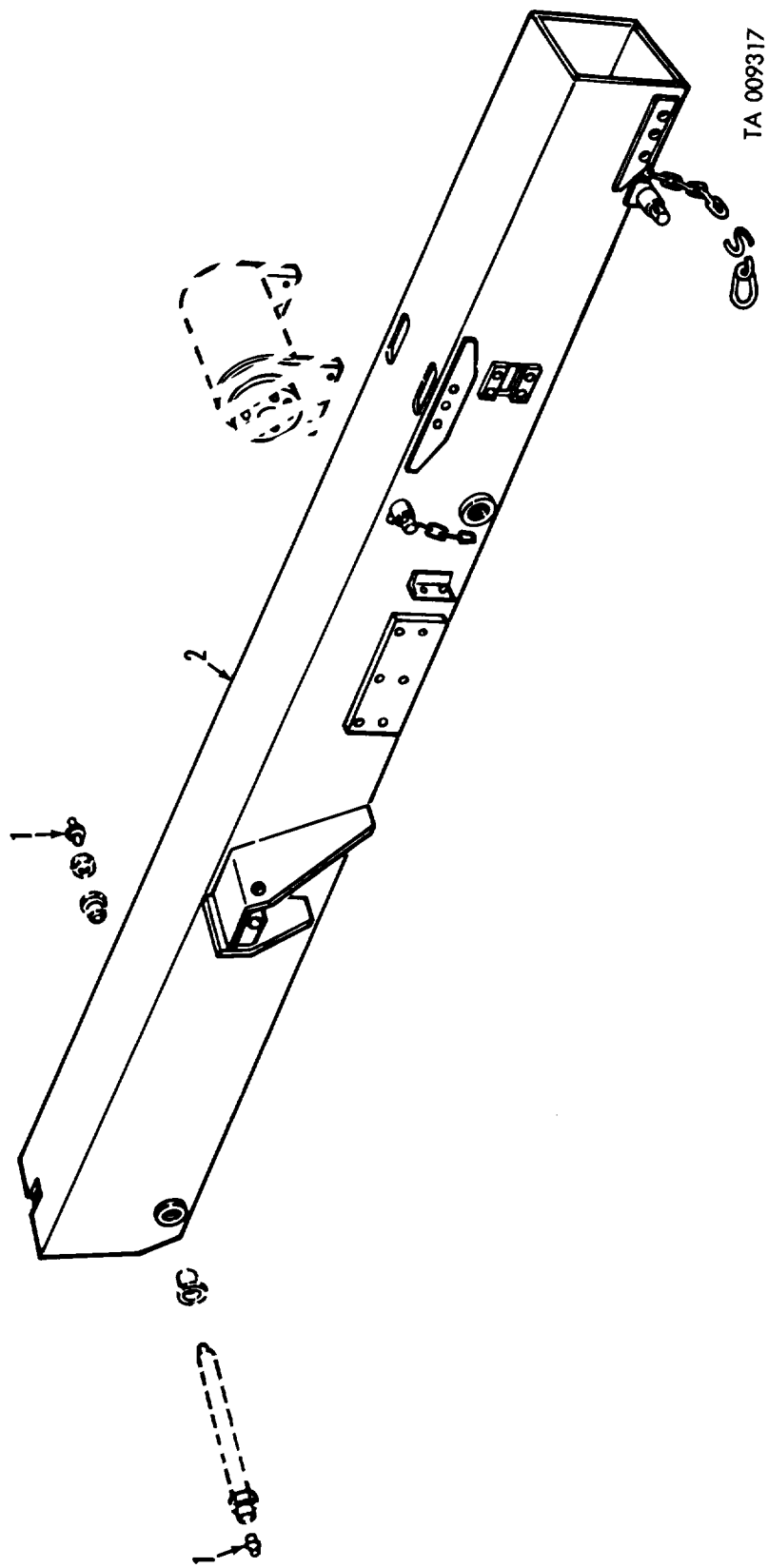
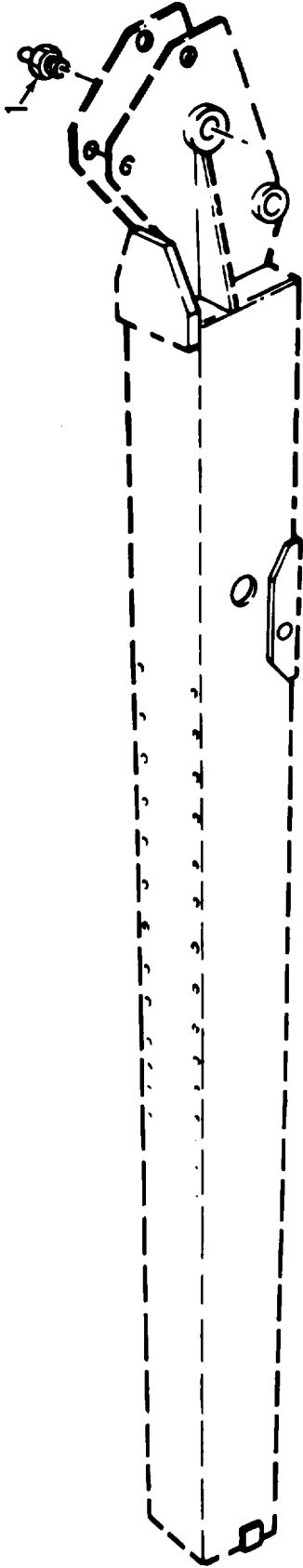
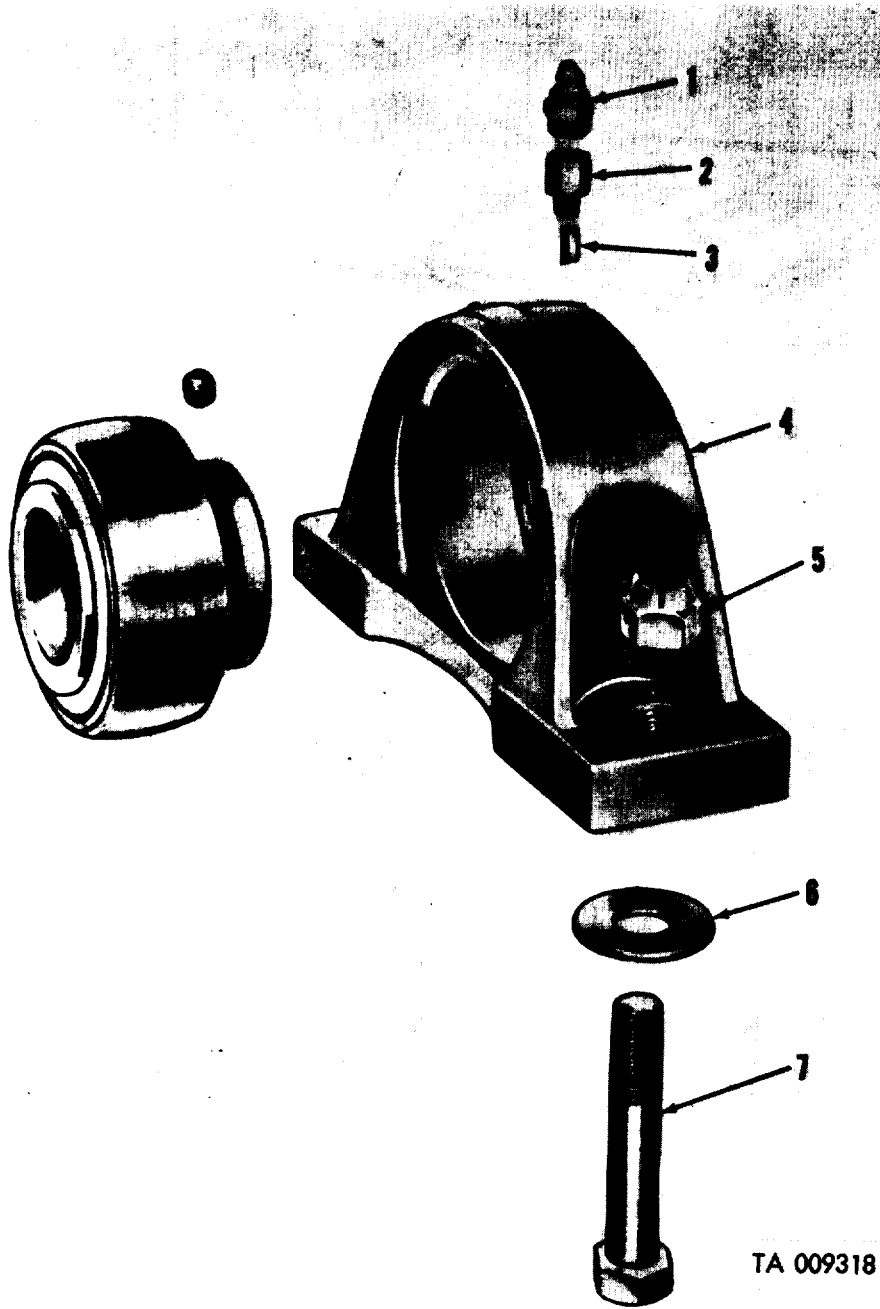


Figure 185. Boom assembly and fittings.

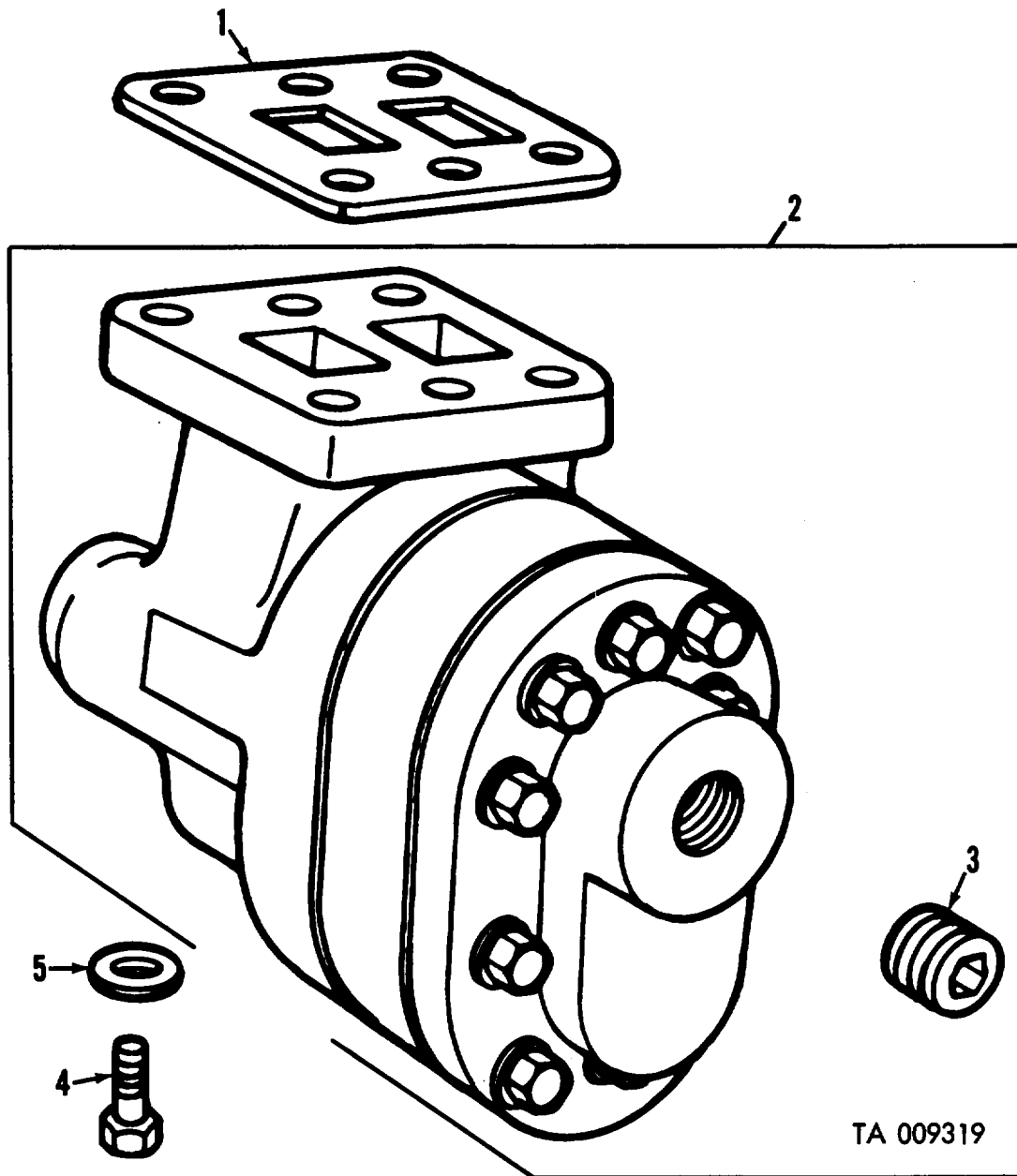


AT 28679

Figure 186. Lubrication fitting, inner boom assembly—exploded view.

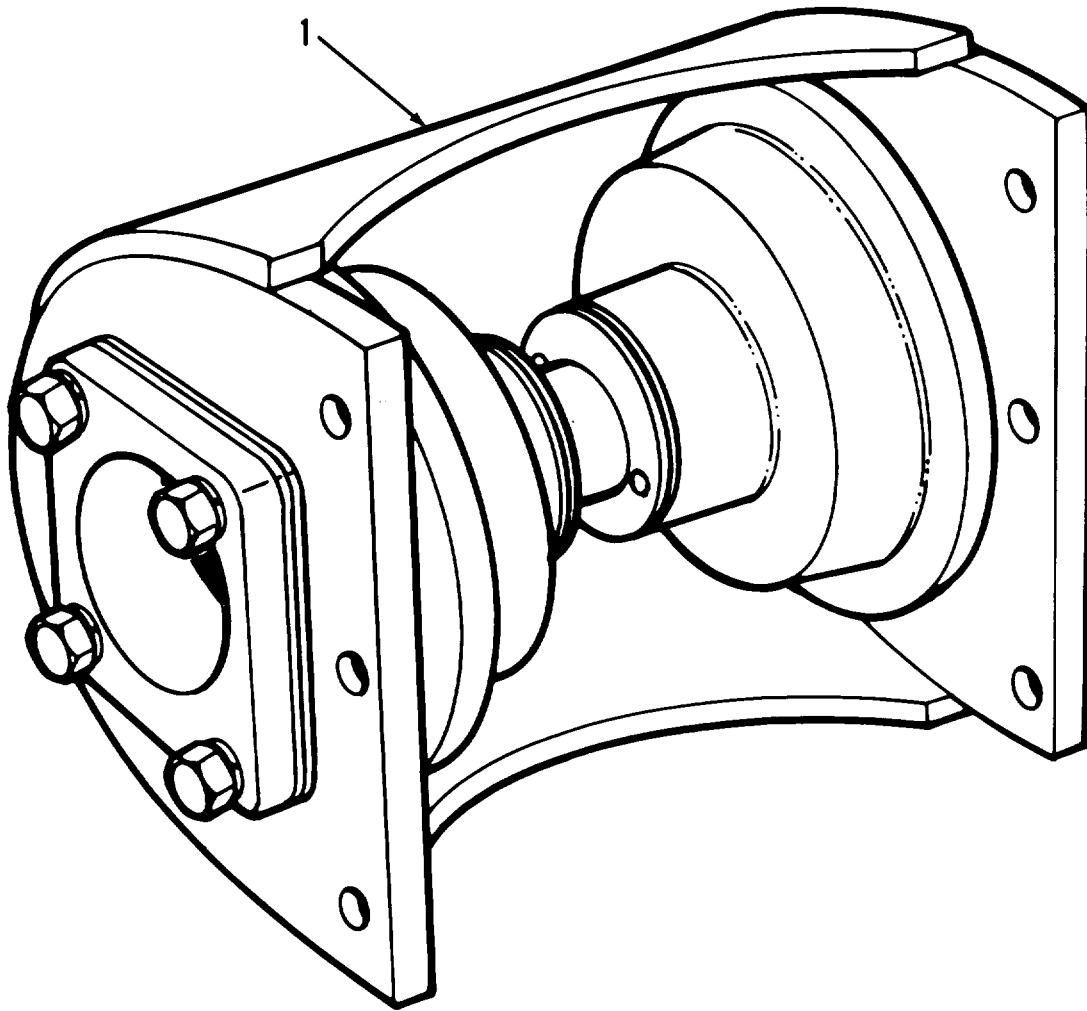


*Figure 187. Rear winch drive shaft pillow shaft.*



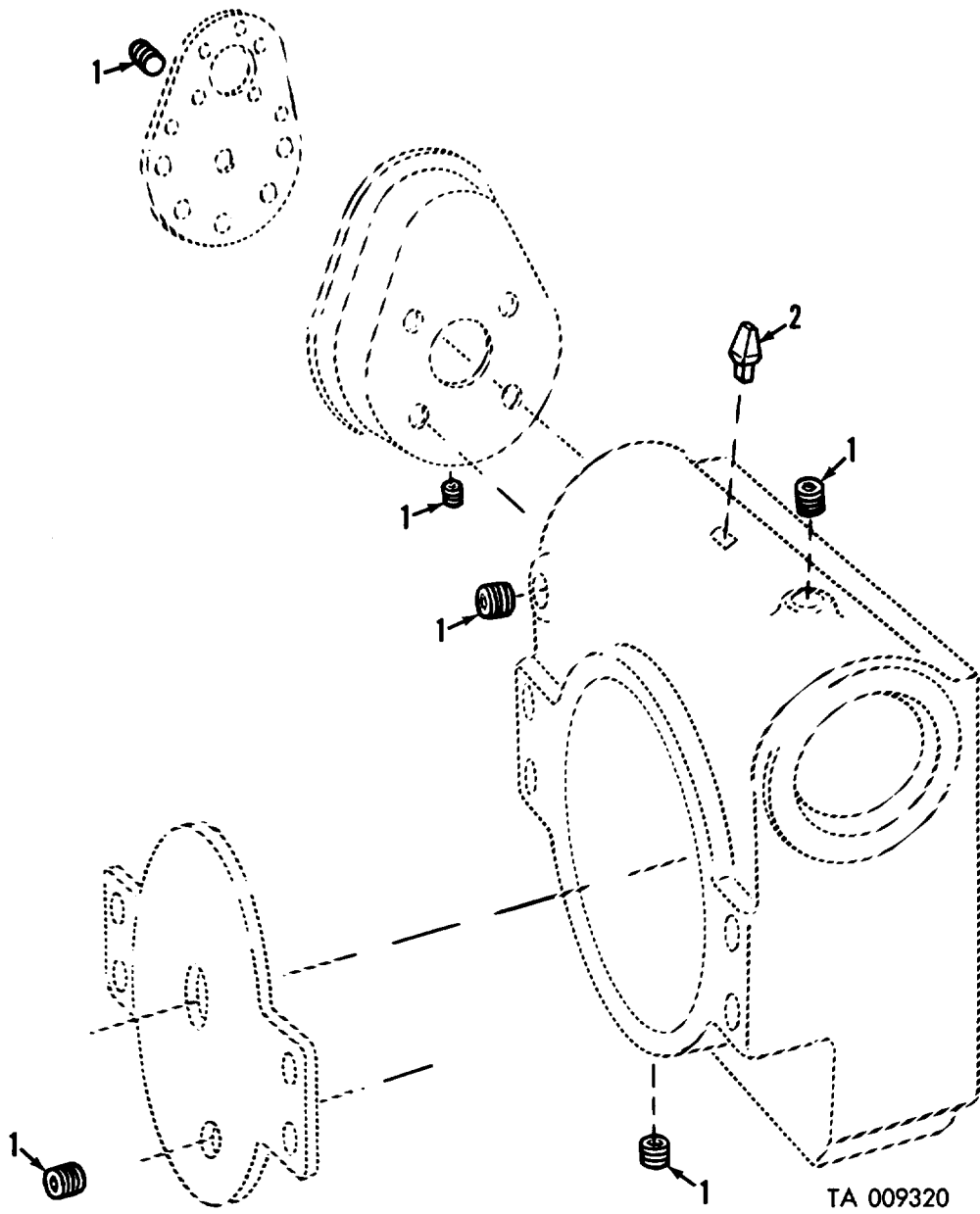
TA 009319

*Figure 188. Hydraulic hoist pump.*



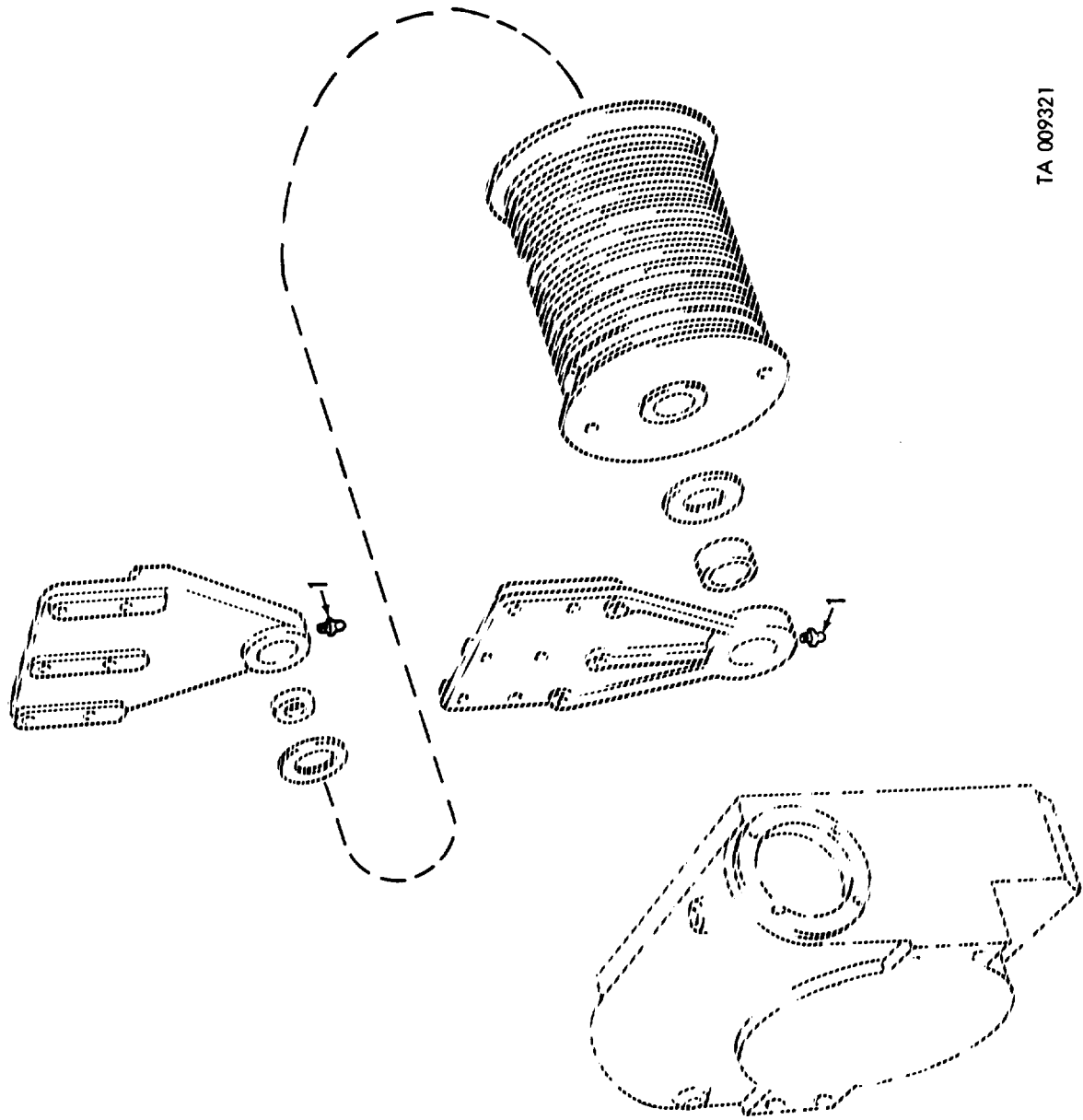
AT 47336

*Figure 189. Upper roller shipper assembly.*



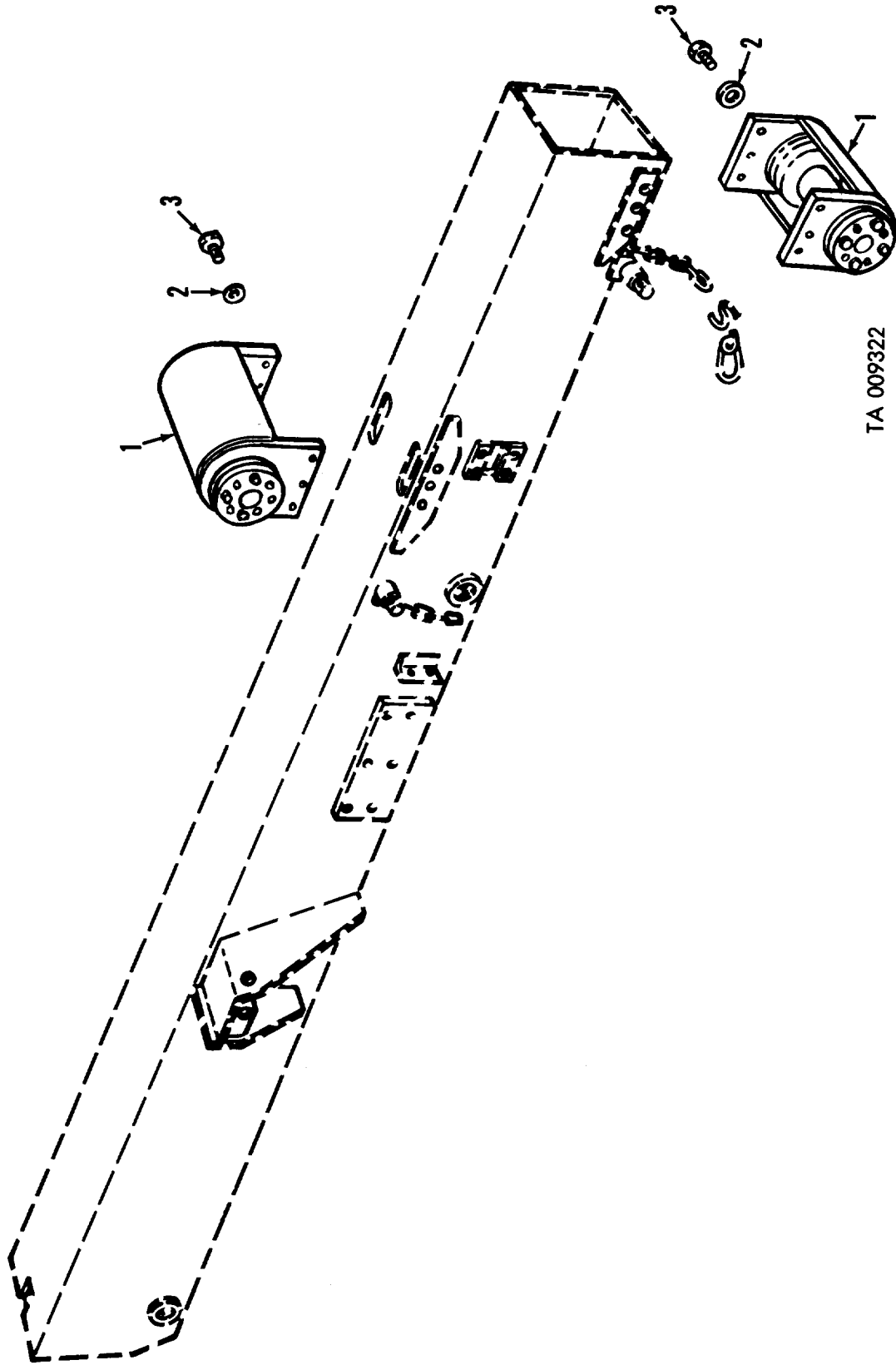
**Figure 190. Filler and drain plugs winch wrecker body boom hoist.**





TA 009321

Figure 191. Lubrication fittings room winch—exploded view.



TA 009322

Figure 192. Boom roller assembly.


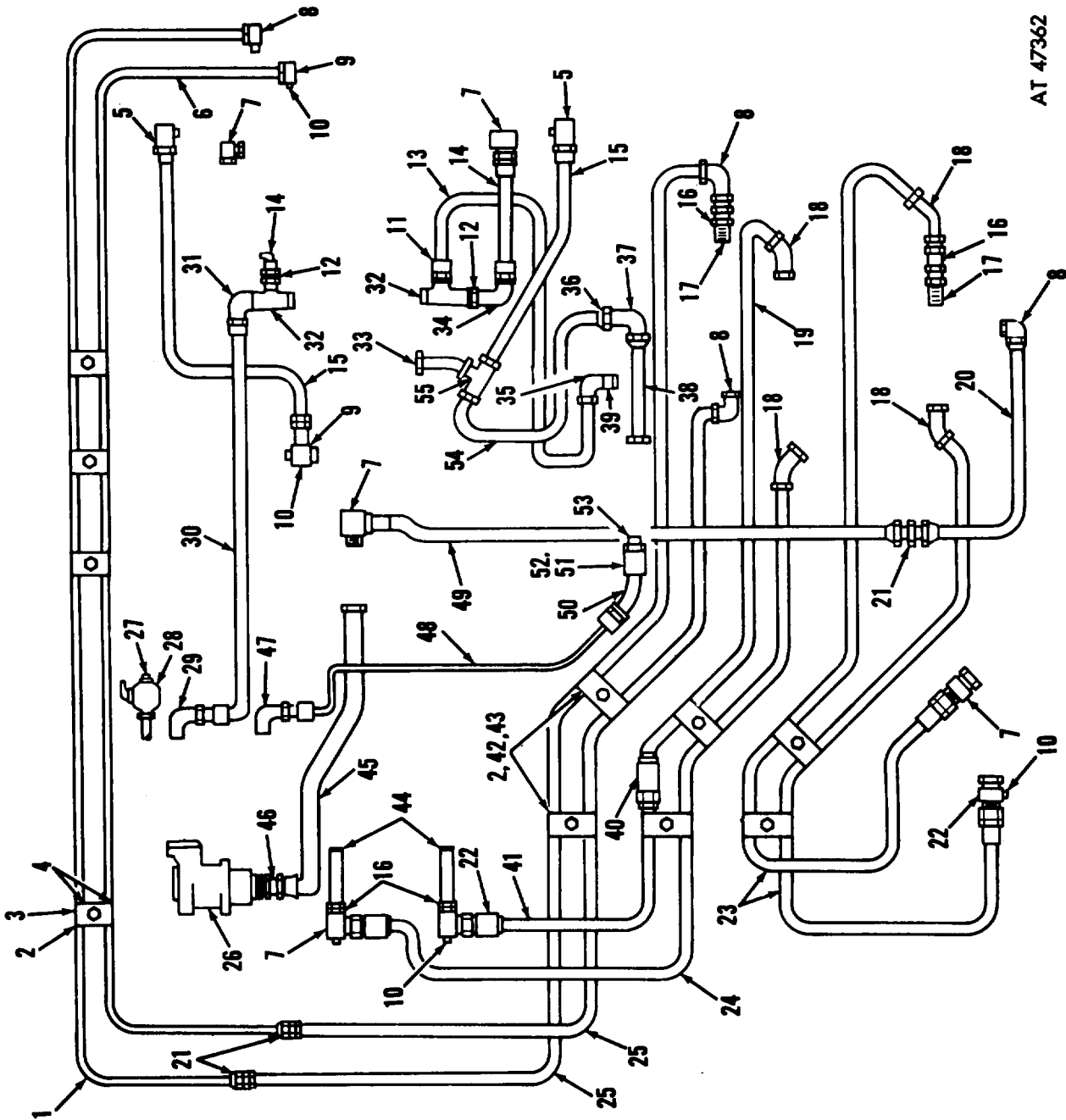


Figure 193. Lubrication fittings, elevating and extension cylinders—exploded view.



AT 47362

Figure 194. Hydraulic tubing (M543).

TA 009323

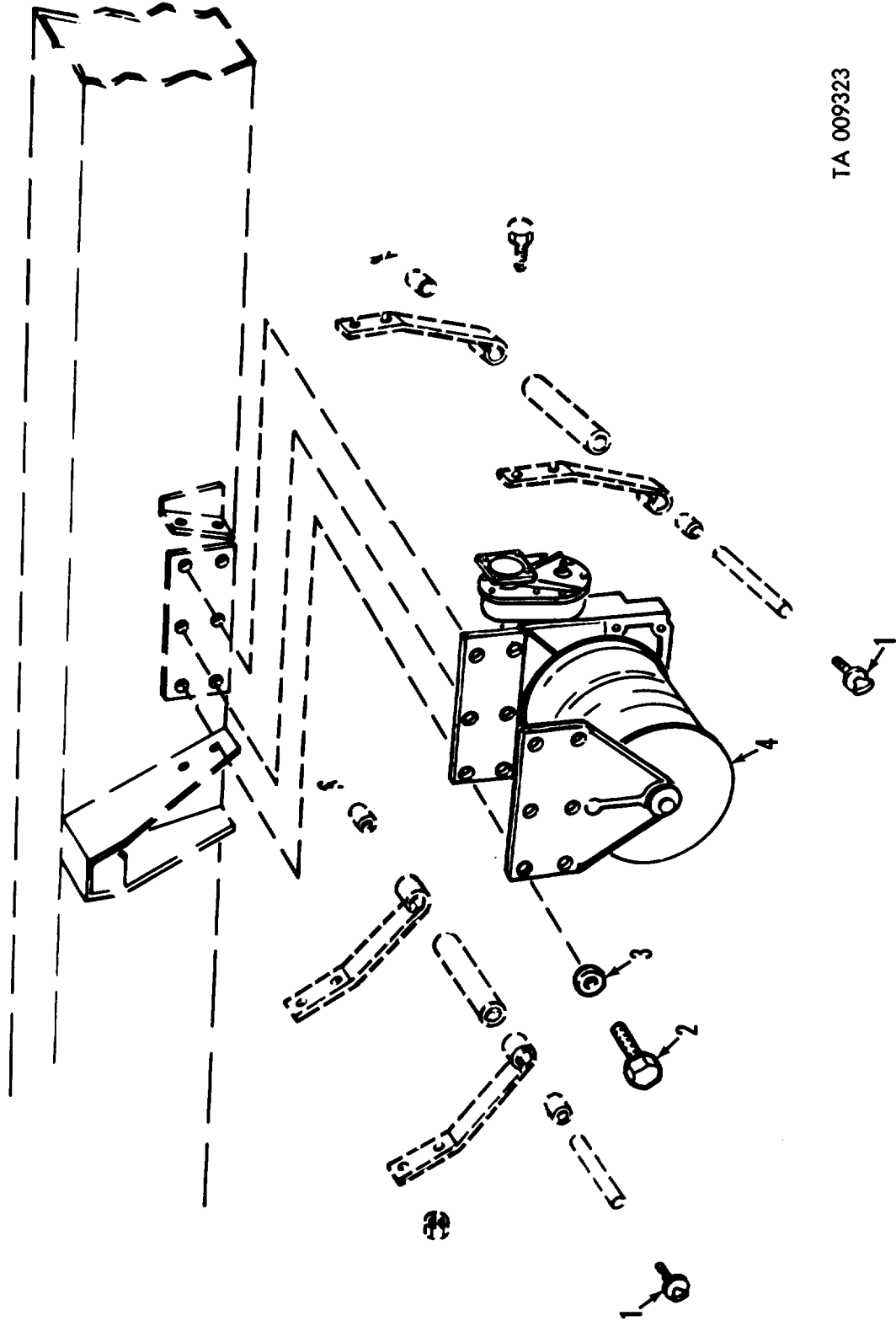
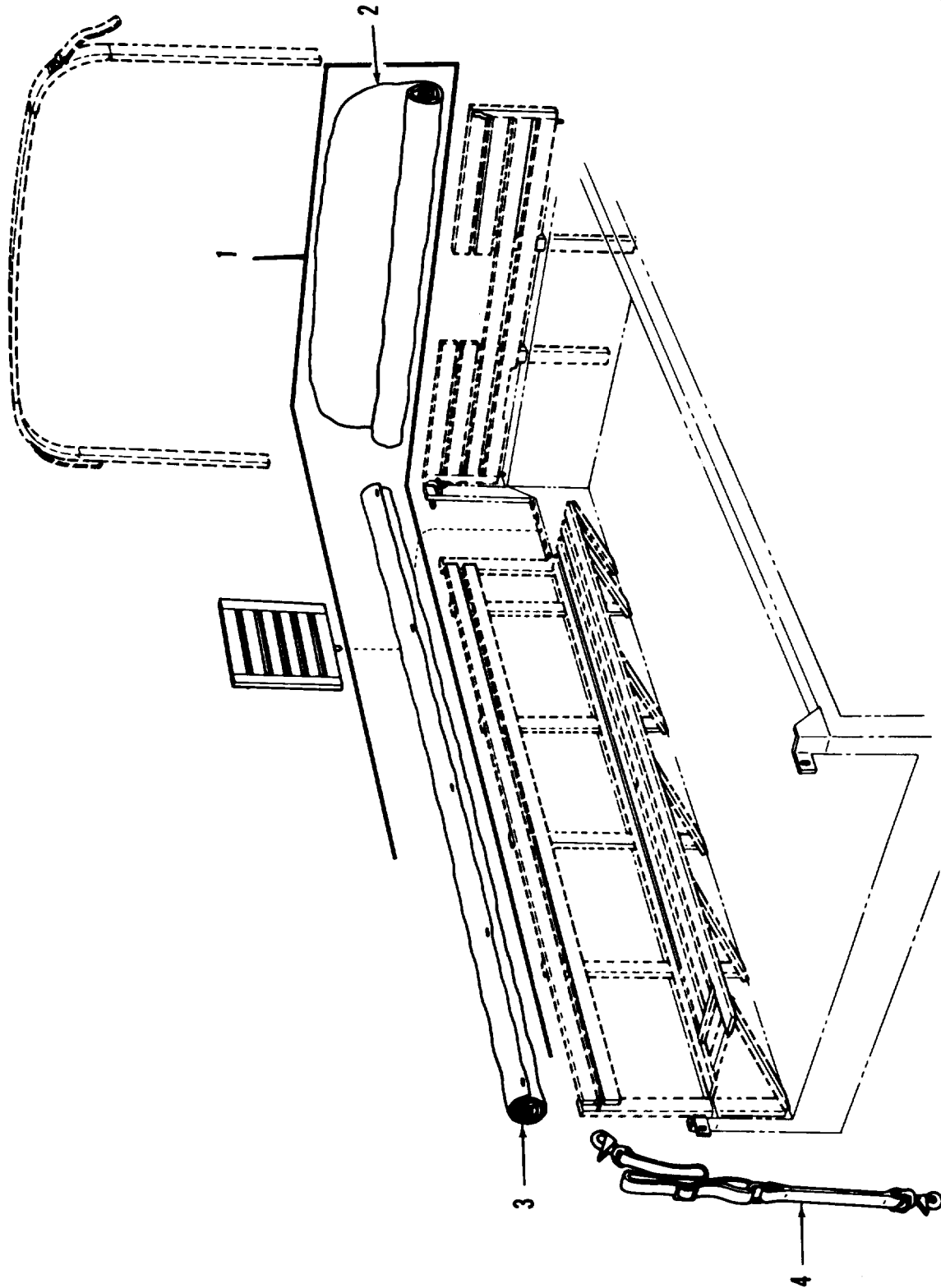
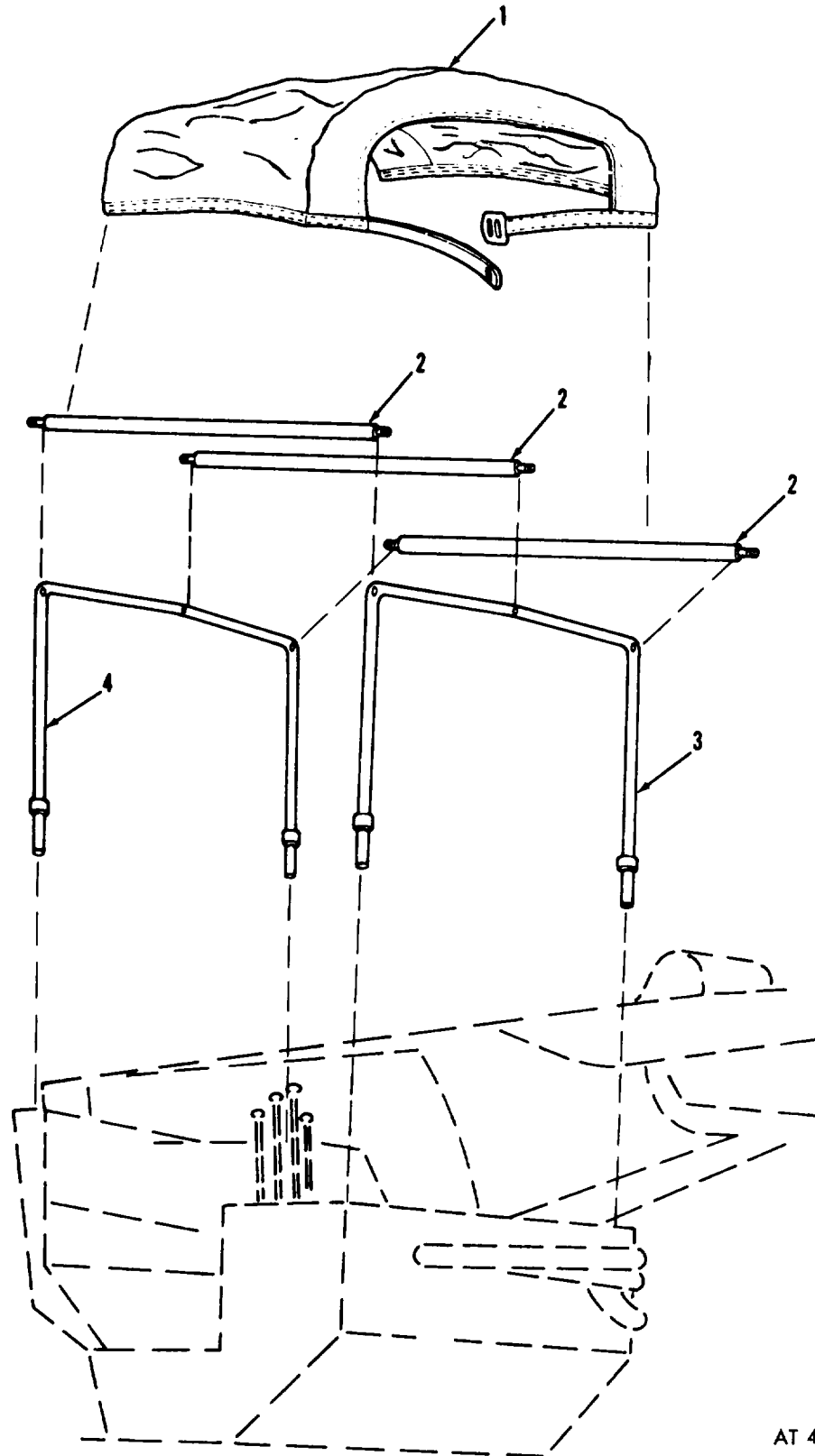


Figure 195. Vehicle winch mounting.



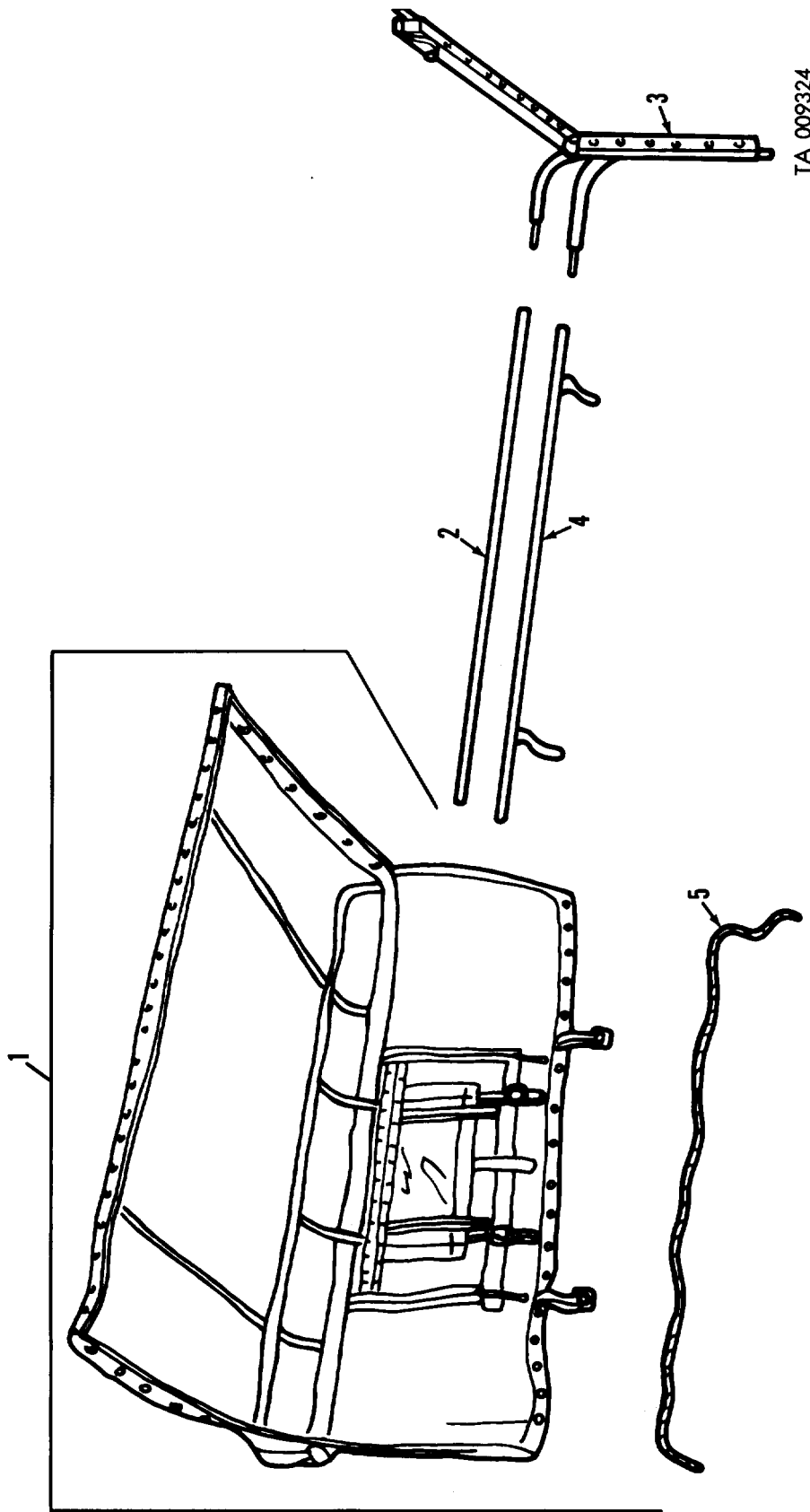
AT 47374

Figure 196. Cargo curtain and paulin.



AT 47376

*Figure 197. Gondola frame and top cover.*



TA 009324

Figure 198. Cab top assembly.



AT 47378

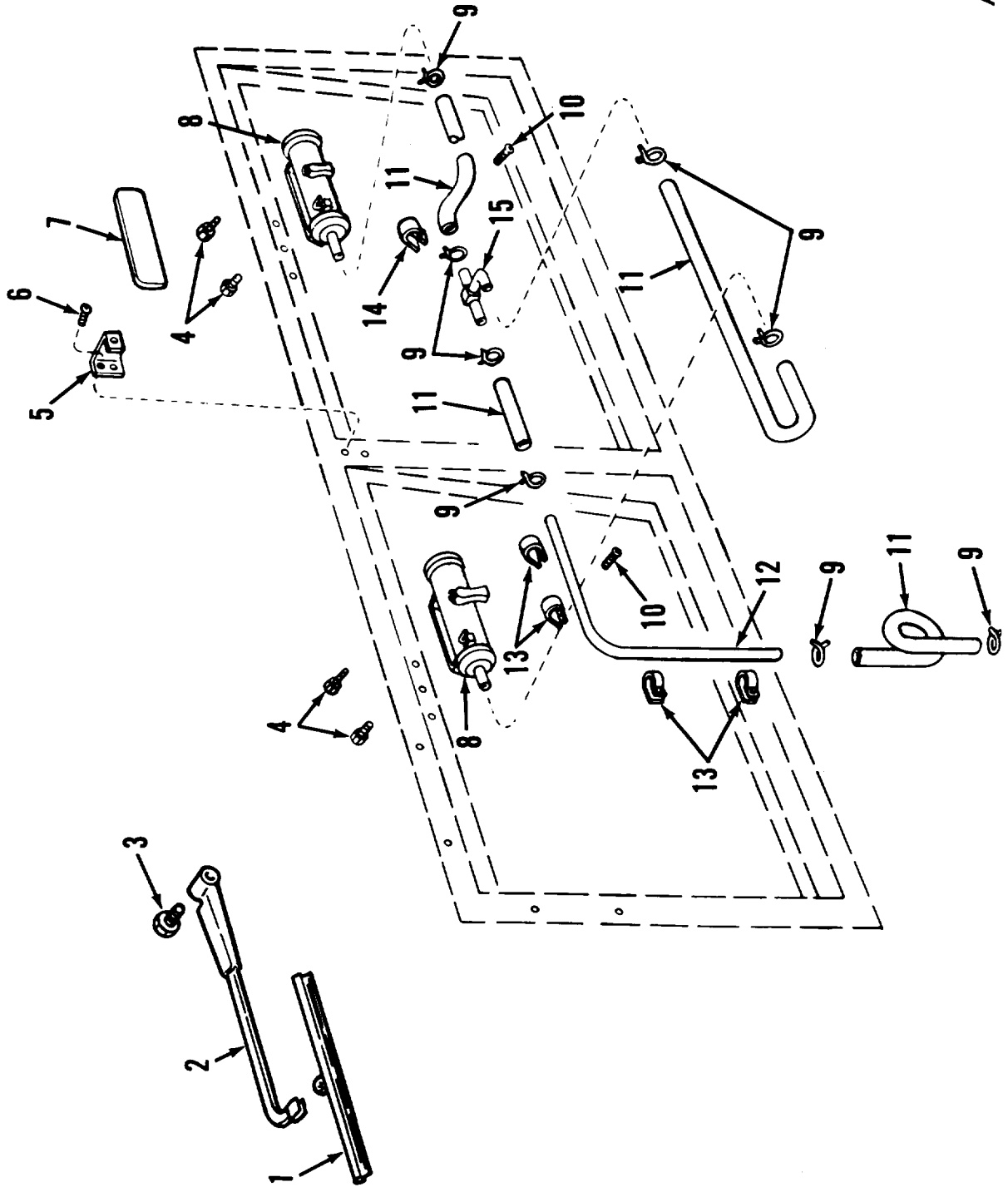
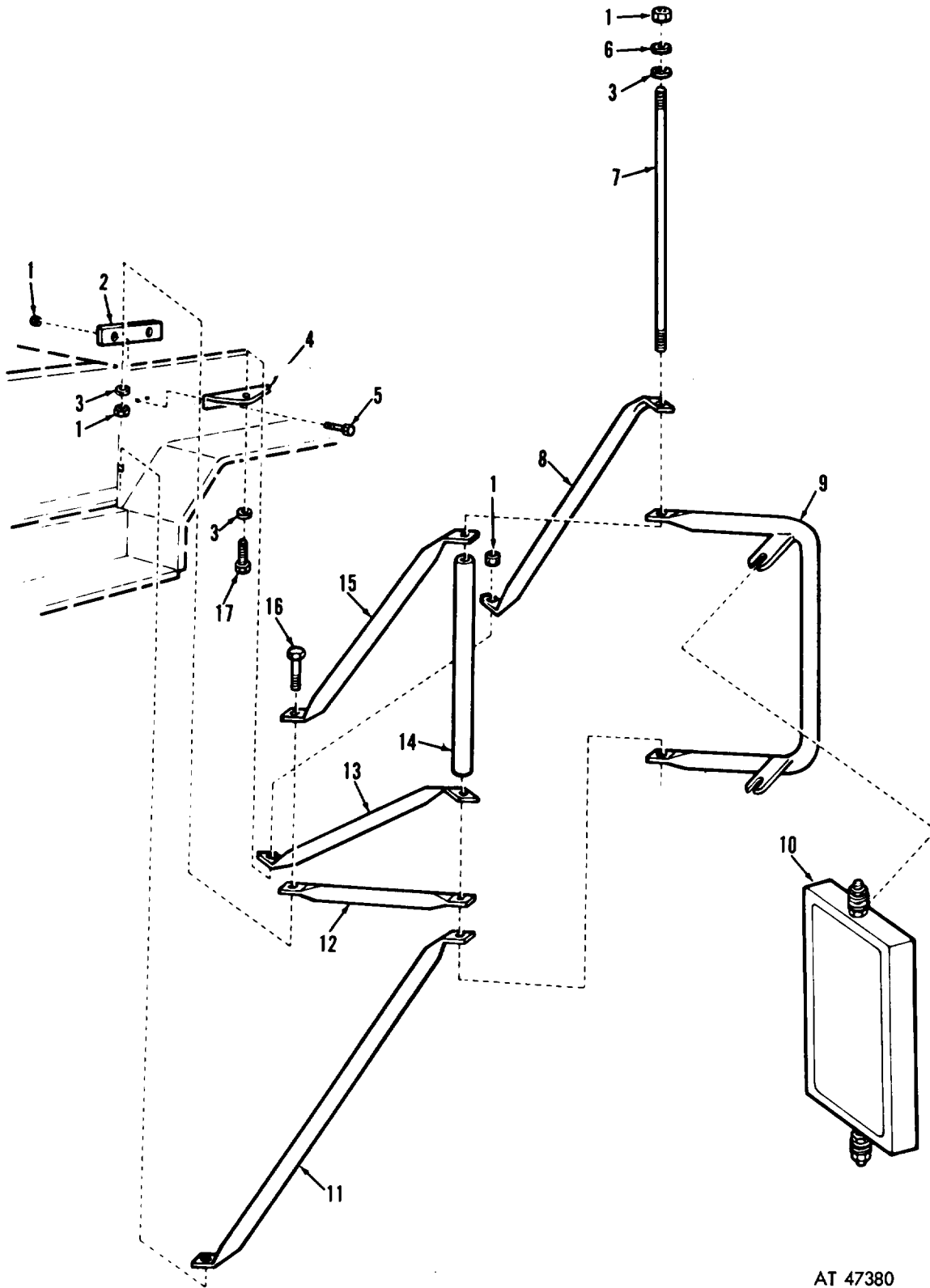
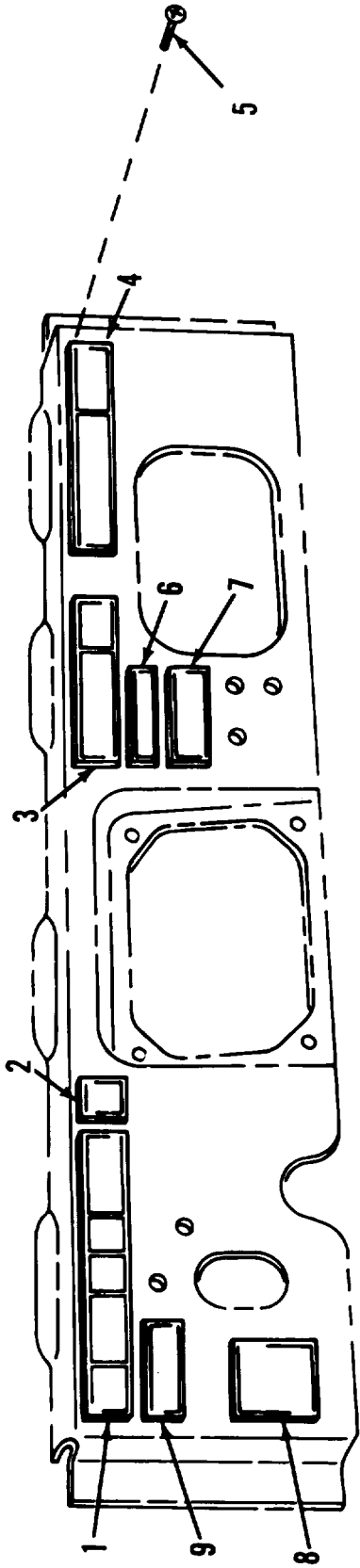


Figure 199. Windshield wiper and rear view mirror and related parts.



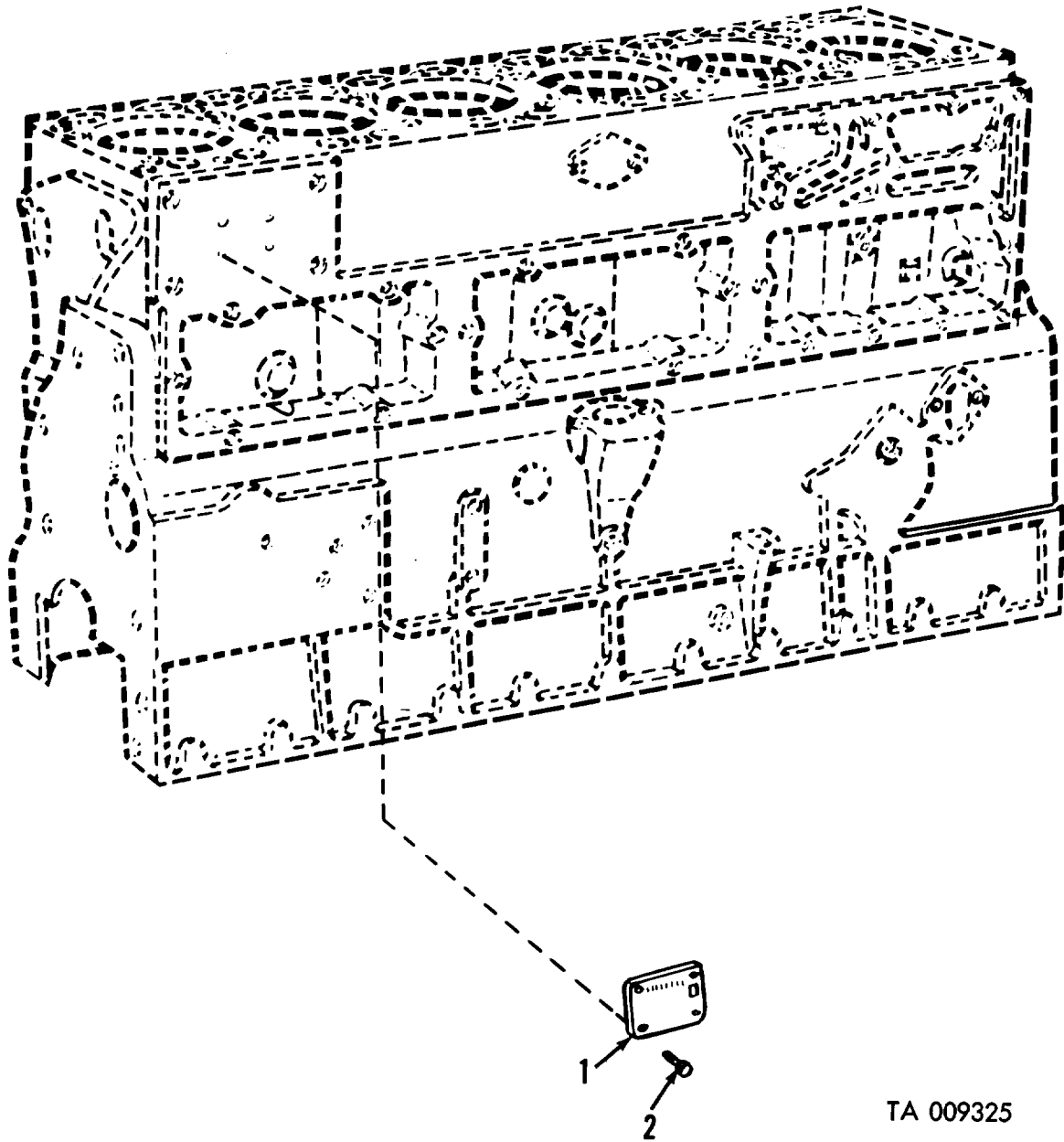
AT 47380

**Figure 200. Right and left mirror assembly and related parts.**



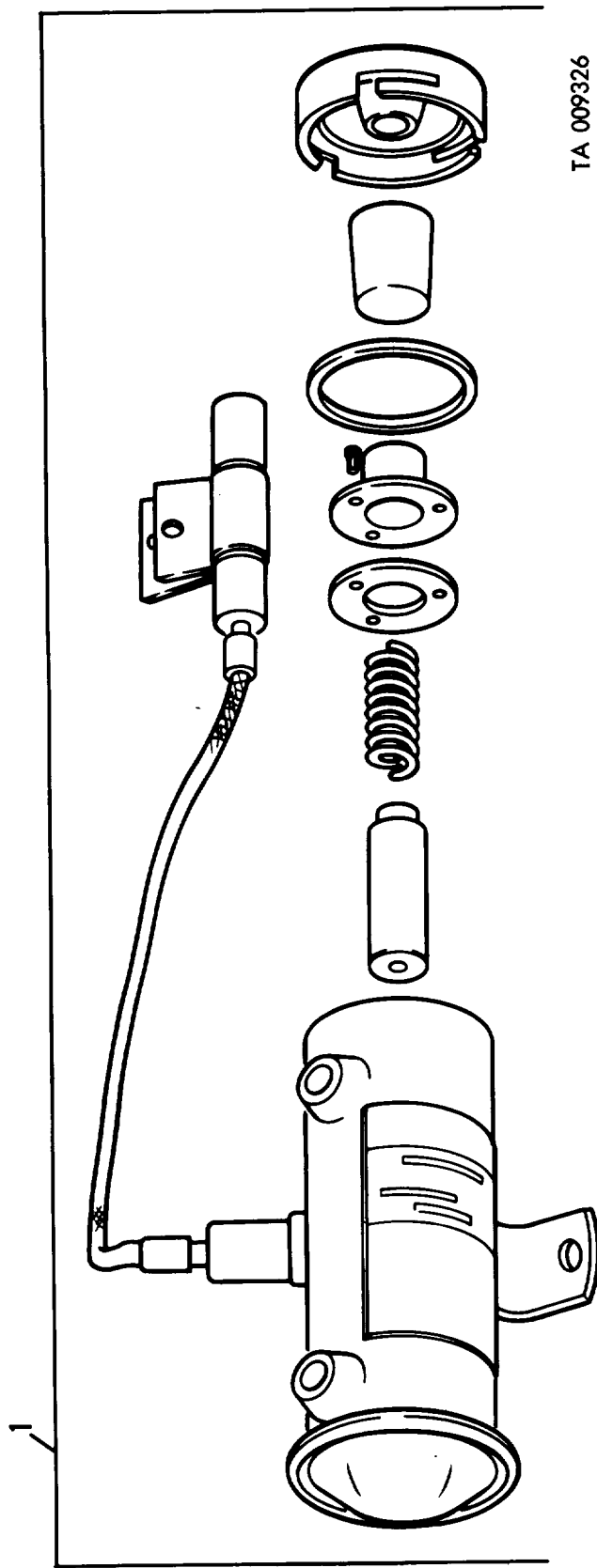
AT 47389

Figure 201. Identification and instruction plates.




TA 009325

*Figure 202. Identification plate (gasoline).*



TA 009326

Figure 203. Fuel pump assembly.



AT 47398

Figure 204. Power plant heater cover, hood, louvre, and grille canvas set.

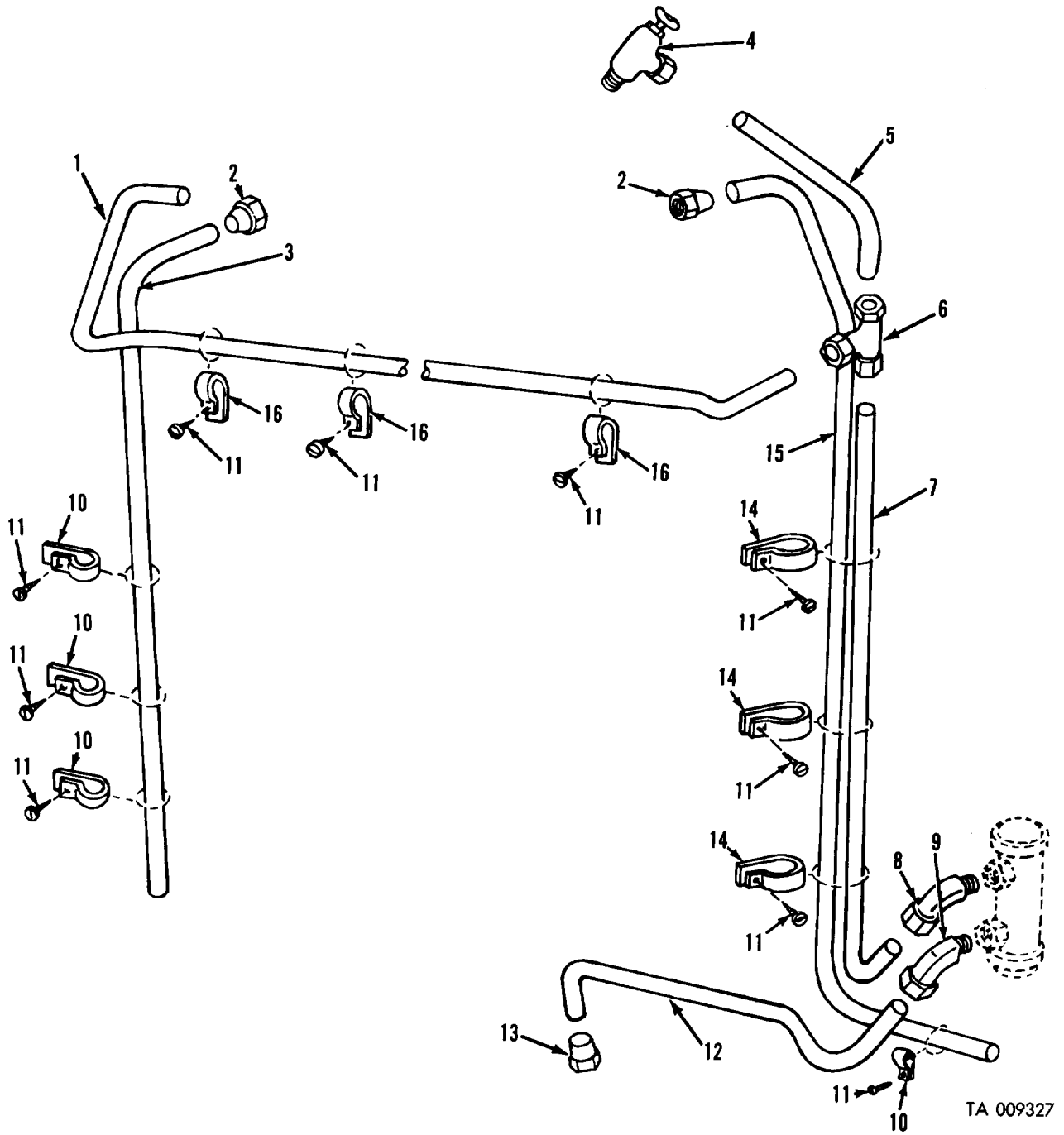


Figure 205. Heater fuel lines.

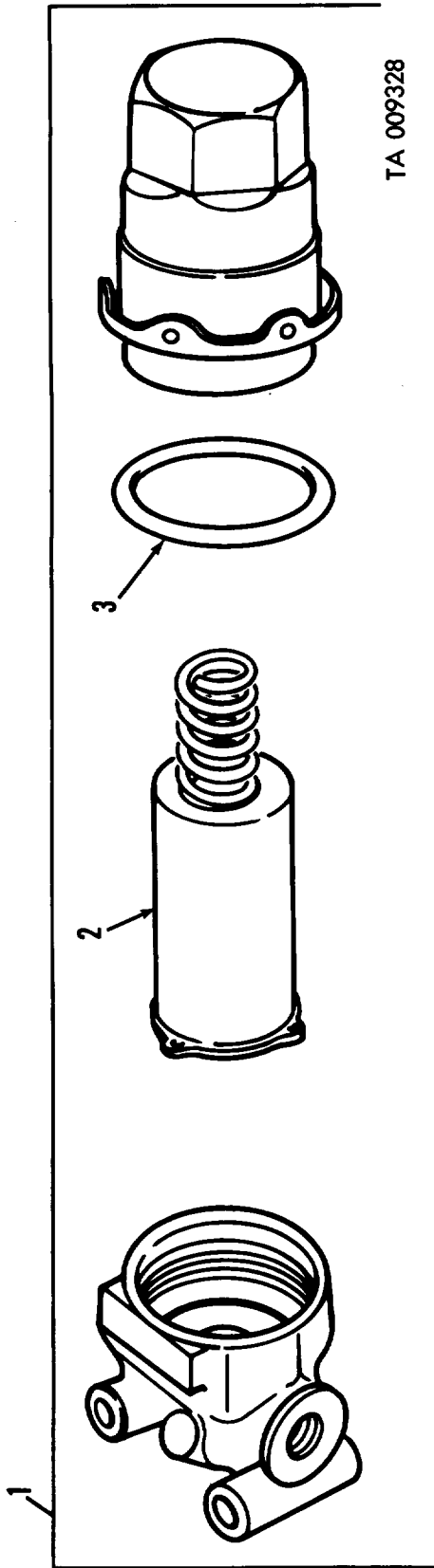
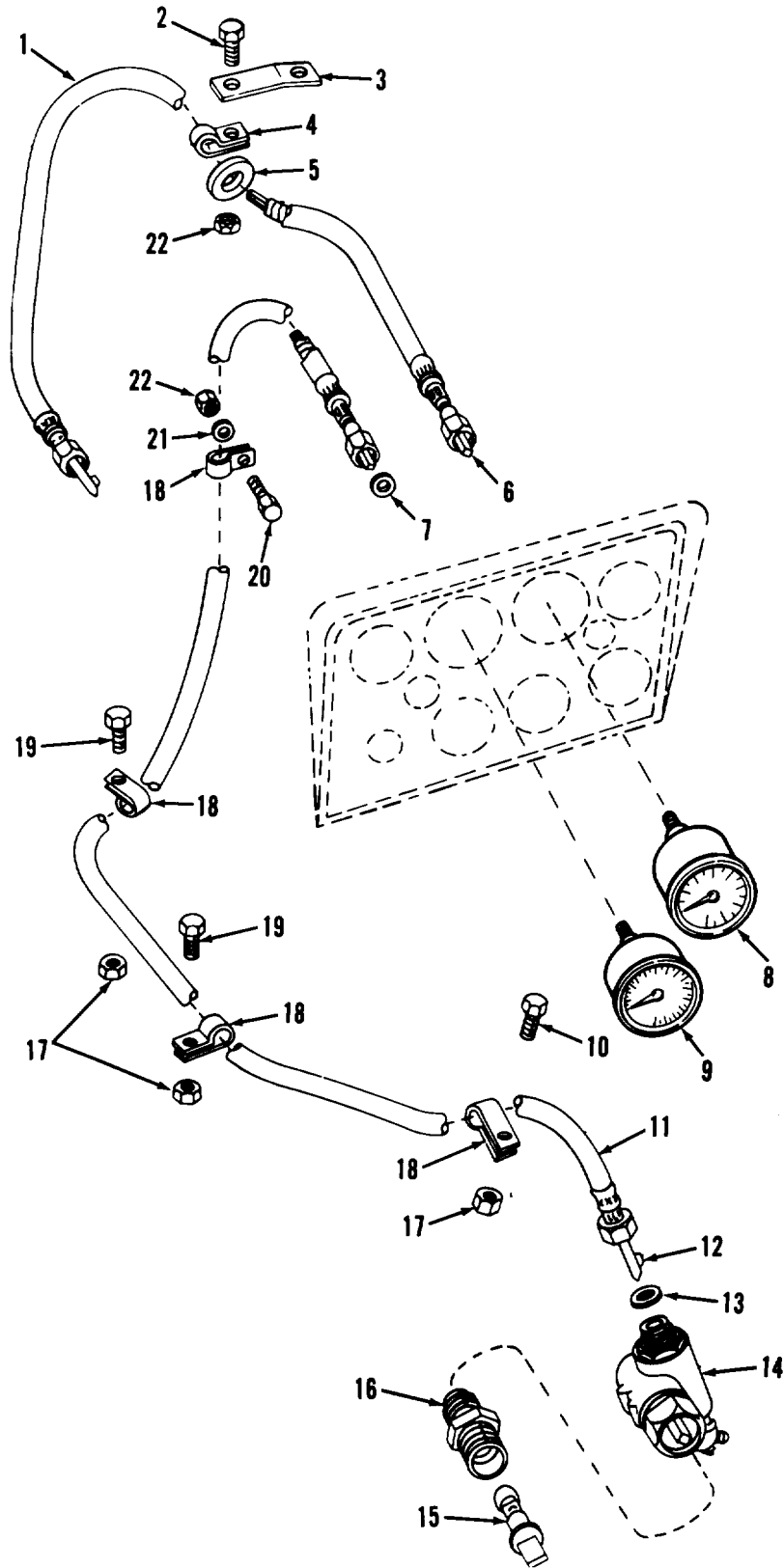


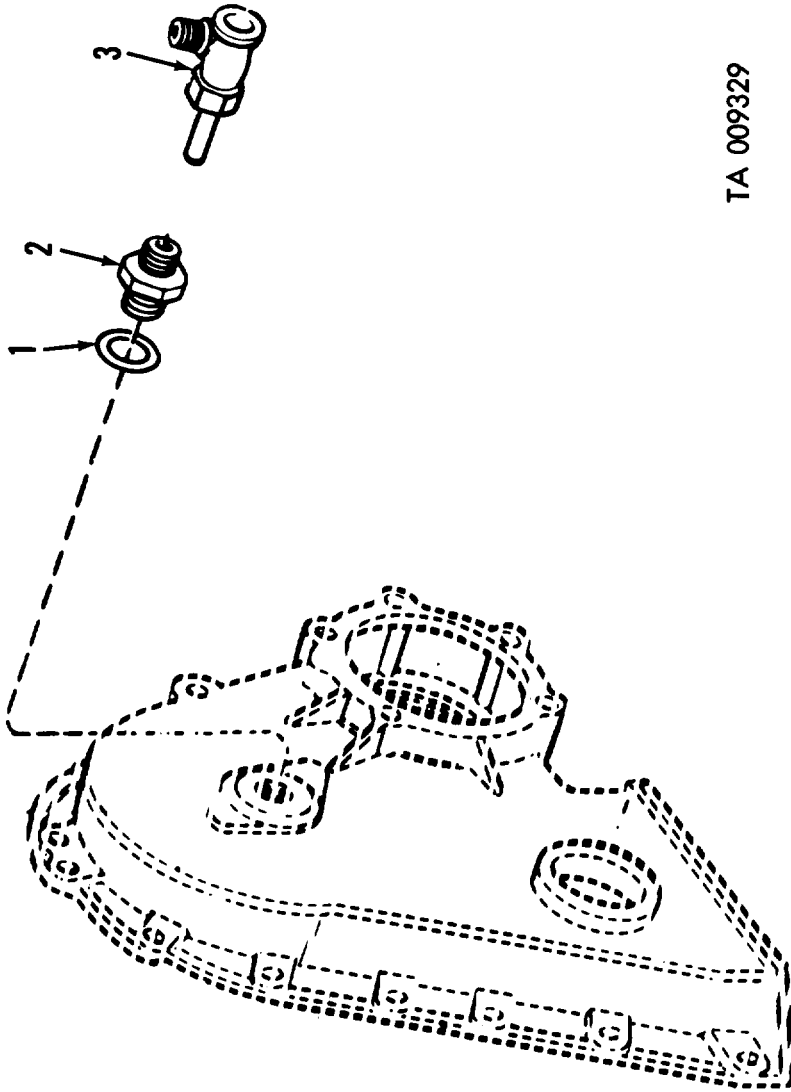
Figure 206. Fuel filter assembly.





AT 47912

Figure 207. Speedometer and tachometer shafts and related parts.



TA 009329

Figure 208. Tachometer drive and takeoff adapters—multifuel.

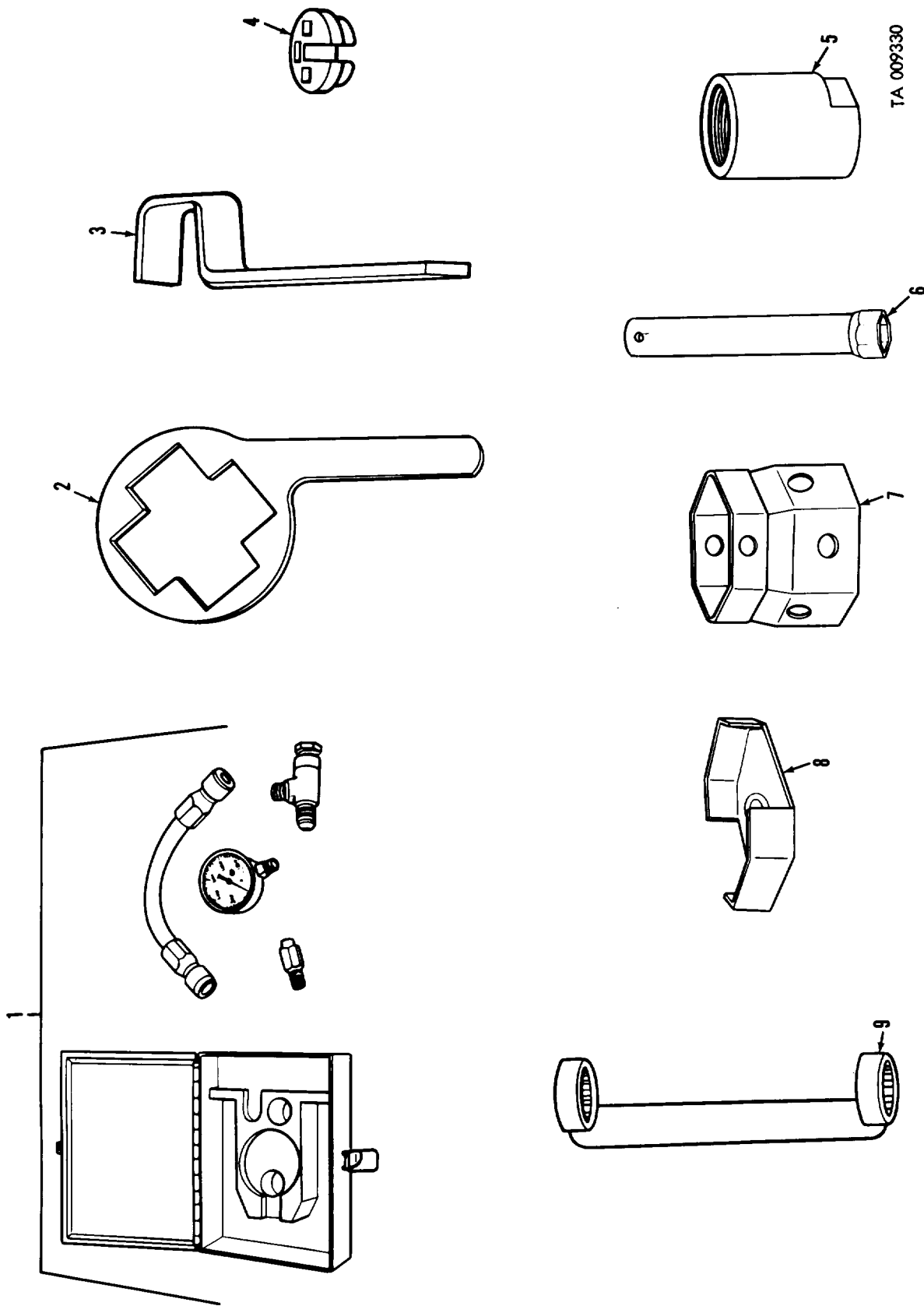


Figure 209. Special tools.



SECTION IV. FEDERAL STOCK NUMBER AND  
REFERENCE NUMBER INDEX

FEDERAL STOCK NUMBER CROSS REFERENCE  
TO FIGURE AND ITEM NUMBER

STOCK NUMBER	FIGURE NO	ITEM NO	STOCK NUMBER	FIGURE NO	ITEM NO
1560-065-7229	2210		2510-740-9535	138	17
1660-025-3493	206	1		139	12
2510-040-2074	153	2	2510-740-9536	139	11
2510-040-2306	54	3	2510-740-9537	136	4
2510-040-2322	1503			139	6
2510-089-3775	63	8	2510-740-9596	198	3
2510-104-8784	135	19	2510-740-9597	198	3
2510-133-9786	160	5	2510-740-9601	146	2
2510-133-9787	160	8	2510-740-9602	146	3
2510-133-9788	160	8	2510-740-9606	148	3
2510-133-9789	160	4	2510-740-9612	146	4
2510-134-1109	144	7	2510-740-9613	145	11
2510-177-7800	144	9	2510-741-1110	143	9
2510-177-7892	144	6	2510-741-1111	144	2
2510-179-6978	158	1	2510-741-1112	144	3
2510-231-0200	159	12	2510-741-1114	145	11
	158	23	2510-741-1115	146	2
2510-277-9786	145	3	2510-741-1116	146	3
	147	10	2510-741-2376	143	5
2510-316-1009	145	12	2510-741-3458	138	3
2510-318-0959	146	2	2510-741-8773	148	9
2510-318-0960	143	3	2510-752-6596	0607	
2510-385-7937	143	9	2510-752-9313	151	1
2510-405-1978	138	2	2510-753-9519	0607	
2510-405-1980	137	4	2510-797-5609	150	17
2510-407-5084	132	8	2510-809-7791	141	1
2510-407-5087	1501		2510-860-7273	135	3
2510-409-4010	162	1	2510-895-9053	135	1
2510-421-7239	160	1	2520-028-3434	97	2
2510-425-0577	137	10		96	14
2510-493-8901	137	8	2520-039-7131	97	2
2510-493-8912	136	1		96	14
2510-650-1015	150	11	2520-040-2248	18	10
2510-674-4487	150	11	2520-040-2303	0607	
2510-693-0604	147	2	2520-040-2318	188	2
	150	3	2520-040-2338	96	8
2510-693-0609	151	3	2520-040-2339	94	1
	147	3	2520-040-2340	95	1
2510-700-1851	144	4	2520-040-2341	97	1
2510-700-5417	151	2	2520-040-2342	97	1
2510-734-6952	145	8	2520-040-2343	96	8
	147	8	2520-040-2349	183	3
2510-737-2507	200	6	2520-097-4893	18	12
2510-737-2713	198	2	2520-134-1122	194	5
2510-737-3288	150	9	2520-318-0983	98	1
2510-737-3293	150	1	2520-354-0771	87	2
2510-737-3294	150	1	2520-358-9294	0900	
2510-737-3326	151	5	2520-362-9443	30	19
2510-737-3330	151	8	2520-407-6750	18	26
2510-740-9338	1601		2520-451-2850	93	17
2510-740-9339	144	3	2520-457-6660	94	N/I
2510-740-9344	143	8	2520-482-2445	180	14
2510-740-9345	143	9	2520-493-8807	180	1
2510-740-9391	148	16	2520-521-4479	0900	
2510-740-9514	132	5	2520-530-1357	0900	
	133	3	2520-656-0323	96	3
2510-740-9530	138	10	2520-692-5887	47	21
2510-740-9534	136	6	2520-692-6059	18	17
	138	1	2520-692-6161	94	7
	139	4	2520-692-6185	207	14

Federal Stock Number Cross Reference to Figure and Item Number-Continued.

STOCK NUMBER	FIGURE NO	ITEM NO	STOCK NUMBER	FIGURE NO	ITEM NO
2520-700-2402	95	6	2530-137-9275	1202	
	98	9	2530-142-1743	114	2
2520-706-5891	207	15	2530-152-2250	105	8
2520-706-5892	207	16	2530-177-8050	117	29
2520-715-3866	207	14	2530-179-3637	102	26
2520-734-6802	104	7	2530-179-5705	110	6
2520-734-6991	100	1	2530-179-7123	118	7
2520-734-7596	96	4	2530-204-3622	105	13
2520-734-7665	94	2	2530-211-6111	129	3
	95	2	2530-211-6129	123	8
	98	2		122	9
2520-734-8743	18	11	2530-232-6020	105	23
2520-734-8744	18	5	2530-246-7003	1208	
2520-734-8746	18	8	2530-270-3878	118	5
2520-734-8841	94	2	2530-272-8106	105	7
2520-734-8847	94	13	2530-274-4510	107	4
2520-734-8878	95	3	2530-277-2689	126	2
	98	4	2530-278-6555	106	5
2520-734-8880	95	4	2530-287-5701	121	1
	98	11	2530-287-5702	121	1
2520-734-8884	96	12	2530-294-6747	108	2
	97	7	2530-303-4923	129	3
2520-734-8890	97	12	2530-312-1583	104	6
2520-740-9094	182	3	2530-318-0957	113	1
2520-740-9290	131	1	2530-321-6375	104	24
2520-740-9550	148	5	2530-359-1162	123	11
	100	8		122	5
	123	22	2530-421-3930	109	57
2520-740-9551	100	9	2530-421-9687	106	6
2520-740-9572	0900		2530-422-7674	116	5
2520-740-9624	207	14	2530-454-5093	111	44
2520-740-9634	183	1	2530-457-1676	105	5
2520-740-9767	183	5	2530-461-3835	105	24
2520-740-9967	207	14	2530-512-2364	1204	
2520-741-1410	179	13		112	24
2520-741-1413	179	12	2530-563-5531	104	2
2520-752-0956	88	3	2530-603-5768	121	1
2520-752-0957	88	2	2530-656-4895	105	6
2520-772-6808	0607		2530-693-0679	104	12
2520-776-5214	68	3	2530-693-0680	104	25
2520-813-0982	98	1	2530-693-1029	122	5
2520-901-9681	94	1		123	11
2520-901-9682	95	1	2530-734-6982	100	10
2520-901-9683	98	1	2530-734-6993	100	7
2520-901-9684	98	1	2530-734-8877	129	1
2520-904-8105	97	1	2530-734-8897	1401	
2520-904-8106	97	1	2530-734-8898	128	1
2520-904-8107	96	8	2530-734-8899	128	1
2520-912-3668	94	3	2530-735-3671	121	3
	95	2	2530-736-8683	104	17
	98	2	2530-736-9960	124	4
2530-033-6029	104	1	2530-737-6689	108	1
2530-040-2272	111	13	2530-738-9061	121	3
2530-040-2401	102	1	2530-738-9493	121	2
2530-052-3683	103	13	2530-740-9206	114	4
2530-052-3687	103	16	2530-740-9313	107	7
2530-062-9719	120	2	2530-740-9316	107	6
2530-064-6667	117	34	2530-740-9365	103	15
2530-071-5328	1209		2530-740-9372	103	9
2530-072-4404	1411		2530-740-9382	105	4
2530-093-5597	122	10	2530-740-9388	123	16
	123	9	2530-740-9390	122	14

## Federal Stock Number Cross Reference to Figure and Item Number-Continued.

STOCK NUMBER	FIGURE NO	ITEM NO	STOCK NUMBER	FIGURE NO	ITEM NO
2530-740-9395	122	11	2530-971-5025	130	33
	123	12	2530-971-5026	130	28
2530-740-9445	118	5	2530-971-5027	130	34
2530-740-9448	110	3	2530-999-8491	103	3
	18	2	2540-047-3926	134	1
2530-740-9451	109	7	2540-050-0810	199	2
2530-740-9455	111	25	2540-054-7201	199	7
2530-740-9457	111	26	2540-103-5782	160	14
2530-740-9464	111	47	2540-115-2565	36	24
2530-740-9471	112	8	2540-168-2492	160	14
2530-740-9474	109	32	2540-177-8199	159	18
2530-740-9475	109	59	2540-200-1911	196	2
	109	26	2540-318-0114	2210	
2530-740-9476	109	40	2540-391-4322	199	8
2530-740-9477	109	54	2540-409-8891	156	5
2530-740-9478	109	21	2540-420-5007	154	4
2530-740-9479	109	37	2540-420-5008	153	11
2530-740-9480	109	37	2540-456-1011	2202	
2530-740-9481	109	12	2540-459-3185	200	15
2530-740-9482	109	56	2540-493-8895	200	9
2530-740-9483	109	53	2540-505-6722	196	2
2530-740-9484	109	55	2540-513-9806	154	7
2530-740-9485	109	42	2540-562-0422	150	7
2530-740-9486	111	53	2540-567-3282	154	8
2530-740-9488	111	34	2540-569-9605	196	2
2530-740-9495	111	17	2540-570-1469	204	1
2530-740-9496	111	18	2540-621-2565	150	6
2530-740-9553	123	23	2540-622-3948	153	9
	148	4	2540-622-7743	153	4
2530-740-9556	123	19	2540-623-5520	154	5
2530-741-1069	107	5	2540-627-5992	153	14
2530-741-1070	107	1	2540-640-2267	199	1
2530-741-1147	109	40	2540-653-6779	154	11
2530-741-1148	109	54	2540-679-1421	160	13
2530-741-1149	109	37	2540-679-1422	160	6
2530-741-1150	109	53		158	12
2530-741-3447	123	4		159	7
2530-741-3485	103	14	2540-679-1446	157	14
2530-741-3493	109	58	2540-693-0602	150	16
2530-741-3937	1211		2540-693-0603	150	16
2530-753-3853	111	21	2540-693-0676	133	7
2530-753-9300	111	14	2540-704-4253	134	7
2530-753-9372	115	1	2540-707-0724	160	12
2530-774-5285	113	2	2540-735-5719	204	2
2530-797-9339	105	21	2540-737-2723	198	1
2530-818-0508	117	15	2540-737-3276	150	19
2530-828-5027	117	5	2540-737-3277	150	19
2530-854-3747	111	10	2540-737-3306	154	1
2530-854-4457	111	12	2540-737-3307	153	1
	116	1	2540-737-3308	154	2
2530-860-0572	117	23	2540-737-3309	154	3
2530-860-0573	117	19	2540-737-3311	153	15
2530-860-0574	117	26	2540-737-3312	153	12
2530-863-3155	117	2	2540-740-9617	149	4
2530-874-3284	0607		2540-740-9679	196	3
2530-886-5872	0607		2540-740-9681	196	2
2530-898-0224	1208		2540-740-9718	2210	
2530-920-7568	106	6	2540-740-9873	1211	
2530-925-0139	105	20	2540-741-0714	150	5
2530-930-1543	102	18	2540-741-0715	150	14
2530-932-4994	111	38	2540-741-3422	36	5
2530-941-6215	1411		2540-752-0971	110	4

Federal Stock Number Cross Reference to Figure and Item Number-Continued.

STOCK NUMBER	FIGURE NO	ITEM NO	STOCK NUMBER	FIGURE NO	ITEM NO
2540-752-0871	18	1	2590-405-9771	158	16
2540-752-1596	133	7	2590-408-8942	180	4
2540-752-9238	36	6	2590-442-5918	143	3
2540-753-9112	36	33	2590-443-4847	194	40
2540-753-9114	36	25	2590-508-4592	63	10
2540-753-9130	36	26	2590-561-6104	0613	
2540-753-9695	62	9	2590-561-6105	0613	
2540-753-9697	199	5	2590-575-2654	201	3
2540-770-0242	3303		2590-592-1165	201	2
2540-770-3429	196	3	2590-594-5916	201	6
2540-788-5637	200	10	2590-594-5919	201	2
2540-832-7162	194	41	2590-606-8504	0611	
2540-860-0516	196	2	2590-607-3522	2210	
2540-860-0518	196	1	2590-607-3523	2210	
2540-860-2355	197	1	2590-607-3524	201	7
2540-860-2356	197	3	2590-608-2267	201	4
2540-860-2357	197	4	2590-612-2181	82	1
2540-860-2358	197	2	2590-630-5480	201	4
2540-912-3109	36	33	2590-633-9848	201	8
2540-933-6262	200	2	2590-639-8597	201	3
2540-933-6263	200	4	2590-641-6405	174	3
2540-933-6265	200	13	2590-659-7754	159	9
2540-933-6267	200	14	2590-678-8314	201	4
2540-933-6868	200	12	2590-678-8316	201	4
2540-933-6869	200	8	2590-678-8325	203	3
2540-933-6870	200	11	2590-678-8327	201	3
2540-953-0110	3303		2590-678-8328	201	3
2540-971-1488	135	20	2590-678-8329	201	3
2540-981-2758	1503		2590-678-8330	201	3
2590-040-2187	84	16	2590-678-8331	201	3
2590-060-7229	35	7	2590-678-8336	201	3
	2210		2590-679-1423	163	1
2590-065-9641	201	1	2590-690-0667	35	8
2590-086-7459	185	2	2590-693-3730	0608	
2590-088-4924	201	3	2590-693-4173	63	15
2590-088-4925	201	3	2590-693-4182	0608	
2590-088-4926	201	3	2590-695-5167	3303	
2590-088-4927	201	3	2590-735-1272	82	
2590-115-4341	142	3	2590-735-5938	0613	
2590-133-0988	194	20	2590-736-8523	201	1
2590-135-6537	194	26	2590-737-3216	82	6
2590-135-6566	189	1	2590-737-3246	85	2
2590-178-1036	73	12	2590-740-9026	181	4
	74	7	2590-740-9267	35	10
2590-179-5581	192	1	2590-740-9565	175	3
2590-215-4048	82	3	2590-740-9705	202	1
2590-220-5106	173	1	2590-740-9707	201	8
2590-231-0215	180	7	2590-740-9708	2210	
2590-231-7450	173	3	2590-740-9709	201	4
2590-231-7455	173	10	2590-740-9710	201	4
2590-237-3696	180	5	2590-740-9711	201	1
2590-238-5597	179	8	2590-740-9712	201	1
2590-248-4627	66	1	2590-740-9713	201	1
2590-253-7229	82	4	2590-740-9714	201	1
2590-253-7230	82	12	2590-740-9715	201	1
2590-262-8892	36	2	2590-740-9716	201	1
2590-262-9929	2210		2590-740-9717	201	6
2590-307-8856	62	1	2590-740-9721	2210	
2590-333-1590	63	2	2590-740-9868	2210	
2590-351-7833	180	15	2590-740-9869	2210	
2590-374-0826	82	5	2590-741-1122	174	1
2590-384-0570	82	2	2590-752-0597	35	8



Federal Stock Number Cross Reference to Figure and Item Number-Continued.

STOCK NUMBER	FIGURE NO	ITEM NO	STOCK NUMBER	FIGURE NO	ITEM NO
2590-752-1492	82	7	2805-350-6825	5	8
2590-752-9235	36	12	2805-428-5708	17	17
2590-753-8793	2210		2805-449-6360	5	17
2590-753-8794	2210		2805-535-3657	4	10
2590-753-9135	36	23	2805-678-1378	11	6
2590-753-9504	84	18	2805-695-7196	6	5
2590-772-8814	0608		2805-737-5213	42	13
2590-774-4284	2210		2805-737-6312	5	14
2590-786-0194	131	4	2805-737-6313	5	3
2590-790-2288	142	11	2805-737-6331	6	6
2590-790-2289	142	13	2805-737-6336	6	2
2590-790-2290	142	1	2805-737-6338	6	4
2590-790-2291	142	12	2805-737-6344	17	18
2590-790-2292	142	7	2805-737-6345	17	10
2590-790-2293	142	10	2805-737-6346	17	16
2590-808-6072	64	1	2805-737-6347	17	2
2590-826-5605	194	30	2805-737-8503	5	4
2590-831-6271	201	6	2805-740-9968	4	9
2590-831-6273	2210		2805-740-9971	4	5
2590-832-9019	194	54	2815-103-5770	11	13
2590-849-4931	201	3	2815-131-5527	6	15
2590-858-5681	201	6	2815-177-8215	8	6
2590-858-5682	201	1	2815-179-3601	11	10
2590-858-5683	2210		2815-179-5645	43	1
2590-860-9076	135	5	2815-236-2609	2	5
2590-860-9077	135	16	2815-404-3204	11	3
2590-860-9078	135	15	2815-455-9497	117	33
2590-870-9937	142	15	2815-861-3832	11	2
2590-900-1640	83	2	2815-890-6248	0106	
2590-903-4809	2210		2815-899-4482	27	4
2590-911-5628	35	9	2815-924-6118	15	6
2590-912-1861	201	3	2815-937-7447	8	8
2590-912-3106	201	3	2815-974-7442	7	3
2590-925-8003	156	8	2815-974-7561	12	5
2590-933-9587	194	6	2815-995-1811	208	3
2590-944-6210	0312		2815-999-5410	11	9
2590-951-7547	201	3	2910-073-0148	28	1
2590-951-7548	201	3	2910-073-0149	28	1
2590-951-7549	201	1	2910-133-8172	30	1
2590-953-2177	0608		2910-134-4646	28	1
2590-953-2179	0608		2910-134-7835	0309	
2590-971-5023	0312		2910-141-9758	28	2
2590-971-5024	0312		2910-177-7842	28	1
2590-972-2614	0613		2910-203-3322	206	2
2590-972-2633	173	2	2910-218-1272	20	6
2590-973-0705	201	9	2910-269-3464	28	8*1
2590-974-9670	195	4	2910-350-6850	32	7
2590-999-8590	0312		2910-360-8298	0309	
2610-051-9450	124	2	2910-410-5761		28*1
2610-051-9454	124	2	2910-410-5765		28*1
2610-051-9464	124	2	2910-410-5766		28*1
2610-204-2545	124	1	2910-455-7910		29*1
2610-262-8653	124	1	2910-455-8085	29	4
2610-540-4725	124	1	2910-459-7396	19	3
2640-050-1229	124	3	2910-532-3160	35	13
2640-060-3550	124	4	2910-562-0441	19	1
2640-200-1934	125	1	2910-569-2681	0306	
2805-033-6069		15	2910-696-0323	20	1
2805-040-2263	6	12	2910-699-8475	35	3
2805-308-8377	17	14	2910-699-8476	36	17
2805-342-3450	60	2		35	2
2805-342-6869	60	1	2910-719-1233	28	1

Federal Stock Number Cross Reference to Figure and Item Number-Continued.

STOCK NUMBER	FIGURE NO	ITEM NO	STOCK NUMBER	FIGURE NO	ITEM NO
2910-735-4014	203	1	2920-620-3961	58	1
2910-737-6147	0306		2920-640-3097	51	3
2910-740-9271	36	1	2920-640-7300	55	1
2910-740-9307	24	18	2920-706-1110	83	3
2910-740-9309	24	17	2920-724-3111	58	1
2910-740-9402	28	7	2920-737-4823	54	3
2910-740-9419	28	12	2920-737-6366	54	3
2910-740-9420	28	1	2920-752-9208	59	3
2910-752-9138	28	4	2920-753-9614	54	3
2910-753-9072	78	4	2920-796-2655	0607	
2910-753-9133	36	34	2920-800-7218	54	6
2910-753-9391	116	7	2920-848-8405	52	12
2910-854-4428	34	22	2920-860-9153	56	1
2910-860-2338	34	28	2920-860-9154	0603	
2910-884-1211	33	11	2920-903-9534	51	8
2910-885-3451	173	4		52	4
2910-890-2517	47	2		53	15
	34	4	2920-953-9784	54	6
2910-890-2522	12	18	2920-974-7453	34	26
2910-890-2550	34	12	2920-974-7455	53	9
2910-901-9686	28	1	2920-999-6216	57	1
2910-911-5636	0306			56	2
2910-911-5671	28	1	2930-021-6583	40	19
2910-930-5960	30	8	2930-064-3925	40	19
2910-937-5076	28	7.1	2930-064-3926	40	11
2910-951-7545	0312		2930-080-7637	0501	
2910-972-2612	28	1	2930-113-0768	49	3
2910-972-2613	28	1	2930-169-5759	40	5
2910-974-7445	32	7	2930-177-7846	0501	
2910-974-7581	47	20	2930-236-0562	0501	
	0306		2930-495-8342	2	4
	34	23	2930-699-8484	45	7
2910-983-8735	0312		2930-720-2677	40	1
2920-088-9372	0603		2930-737-5649	42	7
2920-119-0859	0601		2930-737-5656	41	1
2920-133-9629	0607		2930-737-5658	40	25
2920-215-3876	51	4		41	20
2920-220-5105	63	2	2930-737-5685	48	3
2920-226-6545	56	2	2930-737-5687	45	5
	57	1	2930-737-6181	42	21
2920-267-9987	56	2	2930-737-6363	42	3
	57	1	2930-741-1061	40	1
2920-279-7435	59	31		41	2
2920-287-8245	59	6	2930-752-1975	179	25
2920-287-9135	58	2	2930-832-7014	40	4
2920-288-3126	58	2		41	6
2920-293-4380	51	8	2930-848-9943	43	5
	52	4	2930-851-4653	43	7
	53	15	2930-890-2552	47	7
2920-294-3679	59	1	2930-890-2553	44	6
2920-353-9919	59	5	2930-890-2554	13	2
2920-358-6580	59	28		44	25
2920-358-6960	59	23	2930-890-2555	44	24
2920-358-6966	60	6		13	1
2920-374-4543	59	17	2930-890-2556	47	4
	59	47	2930-901-8663	46	4
2920-411-5747	33	17	2930-903-0679	46	KIT
2920-518-6810	59	10	2930-919-2875	0501	
2920-569-8919	59	24	2930-972-2597	40	5
2920-606-8506	59		2930-972-2601	40	14
2920-606-8507	0605		2930-974-7448	50	2
2920-620-3959	58	1	2930-974-7489	47	16

Federal Stock Number Cross Reference to Figure and Item Number-Continued.

STOCK NUMBER	FIGURE NO	ITEM NO	STOCK NUMBER	FIGURE NO	ITEM NO
2930-974-7525	44	22	2990-741-1059	38	7
2930-974-7543	47	18	2990-741-1060	38	7
2930-974-7572	44	8	2990-741-1093	37	9
2940-018-5296	23	16	2990-741-1095	37	5
2940-067-7625	0309		2990-741-1096	37	9
2940-134-4657	24	12	2990-741-3235	37	11
2940-135-6529	15	3		38	8
2940-141-9026	14	7	2990-752-9294	41	21
	16	5	2990-770-1641	34	11
2940-194-2497	15	1	2990-856-2905	25	2
2940-505-6714	14	1	2990-856-2906	25	12
2940-580-6283	16	16	2990-860-2355	27	5
2940-626-2431	14	8	2990-890-2563	16	24
2940-678-3277	0106		2990-907-0651	33	1
2940-708-9606	14	4	2990-907-0652	33	21
2940-740-8773	3303		2990-907-0653	33	8
2940-740-9144	24	6	2990-908-6317	33	25
2940-740-9300	24	15	2990-908-6323	36	16
2940-740-9303	24	3	2990-925-3966	39	5
2940-740-9304	24	1	2990-925-3967	39	4
2940-740-9305	24	2	2990-925-3968	39	1
2940-740-9306	24	5	2990-925-3975	39	19
2940-863-7737	15	8	2990-925-3977	25	13
2940-884-4801	0106		2990-925-3981	25	8
2940-890-2558	16	23	2990-927-9384	33	25
2940-890-2560	26	22	2990-944-6981	39	6
2940-890-2561	12	7	2990-972-2594	38	4
	34	3	2990-972-2600	23	17
2940-890-2562	12	13	2990-972-2605	38	12
2940-909-2453	23	2	2990-972-2610	38	2
2940-911-5631	23	24	2990-972-2611	38	4
2940-972-2602	23	20	2990-974-7443	0311	
2940-972-2603	23	23	2990-974-7477	26	30
2940-974-9669	23	31	2990-974-7583	26	6
2990-040-2333	37	2	2990-974-7605	34	5
2990-056-4798	38	16	3030-322-9626	48	4
2990-089-7942	26	16	3030-821-8270	114	7
2990-121-0686	39	18	3030-849-1033	117	22
2990-121-6184	39	20	3030-863-7738	49	4
2990-131-6151	0312		3030-974-7628	50	1
2990-225-8326	38	3	3040-419-9432	179	1
2990-291-7475	37	19	3040-419-9433	179	10
	38	11	3110-100-0649	123	5
2990-294-2257	37	20		122	4
2990-374-8308	3303			148	11
2990-385-7997	37	14	3110-142-4390	123	13
2990-418-1060	26	6		122	12
2990-591-7696	37	9		148	10
2990-649-9484	37	2	3110-198-1468	148	6
2990-658-9563	37	8		122	17
2990-699-8991	14	6		123	21
2990-734-8826	38	14	3110-294-1834	18	18
	37	10	3110-887-5524	30	17
	38	9	3120-740-9443	110	7
2990-734-8828	37	3	3130-227-4054	187	4
2990-734-8829	37	20	3805-355-2100	97	11
2990-734-8833	37	18	4010-129-3221	134	12
2990-734-8834	37	14	4010-186-9414	145	14
2990-734-8838	37	9	4010-262-1551		
2990-734-8839	37	9	4020-551-8804	198	5
2990-737-6349	17	13	4030-270-5436	145	13
2990-741-1057	37	12	4030-740-9522	133	5

Federal Stock Number Cross Reference to Figure and Item Number-Continued.

STOCK NUMBER	FIGURE NO	ITEM NO	STOCK NUMBER	FIGURE NO	ITEM NO
4030-740-9522	132	2	4720-972-2608	23	14
4030-948-7315	134	13	4720-973-3994	23	18
4310-439-6075	117	1	4720-974-7479	34	1
4310-986-0013	117	16	4720-974-7480	34	9
4710-087-9187	194	13	4720-974-7481	34	34
4710-089-6193	194	1	4720-974-7483	34	2
4710-103-5809	33	5	4720-974-7484	44	27
4710-162-1019	132	10	4720-974-7485	47	1
4710-277-4515	10	4	4720-974-7488	47	15
4710-277-4534	120	1	4730-011-2578	111	15
	120	4	4730-011-6452	205	2
	120	8	4730-011-8537	111	24
4710-277-5525	199	12		111	40
	205	1	4730-012-7823	194	29
	205	3	4730-012-7951	29	2
	205	5	4730-014-2435	0501	
	205	7	4730-018-9566	114	12
	205	15		108	4
4710-726-5459	22	13		97	15
4710-890-2567	16	7	4730-042-8988	1	13
4710-899-7893	23	10	4730-044-4655	194	10
4710-900-8592	109	17		3	3
4720-051-0663	0501		4730-044-4688	114	1
4720-075-3328	25	11		117	30
4720-135-4424	22	1	4730-045-9767	114	3
	22	2	4730-045-9769	114	17
	22	3	4730-045-9771	181	1
	0311		4730-045-9835	91	2
4720-143-8901	130	7	4730-049-8126	187	1
4720-177-5787	194	49	4730-050-4203	0900	
4720-203-2668	199	11		19	2
4720-203-9515	109	3		36	10
4720-223-8735	41	11	4730-050-4208	0900	
	48	7		96	23
4720-235-4117	0503			100	11
4720-235-4127	48	8		104	26
4720-238-8304	1211			110	8
4720-248-1231	10	2		127	2
4720-289-2308	230	2		128	7
4720-318-0974	93	14		129	2
4720-319-6002	111	16		134	8
4720-482-8956	205	12		143	6
4720-522-1216	194	19		169	3
4720-522-1449	194	14		176	2
4720-522-1467	194	25		179	16
4720-533-3396	194	45		180	13
4720-737-6182	41	15		184	1
4720-740-9286	130	8		185	1
4720-740-9331	109	45		186	1
4720-741-3492	109	18		191	1
4720-808-6291	130	14		193	1
4720-826-5604	194	48		195	1
4720-826-5606	194	24	4730-050-4230	0900	
4720-826-5607	194	23	4730-053-8826	119	6
4720-826-5610	194	15	4730-054-2571	117	11
4720-832-7000	93	8	4730-054-2572	117	10
4720-832-7011	93	16	4730-057-5555	44	17
4720-890-5017	26	13		108	3
4720-924-6110	11	12		173	5
	25	15	4730-069-1186	111	19
4720-964-3417	130	26		118	1
4720-972-2606	23	6		111	22

Federal Stock Number Cross Reference to Figure and Item Number-Continued.

STOCK NUMBER	FIGURE NO	ITEM NO	STOCK NUMBER	FIGURE NO	ITEM NO
4730-069-1186	111	49	4730-249-2029	79	3
	120	3	4730-249-3885	118	12
4730-069-1187	93	1	4730-253-4412	5	11
	120	11	4730-253-4413	194	47
	111	1	4730-253-4415	1411	
4730-078-4097	117	12	4730-261-4218	130	31
4730-078-9773	33	7	4730-270-4616	112	23
4730-087-0313	194	16		120	5
4730-088-8665	175	2	4730-270-4620	6	13
	178	3	4730-277-5545	168	14
	6	10	4730-277-5553	111	51
4730-088-8666	22	7		22	8
4730-088-9716	42	8		93	13
4730-090-0832	23	7		130	32
4730-101-2616	1	6	4730-277-5684	93	7
4730-113-0573	6	11	4730-277-6851	25	16
4730-113-5472	6	18	4730-277-7132	26	15
4730-113-5473	6	17	4730-277-8274	29	11
4730-138-8124	167	1	4730-277-8418	11	11
4730-142-3075	111	20		25	14
4730-142-3076	1211		4730-277-8750	23	8
4730-143-9282	112	16	4730-277-9615	10	7
4730-168-2028	194	33	4730-277-9730	25	6
4730-168-2029	194	37	4730-278-0190	10	3
4730-172-0010	164	1		5	13
	167	2	4730-278-2048	48	5
	171	3	4730-278-2064	41	10
4730-172-0028	45	6	4730-278-2068	44	23
	60	8	4730-278-3203	1411	
	104	30	4730-278-3213	111	55
	141	5		112	7
4730-172-0034	141	6	4730-278-3357	87	4
	176	3	4730-278-3380	28	9
	177	1	4730-278-3658	1411	
	182	1	4730-278-3676	130	1
4730-186-3027	130	17	4730-278-3682	130	35
4730-188-1854	79	1	4730-278-3832	93	10
	168	8	4730-278-4216	88	7
4730-188-1896	168	15	4730-278-4319	131	2
4730-188-4854	10	5	4730-278-4496	205	8
4730-193-0883	194	12	4730-278-5496	25	7
4730-196-1504	118	6	4730-278-5592	1211	
4730-196-1991	118	11	4730-278-8825	93	4
	119	1	4730-287-3281	130	29
4730-196-2055	194	53	4730-287-4822	1411	
4730-196-2058	168	16	4730-288-8497	88	6
4730-200-0257	0312		4730-288-8555	190	1
4730-200-0516	183	7	4730-288-8572	79	4
4730-202-6491	79	1	4730-288-9953	205	13
4730-202-9744	117	8	4730-289-1242	33	15
4730-203-2866	22	9	4730-289-1243	33	14
4730-221-2137	10	8	4730-289-1254	0311	
	43	4	4730-289-5176	42	9
	183	10		44	11
	30	2		178	1
4730-221-2139	17	1	4730-289-5420	21	1
	15	10	4730-293-7108	93	3
4730-221-2140	169	6	4730-301-7470	80	2
4730-221-2141	183	6	4730-334-7803	119	4
4730-222-1729	168	7	4730-335-2372	1411	
4730-231-3014	130	27	4730-359-4708	194	7
4730-231-3019	194	8	4730-404-3205	112	21

Federal Stock Number Cross Reference to Figure and Item Number-Continued.

STOCK NUMBER	FIGURE NO	ITEM NO	STOCK NUMBER	FIGURE NO	ITEM NO
4730-415-3172	33	9	4730-890-2372	47	17
4730-419-9424	111	2	4730-890-2373	47	13
	118	2	4730-890-2374	26	38
4730-421-9087	0900		4730-890-2375	26	26
	6	9	4730-890-2376	12	17
	26	12	4730-890-2377	31	13
	60	5	4730-890-2378	32	1
	107	10	4730-890-2380	47	3
	188	3		13	4
4730-430-3221	187	2	4730-890-2386	7	6
4730-439-6028	194	22		26	14
4730-456-9831	194	9	4730-890-2388	26	11
4730-460-3907	112	11	4730-890-2389	26	27
4730-494-6580	111	35	4730-890-2390	26	18
	1208		4730-896-0837	112	1
4730-506-1609	174	2	4730-900-3296	23	4
	176	1	4730-900-5573	22	4
	177	2	4730-908-3194	10	1
4730-511-1671	1208		4730-908-3195	199	9
	1211		4730-908-6293	24	14
4730-516-7419	106	1	4730-909-8627	42	12
4730-518-9043	117	9		40	12
4730-528-2743	106	3		42	19
4730-540-2576	93	9		48	6
4730-540-6436	168	17	4730-912-9114	23	13
4730-541-3369	10	6	4730-919-8775	16	21
4730-541-7747	43	8	4730-919-8788	12	11
4730-542-3268	40	12	4730-924-5504	130	6
4730-542-5599	80	3	4730-924-5508	1411	
	3	2	4730-925-8167	130	16
4730-546-5902	1208		4730-925-8176	25	3
4730-568-2258	1411		4730-930-6354	112	22
4730-595-0083	119	2	4730-933-2928	23	19
4730-639-9921	43	2	4730-939-7132	1411	
4730-640-1051	205	9	4730-943-8051	111	32
4730-691-1595	112	29	4730-943-8928	205	6
4730-695-1123	1411		4730-944-7048	25	9
4730-701-7678	112	25	4730-950-6134	23	11
	111	11	4730-954-1281	91	1
4730-708-1996	111	4		92	1
4730-710-9486	33	10		99	2
4730-718-2621	194	36		14	10
4730-720-1398	40	12		17	3
	23	15		29	7
4730-737-2701	199	15	4730-968-6129	6	16
4730-737-3252	109	41		99	4
4730-737-5248	87	5		173	6
4730-740-9276	1411			101	5
4730-740-9332	109	28	4730-974-7451	9	8
4730-769-7737	47	11	4730-974-7587	32	9
4730-782-5461	111	33	4730-974-7588	34	27
4730-803-8368	25	10	4730-974-7589	44	26
4730-804-1931	130	24	4730-977-5584	44	21
4730-806-6233	130	25	4730-987-9073	1208	
4730-832-7012	93	15	4820-174-0340	3	1
4730-832-7157	183	11	4820-177-0015	30	4
4730-882-8621	21	3	4820-287-4268	113	3
4730-889-6886	21	2	4820-350-6495	118	10
4730-890-2369	16	14	4820-377-8780	111	50
4730-890-2370	47	19	4820-384-0253	30	22
	16	10	4820-445-4453	168	3
4730-890-2371	47	12	4820-461-4216	194	28

Federal Stock Number Cross Reference to Figure and Item Number-Continued.

STOCK NUMBER	FIGURE NO	ITEM NO	STOCK NUMBER	FIGURE NO	ITEM NO
4820-461-4216	173	7	5305-071-1774	42	17
4820-542-2370	1	1	5305-071-1776	12	20
4820-726-4719	90	1	5305-071-1780	17	20
	190	2	5305-071-2075	42	16
	101	2	5305-071-2239	168	5
4820-741-1064	0306		5305-088-9044	78	1
4820-769-7694	2	7	5305-145-0605	151	4
4820-849-1220	40	27	5305-151-9889	172	2
	41	12	5305-151-9890	169	2
4820-948-5433	0306		5305-206-0932	104	5
4910-627-7043	209	1	5305-225-3839	157	15
5120-070-7809	209	2	5305-225-3840	158	26
5120-133-9863	209	3		159	14
5120-134-7459	209	4	5305-225-8494	42	10
5120-303-1195	209	5		148	18
5120-316-9215	209	6	5305-225-8498	153	8
5120-378-3139	209	7	5305-225-8499	88	5
5120-390-7779	209	8	5305-225-9081	48	1
5120-473-6511	209	9	5305-226-7768	136	8
5120-473-6512	209	9	5305-246-6566	127	1
5230-231-0216	158	15		143	7
5240-594-8032	196	4	5305-253-5612	2210	
5305-014-9921	82	14	5305-253-5618	2210	
5305-018-9291	115	2	5305-253-5626	134	10
5305-021-1343	13	8	5305-267-8973	109	4
5305-021-2320	16	1		69	9
5305-042-0991	158	8	5305-267-8974	36	35
5305-042-5604	84	15		83	4
5305-042-6417	47	14		109	23
5305-044-4153	2	1		111	23
5305-051-0827	57	2		182	2
5305-052-8233	157	9	5305-267-8975	200	5
	158	14	5305-267-8977	112	15
5305-053-8965	195	2		118	3
5305-057-9613	165	2		31	12
5305-059-4568	69	11	5305-267-8979	86	5
5305-068-0500	207	2		109	33
5305-068-0501	11	14		34	17
5305-068-0502	73	11	5305-267-8980	109	38
	207	20		130	21
	74	11	5305-267-8984	130	13
5305-068-0505	103	7	5305-268-2805	139	9
	1411		5305-268-2808	1411	
	111	29	5305-269-2801	102	16
	34	18		207	19
5305-068-0506	12	22		109	43
	23	22	5305-269-2802	24	11
	23	36		131	5
	35	16		156	2
	86	2	5305-269-2803	1411	
	93	11		36	15
	111	42		40	18
	138	8		109	20
	200	17		136	3
5305-068-0507	109	25		139	2
	111	8		179	14
	111	41		180	2
	112	6		207	10
5305-069-5577	13	16	5305-269-2805	138	20
5305-069-5583	144	5		29	12
5305-071-1764	1	4		103	2
5305-071-1773	31	11		132	4

Federal Stock Number Cross Reference to Figure and Item Number-Continued.

STOCK NUMBER	FIGURE NO	ITEM NO	STOCK NUMBER	FIGURE NO	ITEM NO
5305-269-2805	136	7	5305-489-8350	8	7
	137	5	5305-529-1728	29	9
	138	6	5305-531-0339	150	15
5305-269-2806	103	5	5305-531-0452	199	4
5305-269-2807	107	8	5305-600-8993	24	16
	37	1	5305-614-3423	68	6
	38	13	5305-696-5294	150	4
5305-269-2808	18	6	5305-696-5300	150	18
	37	13	5305-710-4194	41	11
	38	1		53	11
	38	6	5305-710-4195	51	12
	110	5	5305-716-8175	39	16
	131	8	5305-716-8181	187	7
5305-269-2809	173	9	5305-716-8182	143	10
	18	9	5305-716-8183	179	20
	26	31	5305-716-8192	173	15
	18	23	5305-717-3999	146	5
5305-269-2811	36	31	5305-719-5349	55	2
	1411		5305-720-7763	59	7
5305-269-2813	28	10	5305-724-5911	55	6
5305-269-2815	102	21	5305-724-7206	175	1
5305-269-2818	109	9	5305-725-4111	129	6
	42	27	5305-725-4183	137	9
	22	11		133	8
5305-269-3209	23	25		138	16
	27	7		136	12
	26	10		139	14
5305-269-3210	105	1	5305-725-4187	138	15
	25	5		139	13
	117	28	5305-727-5677	40	21
	47	10		192	3
	51	7		41	17
	52	1	5305-734-6958	146	9
5305-269-3211	53	4	5305-735-0582	67	12
	44	16	5305-741-2316	0900	
	162	2	5305-752-4109	141	2
5305-269-3214	5	1	5305-761-4227	132	6
	13	15		143	1
	26	33		137	1
	27	3	5305-782-9494	17	22
	7	2	5305-782-9495	188	4
	117	20	5305-801-8157	59	36
5305-269-3215	114	11	5305-836-9566	199	10
5305-269-3217	44	1	5305-854-6689	205	11
5305-269-3219	44	15	5305-855-0961	201	5
5305-269-3220	44	19		150	2
5305-269-3222	42	1		201	5
5305-272-3747	147	6	5305-883-0625	160	3
5305-281-3272	4	4	5305-883-0627	158	17
5305-281-5727	158	6		160	10
	158	25	5305-889-3002	59	35
	159	11		63	17
5305-281-6390	59	18	5305-935-7582	31	2
5305-285-5266	59	42		32	2
5305-285-5282	59	11	5305-935-7584	44	20
5305-285-5284	59	38	5305-958-4359	62	10
5305-285-5285	59	25	5305-958-5246	27	6
5305-335-4665	84	24	5305-958-5453	166	1
5305-393-0220	133	4	5305-958-9990	154	12
5305-429-1552	158	30	5305-978-9396	20	3
5305-433-3711	159	17	5305-984-5680	24	7
	159	5	5305-984-6192	69	10



Federal Stock Number Cross Reference to Figure and Item Number-Continued.

STOCK NUMBER	FIGURE NO	ITEM NO	STOCK NUMBER	FIGURE NO	ITEM NO
5305-984-6193	28	5		98	5
5305-984-6211	155	2	5306-737-6151	96	9
5305-984-6212	109	47		97	9
5305-984-6214	67	7	5306-737-6152	104	29
5305-984-7341	36	28	5306-739-7754	84	25
5305-984-7363	150	12	5306-740-9333	144	1
5305-988-1723	65	1	5306-740-9347	145	1
5305-988-1727	23	1	5306-740-9370	104	22
	2202		5306-740-9376	105	3
5305-989-7434	67	14	5306-740-9389	122	16
	67	16		123	20
5305-993-1848	33	4	5306-740-9533	138	22
5305-993-1849	35	14		136	13
5305-995-3442	54	1		139	8
5305-999-8691	39	15	5306-740-9555	122	15
5306-021-3548	84	3		123	15
5306-042-5590	54	5	5306-740-9608	148	7
5306-042-5591	157	10	5306-741-1113	145	1
5306-050-1924	84	2	5306-741-1183	122	15
5306-143-3299	53	14	5306-741-3464	146	9
	52	17	5306-752-1631	100	4
5306-145-1069	87	3	5306-840-2424	143	13
5306-151-5754	122	15	5306-850-3993	43	12
5306-189-1775	200	7	5306-930-5243	123	18
5306-207-4932	113	4	5306-944-6989	39	3
5306-225-8496	34	20	5306-947-2327	39	2
5306-225-8497	9	5	5307-023-3356	26	3
	117	17	5307-023-3386	12	4
5306-225-8503	49	1	5307-023-4664	1	5
	117	14	5307-023-4666	17	4
5306-225-8506	33	6	5307-023-4685	17	6
5306-225-9087	73	1	5307-023-4726	1	2
	75	9	5307-038-1942	42	25
	9	2		6	14
5306-225-9088	84	22	5307-038-1947	5	5
	116	2	5307-206-5441	4	7
	109	51	5307-206-5451	4	6
5306-225-9089	153	13	5307-206-5461	4	8
5306-225-9091	26	41	5307-275-8548	1	7
5306-225-9093	109	27	5307-335-4089	114	13
	39	11	5307-350-7099	1	8
5306-225-9096	173	11	5307-737-6213	1	11
5306-270-7387	0900		5307-737-6343	37	14
5306-272-3747	145	7		17	21
5306-272-5144	42	22	5307-741-3423	1	12
5306-272-6558	24	4	5307-752-5694	63	4
5306-281-4705	4	3	5307-753-9535	59	40
5306-409-4066	200	16	5307-851-8971	117	31
5306-425-0003	0900		5307-903-7673	11	1
5306-446-8762	147	11	5307-912-5635	117	31
5306-448-4218	137	3	5310-012-0399	24	8
5306-550-1503	145	1	5310-012-0638	5	9
	147	1	5310-012-1983	100	13
5306-569-9018	122	15	5310-013-1143	143	12
5306-575-5420	143	13	5310-013-1144	145	10
5306-584-7247	4	2	5310-019-2062	1411	
5306-692-7171	37	6	5310-021-9760	118	15
5306-693-0635	134	11	5310-023-3524	9	3
5306-737-6150	94	9	5310-023-4161	12	2
	95	8	5310-023-4225	12	16
	96	10		16	15
	97	5	5310-012-4374	47	6

Federal Stock Number Cross Reference to Figure and Item Number-Continued.

STOCK NUMBER	FIGURE NO	ITEM NO	STOCK NUMBER	FIGURE NO	ITEM NO
5310-033-6007	0900		5310-167-1288	52	15
5310-045-3296	54	2	5310-176-6615	138	14
	67	15	5310-177-8092	30	9
	67	17	5310-184-8973	52	16
	109	48	5310-193-7574	52	13
	155	3	5310-193-9715	115	3
	158	29	5310-205-9982	42	11
	159	16	5310-207-9053	143	2
5310-045-3299	59	8	5310-208-5775	130	23
	59	29	5310-209-0786	65	2
	63	18	5310-209-0965	0900	
5310-045-5001	56	4		34	32
5310-050-2233	131	9		51	10
5310-053-7804	122	5		114	15
5310-059-4261	105	11		122	8
5310-061-7325	120	7		123	7
	138	5	5310-209-1761	106	2
	200	1	5310-209-1962	26	2
5310-062-4954	41	18		44	14
	136	9	5310-225-6408	133	2
	137	2	5310-234-7815	183	12
	138	13	5310-241-6726	183	14
	139	10	5310-264-4085	84	21
	143	4	5310-267-8976	112	4
	179	21	5310-275-0869	45	2
5310-067-9507	39	14	5310-275-6635	106	4
	133	6		1211	
	187	5		109	31
5310-070-1902	134	6	5310-275-8264	143	11
5310-080-6004	36	22	5310-275-9453	114	8
	40	3	5310-275-9460	105	17
	41	5	5310-282-7822	130	5
	42	28	5310-285-1616	63	1
	43	11	5310-285-7037	8	5
	51	6	5310-297-3314	104	13
	53	2	5310-297-6078	16	2
	117	27		14	3
	131	6	5310-333-7519	104	23
	179	27	5310-353-2297	148	12
	24	9	5310-353-2427	122	1
	44	2		148	14
5310-081-4219	102	12		123	1
	154	9	5310-361-7052	107	2
5310-088-0552	51	9	5310-366-0893	45	4
5310-088-0553	24	19	5310-374-0824	126	1
	84	19	5310-374-0836	122	3
	109	30	5310-407-9566	26	25
	153	10		48	2
	154	6		88	4
5310-088-1251	23	5		148	17
	39	13	5310-480-7606	137	12
	73	14	5310-482-1025	125	3
	74	1	5310-492-9631	104	9
5310-143-6481	8	4		96	5
5310-143-6488	52	2	5310-521-4534	132	7
5310-151-8776	172	3	5310-543-4385	109	10
5310-167-0721	46	5	5310-550-1130	117	6
	46	5	5310-550-3714	109	15
	52	7	5310-576-2544	13	17
5310-167-0821	30	14	5310-576-5752	151	7
5310-167-0823	187	6	5310-576-5752	23	37
5310-167-0836	63	3		31	8

Federal Stock Number Cross Reference to Figure and Item Number-Continued.

STOCK NUMBER	FIGURE NO	ITEM NO	STOCK NUMBER	FIGURE NO	ITEM NO
5310-582-5965	34	15	5310-732-0558	23	38
	157	1		6	8
	158	27		20	4
	159	13		22	6
	161	2		23	30
	182	4		42	23
	27	1		52	9
	111	5		84	5
5310-582-6714	118	14		103	4
	150	13	5310-732-0559	36	30
5310-582-8716	2			37	7
5310-584-5272	31	10		38	10
	45	9		104	11
	51	2		104	28
	53	7		105	19
	100	5		137	11
	123	17	5310-732-0560	18	14
	173	16		143	1
	188	5		144	1
	195	3		147	14
	5310-584-7888	105	16		179
5310-594-8038	122	5		180	10
5310-595-7237	66	2	5310-734-6957	145	5
		18		147	9
5310-595-9659	138	4	5310-734-8837	37	16
	139	7	5310-734-8882	95	5
	136	5		98	10
5310-616-6354	100	12	5310-734-8891	97	13
5310-625-5756	102	25	5310-735-1273	82	11
5310-627-6128	36	19	5310-737-3253	109	14
		84	23	5310-740-9369	103
5310-637-9541	51	5	5310-740-9385	105	10
	6	7	5310-740-9615	148	1
	13	9	5310-741-2306	94	6
	20	5		97	10
	23	26	5310-752-6591	63	19
	24	10	5310-753-9073	28	6
	26	9		78	2
	27	8	5310-753-9564	59	37
	35	6	5310-753-9569	59	41
	42	2	5310-753-9688	207	13
	42	24	5310-761-6882	5	10
	47	9		27	2
	96	11		157	2
	97	4	5310-763-8905	129	8
	104	14	5310-763-8911	110	9
	105	2	5310-763-8920	56	3
	109	8	5310-768-0318	1	9
114	10		39	10	
137	6		45	8	
5310-638-6283	19	4	5310-768-0319	117	7
5310-639-1497	76	2		182	5
5310-655-9370	117	25	5310-771-4911	134	3
5310-682-5930	11	17	5310-776-4909	134	4
5310-684-3463	20	2	5310-797-9322	105	13
		42	15	5310-800-0695	45
5310-700-7089	148	13			
	122	2		141	3
	123	2	5310-807-1466	69	8
5310-700-7127	145	9	5310-809-3078	23	3
	147	12		34	19
5310-705-8965	199	3	5310-809-3079	39	17
5310-723-4458	11	18	5310-809-4058	73	15

Federal Stock Number Cross Reference to Figure and Item Number-Continued.

STOCK NUMBER	FIGURE NO	ITEM NO	STOCK NUMBER	FIGURE NO	ITEM NO
5310-809-4058	11	15		52	10
	74	2		53	6
	103	6	5310-913-5474	17	7
	109	22	5310-926-5884	145	6
	130	12		147	7
	200	3	5310-926-5885	147	13
	207	21	5310-934-9751	59	27
			5310-934-9757	59	26
5310-809-4061	1411		5310-934-9758	109	49
	26	34		155	4
	153	7		158	28
	156	3		159	15
5310-809-4085	153	3			
5310-809-5997	53	8	5310-935-9021	194	3
5310-809-5998	41	19	5310-950-0039	18	4
	51	2		28	11
	52	11		29	10
	76	3		36	13
	138	21		37	4
				38	5
				38	15
5310-809-8533	137	13		40	2
5310-809-8536	149	2		40	16
5310-810-1786	26	1		41	4
5310-820-6653	40	20		84	14
	41	16		94	9
	55	5		95	3
	57	3		97	2
	129	7		98	2
	192	2		102	11
	148	8		109	19
				110	1
				113	5
				131	7
5310-823-8804	59	39		132	9
5310-833-8567	82	8		194	42
5310-834-7606	1	10		207	17
5310-834-8732	89	2		22	5
5310-835-2037	109	11		25	4
	40	23		42	3
	51	1		63	3
	53	6		117	21
				117	13
5310-877-5795	127	3	5310-959-4675	23	12
5310-877-5796	36	7		35	12
	83	5		69	6
	130	11		74	9
5310-877-5797	33	20		86	1
	36	29	5310-959-4679	93	12
5310-880-2005	123	10		103	8
5310-880-7744	11	5		109	6
	46	2		111	6
	84	6	5310-959-7600	112	3
				116	3
5310-880-7745	37	15		118	9
	104	4		130	9
	122	7		207	22
	123	6		36	3
				26	36
5310-880-7746	54	4		40	6
5310-880-8189	114	16			
	117	24			
5310-889-2527	73	2			
	75	10			
5310-889-2528	69	5			
	73	16			
	74	10			
5310-891-1711	144	10			
	146	8	5310-971-7989	36	3
5310-891-3428	104	27	5310-974-7444	26	36
5310-902-9369	51	1	5310-975-2075	40	6

Federal Stock Number Cross Reference to Figure and Item Number-Continued.

STOCK NUMBER	FIGURE NO	ITEM NO	STOCK NUMBER	FIGURE NO	ITEM NO
5310-975-2075	35	5		160	4
5310-982-4908	19	5	5315-839-5820	12	15
	136	2	5315-839-5822	18	22
	138	19		40	22
	139	1		110	11
	156	7		157	6
	173	13		179	3
	179	15		180	11
	180	3	5315-842-3044	36	32
	107	9		40	9
	179	26		41	9
5310-982-4912	173	12		102	13
5310-982-5012	149	1		105	22
5310-984-3806	145	4		154	10
5310-998-7386	25	17		180	18
5315-012-0123	45	1	5315-842-3154	110	12
	114	9		179	2
5315-012-4553	117	18		18	21
5315-013-7308	128	5		157	3
5315-018-7988	104	20		180	6
5315-042-5913	202	2	5315-842-3651	153	5
5315-059-0184	104	10		183	4
5315-114-1924	158	11	5315-846-1270	180	17
	160	7		183	13
5315-128-2050	140	2	5315-849-9857	140	1
5315-187-9558	150	10	5315-889-2776	179	9
5315-187-9591	134	2		180	12
5315-234-1617	129	5	5315-939-0832	52	14
5315-234-1848	134	9	5325-011-7965	35	4
5315-236-8357	35	1	5325-060-0976	35	11
5315-252-5987	15	2	5325-174-9038	207	5
5315-276-5160	36	8	5325-682-1614	73	13
5315-281-7744	1501			74	8
5315-298-1498	96	6	5325-752-5365	67	2
5315-298-1499	134	5		68	2
5315-312-0831	104	18	5325-753-9255	62	4
5315-316-0992	104	15		0607	
5315-338-1621	36	27	5325-757-1963	63	16
5315-514-2660	11	7	5325-835-7289	23	9
5315-616-5526	51	13	5330-054-6865	100	3
	52	5	5330-071-8728	15	9
	53	10	5330-090-2128	119	7
5315-616-5530	18	7	5330-127-2943	42	14
5315-664-1270	6	1	5330-171-7032	14	5
5315-696-0262	153	6	5330-197-8116	5	2
5315-737-3224	18	20	5330-199-5882	208	1
5315-740-9379	105	9	5330-202-3713	14	9
5315-740-9619	149	5		16	11
5315-741-2924	132	1	5330-234-3317	87	1
	133	1	5330-242-5587	188	1
5315-741-5746	102	22	5330-260-9311	115	4
5315-752-1651	99	1	5330-265-1089	206	3
	101	1	5330-285-3428	59	15
5315-815-8840	40	8	5330-285-9842	130	4
	41	8	5330-286-6815	88	8
5315-816-1794	0106		5330-290-1425	29	5
	51	14	5330-292-3159	60	4
	53	5	5330-297-7106	70	3
5315-816-5491	142	5		71	3
5315-829-1326	30	16		72	3
5315-839-2325	36	21	5330-297-7334	59	22
	158	9	5330-297-7581	3303	

Federal Stock Number Cross Reference to Figure and Item Number-Continued.

STOCK NUMBER	FIGURE NO	ITEM NO	STOCK NUMBER	FIGURE NO	ITEM NO
5330-298-0091	33	18	5340-088-6655	199	14
	34	25	5340-157-7938	118	13
5330-314-6727	29	6	5340-158-4073	179	7
5330-350-6870	60	3	5340-177-8053	118	4
5330-350-6875	42	26	5340-178-1409	30	5
5330-449-6360	5	6	5340-190-6783	205	10
5330-460-2572	0305		5340-191-1164	173	14
5330-462-0907	75	3	5340-196-6710	8	9
5330-463-0200	73	7	5340-200-2741	199	13
5330-498-2426	117	3	5340-232-5723	90	2
5330-533-1977	32	6	5340-237-3936	39	12
5330-551-0433	29	8	5340-237-3940	136	10
	29	7	5340-238-5606	161	1
5330-566-7616	42	5	5340-248-6078	109	46
5330-585-6663	30	13	5340-282-7505	22	12
5330-599-1285	16	6		111	28
5330-599-2934	30	6	5340-282-7509	207	18
5330-599-5658	40	28	5340-282-7519	33	24
	41	3	5340-282-7521	103	10
5330-618-0801	130	30	5340-282-7537	207	4
5330-641-6449	114	14	5340-282-7551	109	44
5330-684-7851	28	3	5340-286-2494	111	30
5330-693-0611	62	5	5340-333-7450	9	9
5330-700-6868	20	7	5340-344-2767	33	3
5330-734-8848	94	10	5340-360-8300	29	3
5330-734-8876	0900		5340-408-4800	125	2
5330-734-8881	95	9	5340-419-3077	86	6
	98	12	5340-419-3087	194	2
5330-735-1315	28	8	5340-419-9464	159	10
5330-736-8416	179	17	5340-419-9469	158	24
5330-737-5221	42	4	5340-419-9485	109	16
5330-737-6329	42	18	5340-421-3992	194	43
5330-737-6332	6	3	5340-422-2072	18	24
	8	2	5340-425-0636	173	8
5330-740-9278	1411		5340-443-9890	158	22
5330-740-9312	148	2	5340-445-4557	86	7
5330-740-9600	148	15	5340-447-4726	37	8
5330-753-9568	59	4	5340-448-4073	118	7
5330-805-8849	31	1	5340-456-2440	11	16
	32	3	5340-462-2902	110	14
5330-805-8852	32	6	5340-480-7607	136	11
5330-808-0794	0306		5340-482-3791	143	3
	130	22	5340-489-8348	33	2
5330-839-9066	99	3	5340-490-4134	52	8
	101	4	5340-512-1948	103	11
5330-883-8218	58	3	5340-530-5021	156	1
5330-899-4481	39	9	5340-534-8350	179	5
5330-974-5747	26	7		180	9
5330-974-7517	44	10	5340-536-0186	196	4
5330-974-7545	13	13	5340-550-8070	157	4
5330-974-7548	13	10	5340-550-8089	18	13
	26	29	5340-597-0182	109	5
5330-974-7549	47	5		111	52
	13	3	5340-597-0305	119	5
5330-974-7562	26	23	5340-597-7932	36	14
5330-974-7565	34	24	5340-679-1490	160	2
5330-974-9677	7	1	5340-679-1491	160	2
	12	20	5340-679-1492	157	7
5340-057-2888	33	19	5340-679-1493	157	7
5340-057-2890	33	12	5340-679-1494	157	11
5340-057-3053	1411		5340-679-1495	157	11
5340-088-1251	86	8	5340-692-6060	18	16

Federal Stock Number Cross Reference to Figure and Item Number-Continued.

STOCK NUMBER	FIGURE NO	ITEM NO	STOCK NUMBER	FIGURE NO	ITEM NO
5340-693-4174	82	10	5360-516-7466	109	2
5340-700-1765	1208		5360-693-0615	104	3
5340-724-7038	205	16	5360-740-9447	104	21
5340-734-6992	100	2		110	13
5340-735-0577	67	3		18	25
5340-737-3285	150	8	5360-753-9129	36	17
5340-737-3287	150	8	5360-797-9339	105	9
5340-737-4922	0602		5365-178-1404	30	7
5340-737-5657	40	7	5365-182-9635	181	3
	41	7	5365-244-1341	109	29
5340-739-7542	18	19	5365-288-8483	8	10
5340-740-9266	36	16	5365-289-4926	107	3
5340-740-9335	143	14	5365-407-5119	30	20
	145	3	5365-443-5262	49	5
	147	5	5365-496-9706	109	36
5340-740-9361	102	14	5365-557-8555	194	4
5340-740-9366	103	11	5365-575-2638	131	3
5340-740-9449	110	10	5365-682-1762	102	24
5340-740-9618	149	3	5365-695-9727	67	13
5340-740-9740	183	15	5365-732-0642	67	8
5340-741-1094	37	12	5365-732-6126	99	5
5340-741-3899	109	35		101	3
	112	12	5365-752-1285	104	16
5340-741-6869	76	5	5365-819-7025	142	14
5340-752-0964	110	2	5850-076-8922	64	2
	18	3	5905-337-8277	59	20
5340-752-0976	88	1	5910-256-9729	59	16
5340-753-3741	156	4		59	16
5340-753-9572	59	12	5910-358-6962	59	13
5340-764-7052	130	19		59	9
5340-766-6336	158	4	5910-946-0022	135	17
	159	3	5925-740-9996	0613	
5340-792-0843	33	26	5925-752-6909	0613	
5340-799-5228	40	24	5925-776-2620	62	10
5340-809-1492	0306		5925-894-8015	0613	
	0613		5930-058-1576	61	1
	93	6	5930-092-9511	65	3
	109	34	5930-115-0603	166	3
	112	2	5930-115-0604	166	2
	120	9	5930-296-6318	0607	
5340-809-1494	130	20		3303	
5340-809-1500	130	10	5930-296-6319	0607	
5340-881-5303	22	15	5930-548-8274	55	3
	33	22	5930-610-6025	0607	
5340-896-1094	111	7	5930-615-7897	3303	
	111	43	5930-665-1520	3303	
	109	24	5930-699-9438	62	2
5340-901-8132	205	14	5930-776-2673	0613	
5340-911-5634	0501			61	1
5340-944-4911	105	12	5930-791-1561	0607	
5340-947-2396	39	7	5930-898-0500	62	3
5340-964-5267	165	1	5935-034-8009	0608	
5340-984-8540	111	39	5935-399-6673	0607	
5340-988-1162	0613		5935-572-9180	82	9
5355-350-2457	89	1	5935-629-9241	0608	
5355-359-0405	102	2	5935-666-1513	0608	
5355-708-8745	62	7	5935-773-1428	86	4
5355-740-9732	183	2	5935-776-0599	0608	
5360-200-5415	19	N/I	5935-833-8561	0608	
5360-410-9791	111	3	5935-846-3884	0608	
	111	54	5940-020-0154	59	34
5360-419-3074	137	14	5940-082-4939	59	32

Federal Stock Number Cross Reference to Figure and Item Number-Continued.

STOCK NUMBER	FIGURE NO	ITEM NO	STOCK NUMBER	FIGURE NO	ITEM NO
5940-113-8191	84	10	6240-019-0877	63	6
5940-399-6676	0608			69	3
5940-549-6581	84	11		70	2
5940-549-6583	84	1		71	4
5945-066-3984	0608			72	5
5945-240-1684	83			73	10
5945-296-8464	0613			75	4
5945-504-8993	0606		6240-019-3093	73	6
5945-636-8778	0603			75	6
5945-789-3706	0608		6240-044-6914	71	5
5945-952-3818	0608			72	2
5970-705-6639	84	9		73	9
5970-753-9571	59	21		74	4
5970-833-8562	0608			75	5
5975-322-9865	0602		6240-143-3059	77	3
5975-504-8992	0613		6240-155-8714	64	3
5977-504-8967	0613			3303	
6120-299-5564	63	7	6240-266-9940	63	6
6140-057-2554	84	17	6240-269-0958	77	3
6140-737-3211	84	20	6240-295-2421	76	4
6140-776-2737	84	13	6240-504-0981	67	5
6140-776-2738	84	7	6240-696-0249	67	5
6145-284-0001	59	33	6240-999-7806	0609	
6145-548-2927	0602		6250-741-8960	0609	
6145-772-0853	0608		6620-056-9584	63	12
6145-805-3354	84	8	6620-084-7621	208	2
6150-112-0236	52	6	6620-179-2203	43	6
6210-174-1375	63	20	6620-283-9906	68	4
6210-295-0006	63	5	6620-500-3185	77	2
6210-688-4722	0607		6620-695-1107	68	5
6210-738-4388	63	7	6620-737-5211	42	6
6210-776-0412	63	5	6620-738-5905	76	6
6210-776-0418	63	20	6620-814-4770	79	2
6220-025-3697	77	2		80	1
6220-179-4324	75	2		81	2
6220-179-4325	73	8	6620-974-7595	44	7
6220-299-7425	69	2	6625-321-6365	63	13
6220-300-9908	67	6	6680-226-4574	78	3
6220-337-6471	70	1	6680-515-3458	78	3
6220-338-1083	77	1	6680-528-8736	207	12
6220-338-1086	77	1	6680-740-9701	207	11
6220-353-0941	67	10	6680-753-9689	207	7
6220-428-5943	73	3	6680-770-3972	60	7
	74	3	6680-825-2076	207	8
6220-447-3477	67	11	6680-882-0960	207	6
6220-500-0437	72	1	6680-882-0966	207	1
6220-512-9219	67	13	6680-887-1334	8	1
6220-538-1088	62	6	6680-890-6402	9	1
6220-577-3434	69	1	6680-933-3599	207	9
6220-669-5623	71	1	6680-933-3600	63	11
6220-693-4175	68	7	6685-515-3478	63	14
6220-696-0324	67	1	6685-814-5271	79	5
6220-752-6018	70	4		80	4
6220-752-6020	71	2		81	1
6220-752-6030	72	4	6685-936-2139	63	9
7220-753-9550	67	4	6730-537-9342	135	14
6220-776-0505	68	1	7690-851-0172	2210	
6220-832-7131	0609		7690-912-3504	2210	
6220-878-7301	76	1	8252-074-9067	198	4
6220-880-1624	73	4	8305-264-6153	94	N/I
6220-880-1625	75	1		97	N/I
6220-999-7805	0609			0900	



Federal Stock Number Cross Reference to Figure and Item Number-Continued.

STOCK NUMBER	FIGURE NO	ITEM NO	STOCK NUMBER	FIGURE NO	ITEM NO
8305-290-5588	95	N/I	9905-252-5587	201	1
9905-202-3639	202		9905-491-6845	201	3
9905-205-2795	2202		9905-498-2423	201	3
9905-205-2903	59	2	9905-678-8312	201	4
9905-252-5586	201	1	9905-678-8313	201	4

Reference number cross-reference to figure number, and item number-continued

REFERENCE NUMBER	MFG CODE	FIG NO	ITEM NO	REFERENCE NUMBER	MFG CODE	FIG NO	ITEM NO
AM102320	88044	53	14		76260	98	8
		52	17	MS122031	96906	8	5
AN122586	88044	138	14	MS15001-1	96906	0900	
AN310-7	88044	52	15			19	2
AN6227B5	88044	115	4			36	10
AN737TW4-91	88044	43	8	MS15002-1	96906	164	1
AN742-6	88044	199	13			167	2
AN816-7	88044	168	7			171	3
AN901-10C	88044	8	9	MS15003-1	96906	0900	
AN924-10	88044	130	5			0900	
AN960-616	88044	30	14			0900	
AW812002	04636	183	9			0900	
A1205R668	78500	123	4			96	23
A12876	65909	199	11			100	11
A143813	76040	104	9			104	26
A167632	19207	89	1			110	8
A167732	19207	122	5			127	2
A215674	19207	106	2			128	7
A2174	70230	151	1			129	2
A30595	90280	135	21			134	8
A30623	90280	135	20			143	6
A30628	25734	135	14		169	3	
A30697	58189	135	18			176	2
A340175	76040	114	14			179	16
A6850	79470	30	22			180	13
BB338	50513	199	12			184	1
BJ4086	18163	42	5			185	1
B30619	90280	135	17			186	1
B30620	90280	135	10			191	1
B30629	90280	135	3			193	1
B54-33683	33544	26	15			195	1
B79602617-6	82817	63	1	MS15003-4	96906	45	6
CF206TYPE1	81348	0900				60	8
DN-P10672	84243	24	13			104	30
D30617	90280	135	19			141	5
D30617-12	90280	135	8	MS15003-6	96906	141	6
D30617-13	90280	135	6			176	3
D30617-14	90280	135	5			177	1
D30617-15	90280	135	2			182	1
D30617-16	80280	135	16	MS15570-1251	96906	63	6
D30617-17	90280	135	15			69	3
D30617-18	90280	135	12			70	2
D30617-19	90280	135	9			71	4
D30617-20	90280	135	4			72	5
D30617-4	90280	135	11			73	10
D30617-5	90280	135	13		75	4	
D30624	90280	135	1	MS15570-623	96906	73	6
FFW100	81348	52	13			75	6
G1251	24617	108	4	MS15586-5	96906	77	3
		114	12	MS15795-812	96906	102	25
G374-7	26512	13	17	MS16633-3025	96906	105	12
HCF1990	04636	183	3	MS16997-101	96906	20	3
HCU234	04636	189	1	MS17981-1	96906	83	1
KC5417	50513	122	15	MS19061-15	96906	30	17
MA90725-69	96906	44	15	MS20822-10	96906	130	27
MA90726-114	96906	138	15	MS20822-16	96906	194	8
MIL-C-13516/2-1	81349	0613		MS20823-6B	96906	130	1
MILW76	81349	59	33	MS20913-2S	96906	10	8
M13486/1-5	81349	0608				43	4
M13486/1-12	81349	84	8			183	10
MJ-42-5705	76260	95	10	MS20913-3S	96906	30	2

Reference number cross-reference to figure number, and item number-continued

REFERENCE NUMBER	MFG CODE	FIG NO	ITEM NO	REFERENCE NUMBER	MFG CODE	FIG NO	ITEM NO
MS20913-4S	96906	15	10			52	10
		17	1			53	6
MS20913-6S	96906	169	6	MS21318-15	96906	2210	
MS20913-8S	96906	183	6	MS21318-47	96906	134	10
MS21042-6	96906	26	1	MS21333-1	96906	33	19
MS21042-8	96906	69	8	MS21333-100	96906	0306	
MS21044N3	96906	33	20			0613	
		36	29			93	6
MS21044N4	96906	36	7			109	34
		83	5			111	7
		130	11			111	43
MS21044-N5	96906	24	19			112	2
		84	19			120	9
		109	30	MS21333-101	96906	199	14
		153	10	MS21333-102	96906	111	39
		154	6	MS21333-104	96906	86	8
MS21044N6	96906	18	4	MS21333-105	96906	130	20
		28	11	MS21333-107	96906	130	10
		29	10	MS21333-113	96906	0613	
		36	13	MS21333-116	96906	130	19
		37	4	MS21333-120	96906	165	1
		38	5	MS21333-3	96906	33	12
		38	15	MS21333-34	96906	33	24
		40	2	MS21333-36	96906	111	30
		40	16	MS21333-39	96906	109	5
		41	4			111	52
		84	14	MS21333-40	96906	103	10
		94	9	MS21333-41	96906	207	4
		95	3	MS21333-45	96906	22	15
		97	2			33	22
		98	2	MS21333-55	96906	109	44
		102	11	MS21333-57	96906	22	12
		109	19			111	28
		110	1	MS21333-62	96906	207	18
		113	5	MS21333-76	96906	205	16
		131	7	MS21334-26	96906	205	14
		132	9	MS21920-41	96906	23	11
		194	42	MS24394-10	96906	130	6
		207	17	MS24394-8	96906	130	25
MS21044N7	96906	51	9	MS24396-8	96906	130	24
MS21044N8	96906	127	3	MS24400-8	96906	130	23
MS21045-12	96906	149	1	MS24532-2	96906	63	13
MS21045-4	96906	120	7	MS24537-1	96906	79	5
		138	5	MS24537-1	96906	80	4
		200	1			81	1
MS21045-5	96906	173	12	MS24538-1	96906	79	2
MS21045-6	96906	19	5			80	1
		136	2			81	2
		138	19	MS24541-2	96906	63	12
		139	1	MS24543-1	96906	63	9
		156	7	MS24544-2	96906	63	11
		173	13	MS24617-23	96906	158	17
		179	15			160	10
		180	3	MS24617-25	96906	157	9
MS21045-8	96906	41	18			158	14
		136	9	MS24617-33	96906	205	11
		137	2	MS24617-36	96906	160	3
		138	13	MS24621-32	96906	165	2
		139	10	MS24629-35	96906	201	5
		143	4			150	2
		179	21			201	5
MS21083-N8	96906	51	1	MS24635-24	96906	158	6

Reference number cross-reference to figure number, and item number-continued

REFERENCE NUMBER	MFG CODE	FIG NO	ITEM NO	REFERENCE NUMBER	MFG CODE	FIG NO	ITEM NO
MS24635-24		158	25			42	28
		159	11			43	11
MS24637-23	96906	159	5			44	2
MS24665-132	96906	36	21			51	6
MS24665-132	96906	158	9			53	2
MS24665-132	96906	160	4			117	27
MS24665-134	96906	12	15			131	6
MS24665-138	96906	15	2			179	27
MS24665-283	96906	36	32	MS27183-15	96906	1411	
MS24665-283	96906	40	9			26	34
		41	9			153	7
		102	13			156	3
		105	22	MS27183-16	96906	153	3
		154	10	MS27183-17	96906	53	8
		180	18	MS27183-18	96906	41	19
MS24665-285	96906	0106				51	2
		51	14			52	11
		53	5			76	3
MS24665-295	96906	153	5			138	21
		183	4	MS27183-19	96906	39	17
MS24665-353	96906	18	22	MS27183-23	96906	137	13
		40	22	MS27183-24	96906	149	2
		110	11	MS27183-9	96906	59	39
		157	6	MS28741-12-0640	96906	130	14
		179	3	MS28741-6-0750	96906	130	2
		180	11	MS28775-110	96906	30	13
MS24665-355	96906	45	1	MS28775-112	96906	30	6
		114	9	MS28775-114	96906	130	30
MS24665-360	96906	134	5	MS28778-10	96906	130	4
MS24665-361	9690	104	10	MS28778-8	96906	0306	
MS24665-362	96906	96	6			130	22
MS24665-368	96906	35	1	MS29513-125	96906	206	3
MS24665-421	96906	140	1	MS29523-1	96906	11	7
MS24665-431	96906	150	10	MS31979-9	96906	1211	
MS24665-493	96906	104	20	MS35000-3	96906	84	17
MS24665-627	96906	128	5	MS35058-28	96906	3303	
MS24665-633	96906	129	5	MS35140-4	96906	205	10
MS24665-689	96906	134	2	MS35190-236	96906	166	1
MS24665-71	96906	30	16	MS35190-253	96906	69	11
MS25036-127	96906	84	10	MS35190-289	96906	27	6
MS25183-10	96906	73	15	MS35191-272	96906	150	12
MS25231-1829	96906	63	6	MS35191-273	96906	36	28
MS25231-1873	96906	64	3	MS35206-242	96906	59	35
MS27116-17B	96906	39	7			63	17
MS27152-1	96906	61	1	MS35206-244	96906	69	10
MS27183-10	96906	74	2	MS35206-245	96906	28	5
		11	15	MS35206-264	96906	155	1
		103	6	MS35206-265	96906	109	47
		109	22	MS35206-267	96906	67	7
		130	12	MS35206-279	96906	65	1
		200	3	MS35206-283	96906	2202	
		207	21			23	1
MS27183-11	96906	23	3	MS35206-300	96906	24	7
		34	19	MS35207-246	96906	62	10
MS27183-12	96906	102	12	MS35207-259	96906	35	14
		154	9	MS35207-260	96906	78	1
MS27183-13	96906	26	2	MS35207-263	96906	67	14
MS27183-14	96906	36	22			67	16
		24	9	MS35207-265	96906	33	4
		40	3	MS35207-295	96906	154	12
		41	5	MS35231-313	96906	3303	

Reference number cross-reference to figure number, and item number-continued

REFERENCE NUMBER	MFG CODE	FIG NO	ITEM NO	REFERENCE NUMBER	MFG CODE	FIG NO	ITEM NO
MS35243-1	96906	69	1	MS35338-47	96906	0900	
MS35265-40	96906	59	7			34	32
MS35265-43	96906	68	6			51	10
MS35333-39	96906	151	7			114	15
MS35333-40	96906	117	6			122	8
MS35333-41	96906	46	5			123	7
		46	5	MS35338-48	96906	2	2
		52	7			31	10
MS35333-42	96906	66	2			45	9
		105	18			51	2
MS35333-46	96906	109	10			53	7
MS35333-47	96906	109	15			100	5
MS35333-49	96906	111	5			123	17
		118	14			173	16
MS35335-33	96906	65	2			188	5
MS35335-35	96906	51	5			195	3
		36	19	MS35338-50	96906	40	20
		84	23			41	16
MS35335-38	96906	100	12			55	5
MS35335-39	96906	45	3			57	3
		141	3			129	7
MS35336-20	96906	150	13			192	2
MS35338-42	96906	59	8	MS35338-51	96906	105	16
		59	29	MS35338-55	96906	148	8
		63	18	MS35338-44	96906	27	1
MS35338-43	96906	54	2	MS35339-33	143	12	
		67	15	MS35339-34	96906	145	10
		67	17	MS35340-44	96906	11	17
		109	48	MS35340-45	96906	11	4
		155	3	MS35340-45	96906	46	3
		158	29			49	2
		159	16			117	13
MS35338-44	96906	23	37	MS35340-46	96906	22	5
		31	8			25	4
		34	15			42	3
		157	1			63	3
		158	27			117	21
		159	13	MS35340-47	96906	117	25
		161	2	MS35340-48	96906	1	10
		182	4	MS35340-50	96906	56	4
MS35338-45	96906	26	25	MS35340-52	96906	145	6
		48	2			147	7
		88	4	MS35340-53	96906	147	13
		148	17	MS35342-1	96906	14	1
MS35338-46	96906	6	7	MS35345-1	9690	14	7
		13	9	MS35345-1	96906	16	5
		20	5			16	6
		23	26	MS35347-2	96906	14	9
		24	10			16	11
		26	9	MS35387-1	96906	2202	
		27	8	MS35387-2	96906	2202	
		35	6	MS35388-21	96906	124	1
		42	2	MS35388-23	96906	124	1
		42	24	MS35388-25	96906	124	1
		47	9	MS35392-15	96906	124	2
		96	31	MS35392-16	96906	124	2
		97	4	MS35392-18	96906	124	2
		104	14	MS35413-2	96906	0607	
		105	2	MS35421-1	96906	69	2
		109	8	MS35438-3	96906	59	32
		114	10	MS35478-1683	96906	71	5
		137	6			72	2

Reference number cross-reference to figure number, and item number-continued

REFERENCE NUMBER	MFG CODE	FIG NO	ITEM NO	REFERENCE NUMBER	MFG CODE	FIG NO	ITEM NO
		73	9	MS35840-1	96906	40	1
MS35478-1683		74	4	MS35842-10	96906	199	9
		75	5	MS35842-13	96906	42	12
MS35489-20	96906	207	5			40	12
MS35490-7	96906	35	11			42	19
MS35490-75	96906	23	9			48	6
MS35490-8	96906	73	13	MS35842-15	96906	24	14
		74	8	MS35842-4	96906	40	12
MS35495-93	96906	82	14	MS35842-5	96906	40	12
MS35643-1	96906	28	3	MS35842-71	96906	10	1
MS35645-1	96906	28	2	MS35909-1	96906	58	2
MS35648-6	96906	90	2	MS35909-2	96906	58	2
MS35649-202	96906	109	49	MS35916-2	96906	207	8
		155	4	MS39060-1	96906	62	3
		158	28	MS39060-2	96906	62	2
		159	15	MS39061-1	96906	0607	
MS35649-282	96906	59	26			3303	
MS35650-302	96906	59	27	MS39061-2	96906	0607	
MS35671-30	96906	36	8	MS39133-2	96906	1208	
MS35672-44	96906	179	9	MS39158-3	96906	23	4
		180	12	MS39159-3	96906	23	7
MS35690-404		11	18	MS39166-3	96906	205	2
MS35690-724	96906	183	12	MS39167-3	96906	111	24
MS35690-740	96906	183	14			111	40
MS35691-21	96906	40	6	MS39171-9	96906	6	11
		35	5	MS39176-9	96906	6	18
MS35691-25	96906	144	10	MS39177-9	96906	6	17
		146	8	MS39179-1	96906	23	8
MS35691-33	96906	89	2	MS39179-4	96906	111	20
MS35691-5	96906	36	3	MS39179-5	96906	111	19
MS35691-53	96906	109	11			111	49
MS35691-77	96906	104	27			118	1
MS35692-37	96906	53	6			111	22
		40	23			120	3
		51	1	MS39179-6	96906	112	23
MS35692-77	96906	134	6			120	5
MS35746-1	96906	119	2	MS39181-1	96906	23	19
MS35748-1	96906	119	7	MS39182-2	96906	111	32
MS35756-15	96906	18	7	MS39182-3	96906	93	1
MS35756-17	96906	117	18			111	1
MS35756-8	96906	51	13			120	11
		52	5	MS39182-6	96906	111	11
		53	10			112	25
MS35769-10	96906	58	3	MS39182-8	96906	112	16
MS35769-21	96906	99	3	MS39182-9	96906	1211	
		101	4	MS39183-5	96906	111	4
MS35769-26	96906	208	1	MS39184-1	96906	23	13
MS35782-5	96906	40	27	MS39184-3	96906	93	10
		41	12	MS39186-1	96906	112	11
MS35782-7	96906	1	1	MS39187-2	96906	111	55
MS35784-2	96906	113	3			112	7
MS35802-3	96906	16	16	MS39188-2	96906	112	1
MS35810-34	96906	40	8	MS39190-2	96906	111	33
		41	8	MS39190-3	96906	111	35
MS35810-35	96906	180	17			1208	
		183	13	MS39191-3	96906	112	22
		110	12	MS39196-3	96906	93	4
		179	2	MS39196-4	96906	117	10
		18	21	MS39197-3	96906	93	3
		157	3	MS39197-4	96906	117	11
		180	6	MS39198-3	96906	205	6
MS35812-6	96906	157	4	MS39202-3	96906	205	8

## Reference number cross-reference to figure number, and item number-continued

REFERENCE NUMBER	MFG CODE	FIG NO	ITEM NO	REFERENCE NUMBER	MFG CODE	FIG NO	ITEM NO
MS39202-8	96906	25	9	MS51862-26	96906	158	6
MS39210-6	96906	25	7			159	11
MS39230-2	96906	5	11			159	25
MS39230-3	96906	194	47	MS51922-1	96906	23	5
MS39230-7	96906	194	29			39	13
MS39231-5	96906	130	31			73	14
MS45904-68	96906	69	5			74	1
		73	16	MS51922-2	96906	111	51
		74	10	MS51922-21	96906	107	9
MS45904-72	96906	73	2			179	26
		75	10	MS51922-37	96906	39	14
MS49005-10	96906	175	2			96	1
		178	3			133	6
		28	9			187	5
		6	10	MS51922-5	96906	23	12
MS49005-12	96906	42	8			35	12
MS49005-2	96906	0900		69		6	
		0900				74	9
		0900				86	1
		6	9			93	12
		26	12			103	8
		60	5			109	6
		107	10			111	6
		188	3			112	3
MS49005-4	96906	91	1			116	3
		92	1			118	9
		99	2			130	9
		14	10			207	22
		17	3	MS51922-53	96906	133	2
		29	7	MS51922-9	96906	145	4
MS49005-6	96906	44	17	MS51932-181	96906	140	2
		108	3	MS51943-35	96906	194	3
		173	5	MS51946-6	96906	122	15
MS49005-8	96906	42	9			123	15
		44	11	MS51952-2	96906	22	8
		178	1			93	13
MS49005-9	96906	190	1			130	32
MS49006-10	96906	6	16	MS51953-52	96906	1411	
		99	4	MS51963-37	96906	55	2
		173	6	MS51963-155	96906	175	1
MS49006-14	96906	91	2	MS51967-11	96906	114	16
MS49006-4	96906	114	3			117	24
MS49006-6	96906	114	17	MS51967-14	96906	1	9
MS49006-8	96906	181	1			39	10
MS51011-2	96906	58	1			45	8
MS51017-155	96906	175		MS51967-2	96906	5	10
MS51066-51	96906	117	22			27	2
MS51070-42	96906	114	7			157	2
MS51071-4	96906	207	1	MS51967-20	96906	56	3
MS51072-4	96906	207	6	MS51967-5	96906	11	5
MS51085-1	96906	206	1			46	2
MS51092-1	96906	20	2			84	6
MS51092-1	96906	42	15	MS51967-8	96906	23	38
MS51113-1	96906	62	1	MS51967-8	96906	6	8
MS51301-1	96906	83	2			20	4
MS51320-1	96906	76	1			22	6
MS51322-1	96906	71	1			42	23
MS51330-1	96906	70	1			52	9
MS51375-1	96906	124	4			84	5
MS51795-512	96906	42	11			103	4
MS51861-35	96906	159	5	MS51968-11	96906	37	15

Reference number cross-reference to figure number, and item number-continued

REFERENCE NUMBER	MFG CODE	FIG NO	ITEM NO	REFERENCE NUMBER	MFG CODE	FIG NO	ITEM NO
MS51968-11		104	4	MS90725-3	96906	207	2
		122	7	MS90725-31	96906	34	20
		123	6	MS90725-32	96906	9	5
MS51968-14	96906	18	14			117	17
		143	1	MS90725-33	96906	153	8
		144	1	MS90725-34	96906	88	5
		147	14	MS90725-36	96906	48	1
		179	4	MS90725-39	96906	49	1
		180	10	MS90725-39	96906	117	14
MS51968-17	96906	110	9	MS90725-42	96906	33	6
MS51968-2	96906	117	7	MS90725-5	96906	11	14
		182	5	MS90725-57	96906	109	9
MS51968-20	96906	129	8			42	27
MS51968-5	96906	54	4			22	11
MS51968-8	96906	36	30	MS90725-58	96906	23	25
		37	7			26	10
		38	10			27	7
		104	11	MS90725-59	96906	105	1
		104	28			117	28
		105	19			47	10
		137	11			51	7
MS51969-5	96906	17	7			52	1
MS51983-2	96906	122	5			53	4
MS51983-4	96906	123	10			25	5
MS53005-1	96906	117	16	MS90725-6	96906	73	11
MS53006-1	96906	111	12			207	20
		116	1			74	11
MS53015-2	96906	200	100	MS90725-60	96906	44	14
MS53017-1	96906	199	8			162	2
MS53044-6	96906	121	1			5	1
MS53044-8	96906	121	1			13	15
MS53045-3	96906	121	3			26	33
MS53045-4	96906	121	3			27	3
MS53046-3	96906	84	16	MS90725-64	96906	7	2
MS53047-1	96906	72	1			117	20
MS53048-12	96906	199	1	MS90725-65	96906	114	11
MS53053-1	96906	156	5	MS90725-67	96906	44	1
MS53063-4	96906	23	2	MS90725-7	96906	158	26
MS53068-1	96906	122	5			159	14
		123	11	MS90725-70	96906	44	19
MS53068-2	96906	123	11	MS90725-72	96906	42	1
		122	5	MS90725-8	96906	157	15
MS75004-1	96906	84	11	MS90725-93	96906	13	16
MS75004-2	96906	84	1	MS90725-99	96906	144	5
MS75021-2	96906	0608		MS90726-10	96906	112	15
MS87006-3	96906	145	13			118	3
MS87006-33	96906	134	13			31	12
MS9021-2	96906	207	9	MS90726-107	96906	173	15
MS90725-103	96906	146	5	MS90726-11	96906	112	4
MS90725-104	96906	1	4	MS90726-111	96906	96	2
MS90725-109	96906	2	1			132	6
MS90725-111	96906	188	4			143	1
MS90725-113	96906	47	14			137	1
MS90725-114	96906	17	22	MS90726-113	96906	137	9
MS90725-116	96906	179	20			133	8
MS90725-12	96906	168	5			138	16
MS90725-120	96906	31	11			136	12
MS90725-121	96906	42	17			139	14
MS90725-163	96906	55	6	MS90726-114	96906	139	13
MS90725-164	96906	57	2	MS90726-115	96906	136	8
MS90725-29	96906	42	10	MS90726-117	96906	143	10
MS90725-29	96906	148	18	MS90726-118	96906	187	7



Reference number cross-reference to figure number, and item number-continued

REFERENCE NUMBER	MFG CODE	FIG NO	ITEM NO	REFERENCE NUMBER	MFG CODE	FIG NO	ITEM NO
MS90726-120	96906	127	1			138	6
		143	7			139	9
MS90726-123	96906	39	16	MS90726-63	96906	103	5
MS90726-13	96906	86	5	MS90726-64	96906	37	1
		109	33			107	8
		34	17			38	13
MS90726-14	96906	109	38	MS90726-65	96906	1411	
		130	21			18	6
MS90726-162	96906	40	21			37	13
		192	3			38	1
		41	17			38	6
MS90726-163	96906	141	2			110	5
MS90726-165	96906	129	6			131	8
MS90726-167	96906	195	2			173	9
MS90726-17	96906	130	13	MS90726-66	96906	18	9
MS90726-32	96906	9	2			26	31
		73	1	MS90726-67	96906	18	23
		75	9			36	31
MS90726-33	96906	84	22	MS90726-69	96906	1411	
		116	2	MS90726-7	96906	109	25
		109	51			111	8
MS90726-34	96906	153	13			111	41
MS90726-36	96906	26	41			112	6
MS90726-38	96906	109	27	MS90726-71	96906	28	10
		39	11	MS90726-74	96906	102	21
MS90726-4	96906	109	4	MS90726-8	96906	36	35
		69	9			83	4
MS90726-41	96906	173	11			109	23
MS90726-5	96906	103	7			111	23
		1411				182	2
		111	29	MS90726-89	96906	41	11
		34	18			53	11
MS90726-58	96906	102	16	MS90726-9	96906	200	5
		207	19	MS90726-90	96906	51	12
		109	43	MS90728-119	96906	42	16
MS90726-59	96906	24	11	MS90728-123	96906	12	20
		131	5	MS90908-1	96906	28	4
		156	2	MS9245-46	96906	52	14
MS90726-6	96906	23	36	MS9320-13	96906	52	16
		12	22	N13799E	03721	117	4
		23	22	N145P1708C	03538	199	10
		35	16	PL6317	76260	97	12
		86	2	R600A211	14351	6	1
		93	11	R600A324	14351	5	8
		111	42	R600A402	14351	5	17
		138	8			5	6
		200	17	R600H214	14351	60	7
MS90726-60	96906	1411		R600M277	02978	60	2
MS90726-60	96906	36	15	R600S247	14351	60	4
		40	18	R600S283	02978	60	1
		109	20	R600S285	14351	60	3
		136	3	SA5764	70230	151	8
		138	20	SK1031	70411	0306	
		139	2	S2149	70230	151	5
		179	14	S619-61022-1	78286	2210	
		180	2	TC571	81348	198	5
		207	10	V8C43	19728	54	3
MS90726-62	96906	29	12	V8931	19728	0602	
		103	2	WWN351TYPE1	81348	10	5
		132	4	WWP471	81348	1	13
		136	7			114	1
		137	5	WWP471TYPE1	81348	79	4

Reference number cross-reference to figure number, and item number-continued

REFERENCE NUMBER	MFG CODE	FIG NO	ITEM NO	REFERENCE NUMBER	MFG CODE	FIG NO	ITEM NO
WWP471TYPE2				10876136	19207	0613	
STYLCLASS1	81348	1411		10876139	19207	194	23
WWT775	81348	10	4	10876140	19207	194	19
WWT799	81348	120	1	10876142	19207	194	24
		120	8	10876143	19207	194	30
X18066	14351	45	2	10876144	19207	194	15
X19002	14351	42	25	10876145	19207	194	14
		6	14	10876146	19207	194	25
X19982	02978	5	5	10876147	19207	194	48
X19994	02978	4	8	10876165	19207	0606	
X4179	14351	1	12	10876187	19207	173	4
ZZH428	81348	0501		10876190	19207	185	2
ZZH428	81348	10	2	10876197	19207	195	4
OMS35842-3	96906	40	12	10876200	19207	173	1
1AB1805	76040	7	4	10876227	19207	192	1
10X507	78500	104	29	10876274	19207	173	10
100AX66P15	76040	26	21	10876277	19207	173	8
10012834	72509	169	4	10876367	19207	0613	
101539R91	31007	1401		10876424	19207	194	54
102049R1	31007	41	14	10876426	19207	194	13
102060R1	31007	41	15	10876428	19207	194	6
102413R1	31007	131	11	10876430	19207	194	1
102735R1	31007	131	10	10876433	19207	197	1
103107R1	31007	48	7	10876530	19207	194	45
103111R1	31007	42	29	10876562	19207	173	2
103113R1	31007	48	8	10876565	19207	197	4
103881	31007	87	4	10876566	19207	197	3
103907	12204	179	19	10883106-1	19207	1501	
104039	24617	18	13	10883113	19207	132	8
104127	21450	144	8	10883119	19207	132	3
104934R1	21007	102	19	10883128	19207	102	20
105229R1	21007	0613		10883129	19207	103	13
105405	21450	194	53	10883130	19207	103	3
105407	21450	79	1	10883131	19207	103	16
		168	8	10883158	19207	143	1
105417	21450	79	3	10883159	19207	144	6
105451	24617	5	2	10883160	19207	144	9
105475	24617	11	11	10883161	19207	144	7
		25	14	10883172	19207	146	6
105711R1	31007	301	3	10883173	19207	146	7
106142R91	31007	0613		10883202	19207	18	15
107GC218	76040	44	13	10883203	19207	145	1
107GC489	76040	44	9	10883212	19207	40	24
10753GT	31007	1	8	10883224	19207	207	3
107622R1	31007	41	11	10883229	19207	125	2
10861278	19207	22	13	10883232	19207	125	3
108708-21	31007	201	3	10883234	19207	36	11
10871093	19207	96	3	10883235	19207	36	4
10871148	19207	17	9	10883236	19207	36	20
10871160	19207	4	1	10883245	19207	137	4
		17	19	10883262	19207	55	4
10871163	19207	1	3	10883272	19207	111	54
10871180	19207	4	2			111	3
10871190	19207	5	7	10883281	19207	109	1
10871194	19207	52	2	10883282	19207	109	57
10871218	19207	109	46	10883283	19207	109	17
10871247	19207	114	5	10883284	19207	109	16
10871411	19207	0501		10883285	19207	112	17
10871414	19207	0501		10883303	19207	111	44
10871489	19207	18	26	10883319	19207	109	36
10871490	19207	18	24	10883328	19207	118	7
10871495	19207	110	6	10883329	19207	118	7

Reference number cross-reference to figure number, and item number-continued

REFERENCE NUMBER	MFG CODE	FIG NO	ITEM NO	REFERENCE NUMBER	MFG CODE	FIG NO	ITEM NO
10883330	19207	118	4			173	7
10883331	19207	118	13	10900242	19207	194	20
10883334	19207	109	29	10900249	19207	197	2
10883350	19207	131	3	10900266	19207	194	9
10883359	19207	111	10	10900525	19207	116	1
10883397	19207	35	7	10906323	19207	194	4
		2210		10910298	19207	194	2
10883407	19207	112	9	10910299	19207	194	43
10883408	19207	112	10	10911018-1	19207	56	2
10883409	19207	112	5			57	1
10883410	19207	112	8	10912158	19207	8	1
10883426-3	19207	201	4	10912158-1	19207	8	3
10883494	19207	111	9	10912382	19207	11	16
10883499	19207	111	38	10912497	19207	208	2
10883500	19207	111	27	10912591	19207	8	6
10883538	19207	112	21	10913149	19207	194	16
10883592	19207	28	1	10913150	19207	194	37
10883593	19207	28	1	10913151	19207	194	33
10885108	19207	11	8	10913152	19207	194	34
10885788	19207	94	1	10913198	19207	0607	
10885798	19207	3303		10913199	19207	0607	
10889768	19207	39	9	10914552	19207	33	7
10889769	19207	27	4	10914555	19207	21	1
10889825	19207	11	2	10914559	19207	21	3
10889849	19207	43	7	10917063	19207	28	8.1
10889854	19207	46	4	10921633	19207	194	26
10889899	19207	8	8	10922162	19207	194	49
10889926	19207	56	1	10929829	19207	201	1
10889927	19207	0603		10929991	19207	201	6
10889929	19207	52	12	10930014	19207	201	1
10889933	19207	117	26	10930015	19207	2210	
10889934	19207	117	32	10931804	19207	201	9
10889935	19207	117	29	10931906	19207	28	1
10889937	19207	117	23	10931906-1	19207	28	1
10889938	19207	117	19	10931907	19207	28	1
10889949	19207	11	3	10931908	19207	0613	
10889976-1	19207	11	1	10931910	19207	23	17
10889991	19207	43	10	10931911	19207	23	20
10889993	19207	73	9	10931913	19207	23	23
10891GT	31007	42	26	10931927	19207	201	3
10894913	19207	0613		10931928	19207	201	3
10896326	19207	11	10	10931929	19207	201	1
10896327	19207	117	33	10931930	19207	201	3
10896726-1	19207	123	18	10931931	19207	201	3
10898717	19207	52	8	10931936	19207	201	3
10899038	19207	117	1	10931937	19207	201	3
10899061	19207	43	1	10931941	19207	40	14
10899061-1	19207	43	3	10931945	19207	0312	
10899085	19207	117	31	10931946	19207	23	6
10899109	19207	34	22	10931947	19207	23	14
10899230	19207	196	1	10931979-1	19207	130	33
10899231	19207	196	2	10931979-2	19207	130	28
10899438	19207	40	17	10931979-3	19207	130	34
10899439	19207	38	4	10931982	19207	130	3
10899440	19207	38	4	10935282	19207	25	11
10899445	19207	38	2	10935288	19207	209	2
10899797	19207	173	14	10935376	19207	56	2
10900080	19207	194	5			57	1
10900106	19207	173	3	10935481	19207	30	11
10900108	19207	194	22	10935482	19207	30	24
10900112	19207	194	40	10935483	19207	30	10
10900185	19207	194	28	10935517	19207	117	31

Reference number cross-reference to figure number, and item number-continued

REFERENCE NUMBER	MFG CODE	FIG NO	ITEM NO	REFERENCE NUMBER	MFG CODE	FIG NO	ITEM NO
10935558	19207	33	17	10951185-2	19207	22	10
10935628	19207	30	3	10951185-4	19207	22	14
10935633	19207	30	15	10951185-6	19207	22	13
10935634	19207	30	12	10951190	19207	21	2
10935635	19207	30	9	10951191	19207	33	21
10935636	19207	30	4	10951192	19207	33	8
10935637	19207	30	5	10951227	19207	33	25
10935638	19207	30	7	10951247	19207	25	13
10935643	19207	36	16	10951248	19207	25	8
10935646	19207	33	11	10951257	19207	11	13
10937539	19207	166	3	10951264	19207	11	9
10937830	19207	166	2	10951285	19207	25	3
10938203	19207	28	1	10951385-1	19207	57	1
10938216	19207	201	3			56	2
10938230	19207	201	3	11069358-2	19207	28	5.1
10938248	19207	137	7	110775	23610	59	36
10938255	19207	40	19	112-2102	76260	0900	
10938264	19207	38	16	112-7100	76260	0900	
10938299	19207	36	33	112465	12204	88	6
10938316-1	19207	35	9	112578	21450	111	15
10938316-2	19207	0312		113-2129	76260	0900	
10938316-3	19207	0312		113-2130	76260	0900	
10938316-4	19207	0312		113-2131	76260	0900	
10938334	19207	23	23	113-7200	76260	0900	
10938335	19207	23	16	114214R1	31007	33	3
10938340	19207	1411		11544R91	31007	196	2
10938346	19207	28	1	11588687	19207	33	25
10938351	19207	38	3	11593178	19207	39	2
10938369-2	19207	28	1	11593179	19207	39	19
10938443-2	19207	137	12	11593180	19207	1411	
10938462	19207	0501		11593182	19207	137	3
10938369-1	19207	21	1	11593184	19207	137	10
10938374	19207	28	1	11593187	19207	137	8
10938403	19207	28	1	11593193	19207	137	14
10938486	19207	39	15	11593197	19207	23	35
10938489	19207	156	8	11593201	19207	105	20
10938490	19207	39	6	11593227	19207	201	3
10938491	19207	39	1	11593229	19207	201	3
10938492	19207	39	12	11593237	19207	136	11
10938495	19207	39	4	11593242	19207	136	10
10938496	19207	39	5	11593243	19207	136	1
10938497	19207	39	3	11600900	19207	209	3
10938498	19207	156	6	11602159	19207	120	2
109426R92	31007	132	1	11602308	19207	30	18
		133	1	11602309	19207	30	20
1094453-1	19207	0609		11604545	19207	24	12
10944793	19207	2210		11608765	19207	39	8
10945889	19207	69	7	11608819	19207	39	20
10946886	19207	41	22	11608820	19207	39	18
10947358-3	19207	28	7.1	11608909	19207	39	6
10950808	19207	51	8	11608913	19207	130	7
		52	4	11608924	19207	200	9
		53	15	11608925	19207	200	14
10951003	19207	30	8	11608926	19207	200	8
10951012	19207	15	3	11608927	19207	200	11
10951015	19207	15	5	11608928	19207	200	12
10951016	19207	15	6	11608929	19207	200	13
10951017	19207	15	7	11608931	19207	200	16
10951101	19207	46	1	11608933	19207	200	4
10951180	19207	33	1	11608935-1	19207	0603	
10951182	19207	22	9	11608936	19207	200	7
10951184	19207	22	4	11608938	19207	200	2

Reference number cross-reference to figure number, and item number-continued

REFERENCE NUMBER	MFG CODE	FIG NO	ITEM NO	REFERENCE NUMBER	MFG CODE	FIG NO	ITEM NO
11609953	19207	30	21	11665741	19207	105	8
11609954	19207	30	1	11677781	19207	1212	
11609972	19207	25	17	117243	21450	97	15
11609976	19207	22	1	117965	24617	35	4
		22	2	119076H	31007	38	14
		22	3	1192542	12204	123	13
		0311		1192542	12204	122	12
11609976-1	19207	22	2	1199F1436	78500	123	23
11609976-16	19207	22	3	119928	21450	79	1
11609976-17	19207	33	23	119931	21450	194	52
11609976-8	19207	33	13	120399	12204	24	8
11609976-9	19207	22	1	120520	24617	36	14
11609977-4	19207	33	5	120638	21450	5	19
11610015-1	19207	52	18	120702	21450	194	50
11610015-1	19207	52	18	121468	24617	123	5
11610015-2	19207	52	19	121619	21450	93	7
11610015-2	19207	52	19	121983	21450	100	13
11610015-3	19207	52	20	123SB16	76040	16	2
11610015-3	19207	52	20	125698	21450	111	31
11610016	19207	52	6	125915	21450	194	12
11610018	19207	66	1	125998	24617	168	14
11610078	19207	208	3	126031	24617	168	17
11610298	19207	30	23	126045	31007	1	6
11610298	19207	30	23	127849	21450	118	8
11611619	19207	143	3	127950	24617	130	29
11613631	19207	0608		127951	21450	29	2
11613632-1	19207	0608		128140	21450	1411	
11614156	19207	73	4	136GB228A	76040	31	9
11614157	19207	75	1	137407	24617	0311	
11620983	19207	74	5	137422		205	9
11620987-1	19207	74	6	137423	21450	29	11
11631857	19207	54	6	137424	12204	5	13
11639519-1	19207	73	7	137424	12204	10	3
11639519-2	19207	75	3	139507H	31007	24	4
11639520	19207	75	7	141062	21450	158	11
11639535	19207	75	2	141062	21450	160	7
11639541	19207	73	5	142GC165	76040	13	6
11639546	19207	73	8	142435	24617	0501	
11640178	19207	0607		143-60110-01900	79470	109	3
11640319	19207	40	5	143890	12204	131	2
11640352	19207	141	1	144040	21450	130	17
11641634	19207	33	26	144130	24617	118	12
11641747	19207	49	3	144245	79318	179	5
11641748	19207	49	5	144245	79318	180	9
11641832	19207	25	1	144391	24617	6	13
11641849	19207	43	6	144613	24617	168	16
11641987	19207	117	3	145373	21450	2210	
11642001	19207	209	4	14892	75298	150	14
11649243-1	19207	75	8	150190	21450	33	18
11649243-2	19207	75	8	150190	19207	34	25
11649244	19207	69	4	150190	19207	34	25
11658687	19207	73	3	1503536	70040	29	8
		74	3	1503536	70040	29	7
11663025	19207	1202		1517596	70040	78	3
11663231	19207	1202		1539135	19207	36	23
11663232	19207	1202		1568220	24617	207	13
11663233	19207	1202		1568362	24617	207	7
11663236	19207	1202		1581430	24617	207	12
11664425	19207	200	15	1582082	70040	63	5
11664710	19207	120	4	16AX809	89619	26	3
11664711	19207	120	1	160278R1	31007	103	11
11664712	19207	120	8	161568R1	31007	0607	

Reference number cross-reference to figure number, and item number-continued

REFERENCE NUMBER	MFG CODE	FIG NO	ITEM NO	REFERENCE NUMBER	MFG CODE	FIG NO	ITEM NO
164475	21450	199	6	219359	21450	194	39
169108	21450	102	4	219760	21450	118	15
171104	21450	158	30	22-C-70	80244	602	
171104	21450	159	17	22AX20	76040	26	24
171209R91	31007	613		22MH414P56	76040	50	2
171210R91	31007	608		220984	44674	100	3
171211R91	31007	613		222GB23	76040	7	3
171566R91	31007	608		223650	21450	900	
171568R91	31007	608		226GB117A	89619	16	14
1779HB	31007	128	3	227GC157	76040	44	12
17796H	31007	128	4	23AX395	76040	26	36
17798H	31007	128	2	237GB16	76040	32	7
17798HA	31007	128	6	237GC418	76040	13	11
179735	21450	169	7			13	14
18AX1074	76040	44	20	24-129	77977	64	2
180GB135	89619	7	6	253GB1269	76040	7	5
		26	14	253GC1272	76040	12	21
180GB137	89619	26	26	253GC299	76040	9	4
181608	10001	24	16	255GB16	76040	34	21
183GC162	89619	12	17	255GB43	89619	311	
187312	21450	151	6	26C29400	81337	41	11
187343	21450	205	13	261GC15	76040	9	8
187396	21450	194	51	268GC1118	76040	34	26
187867	21450	194	44	27-W-929-800	70040	40	15
188002	50513	152	1	270GB212	76040	34	14
189291	24617	115	2	270GB213	76040	34	6
189611	21450	118	11	270GB214	76040	34	29
		119	1	270GB29	76040	34	13
18985H	31007	146	9	272336	24617	129	4
190922	21450	109	39	28SB11	76040	16	8
191GC340	76040	12	3	283GC3100	76040	12	8
191474	24617	36	2	29105620441		35	3
191492	21450	194	17	29109375076		28	7.1
1916097	16764	54	3	299491PC4	10001	115	3
1916625	24617	59	13	3MFAX559	76040	40	5
1919590	16764	59	2	3MJ3114	76040	53	13
192062	21450	1411		3R91	31007	207	14
192075	19207	118	6	302GC2210	76040	53	9
194215	19207	47	18	305SB11	76040	16	9
1988	70270	187	1	3076-5241	76040	16	3
10631	78080	900		3076132371	76040	16	25
2W1-24-36-64	43999	76	2	31AX542	76040	26	39
20AX1	76040	12	19	316GCA3155	76040	47	4
		31	7	318813PC6	10001	42	22
		34	16	33-H-744	80244	48	8
20AX2	76040	9	10	33-H-775	80244	503	
20AX4	76040	34	31	33-H-781	81244	48	7
2001540WDGTAX161	19204	59	34	33435	81321	31	5
20058001	72509	168	13			30	5
20100950	72509	172	1	338GB11C	76040	2	3
20100952	72509	171	2	3432-58850	76040	31	3
201697	6853	117	8	3432-6662577	76040	32	8
202677	6853	1208		36AX22	76040	9	3
20509-5	81321	31	4	36AX5	76040	47	6
		30	4	36AX76	76040	34	7
208GCA154	76040	26	8	36RUA1164P4	76040	26	30
21AX673	76040	53	12	36RUA132P9	76040	47	16
21AX692	76040	26	37	36RUA138P42	89619	26	13
21QBX155	76040	312		36RUA3113P5	76040	44	27
21QBX156	76040	312		36RUA3117P10	76040	34	1
215SB76	89619	106		36RUA3117P15	76040	34	9
218709	21450	194		36RUA3117P23	76040	34	34
219341	24617	168	15	36RUA3117P29	76040	34	2

Reference number cross-reference to figure number, and item number-continued

REFERENCE NUMBER	MFG CODE	FIG NO	ITEM NO	REFERENCE NUMBER	MFG CODE	FIG NO	ITEM NO
36RUA311709	76040	47	1	4598J	76260	0900	
36RUA3132P46	76040	47	15	48RUA297	76040	38	12
362SB23	76040	16	4	48RU2110	89619	26	38
365SB19	76040	16	1	485GB177	76040	16	24
3663932	24617	3	1	49R285	76040	35	17
3690463	19207	156	4	493GB158	76040	44	22
37AX2	76040	44	18	493GB163	76040	44	24
37AX435	76040	12	16			13	1
		16	15	493GB2157	76040	13	18
37ZX1	76040	12	2	5-5-138X	78080	0900	
381SB17	89617	16	7	5-6-78X	78080	0900	
39AX23	76040	9	9	5-70-49	78080	0900	
4AX1	89619	13	8	5-73-109	78080	0900	
4AX128	76040	12	1	500021	21450	88	8
4AX133	76040	47	7	500333	21450	119	3
4ME3882	76040	26	4	500810	19207	199	2
4MJ1105	76040	53	1	501487	19207	196	2
4WWT799	81348	120	4	501514	21450	178	2
41GC112	76040	34	12	501924	21450	84	2
414908PC40	10001	143	2	502233	21450	131	9
42-5788	76260	96	13	502268	21450	187	6
42C14155-1	80244			502398	78500	101	5
42C15120-215	80244	145	14	502922	21450	41	10
420991	21450	158	8	504256	21450	93	2
424335	21450	160	11	504331	21450	111	45
425591	21450	157	10	504365	24617	93	9
425594	24617	54	5	504394	21450	1211	
425604	21450	84	15	504804	21450	0602	
425913	21450	202	2	510104-12	00624	1411	
426648	21450	161	3	5139123	19207	148	13
431929	21450	194	38			122	2
432449	19207	152	2			123	2
439GB386	76040	44	4	5143813	19207	96	5
44GC155	76040	13	2	5156636	19207	107	2
44M0223	76040	34	10	5167419	19207	106	1
44RU1693	76040	40	26	5167466	19207	109	2
44T5330-540	19207	2001		5167785	19207	126	1
443998	21450	33	9	5189043	19207	117	9
444000	24617	80	2	51942	70270	187	2
444014	21450	0312		5196397	19207	90	1
444042	21450	1411				190	2
444055	21450	80	3			101	2
		3	2	52AX13	76040	13	5
444134	31007	22	7	52AX4	76040	26	19
444347	19207	10	6	52AX5	76040	9	7
444552	19207	10	7	52AX6	76046	12	10
444595	21450	43	2	5214324	19207	82	12
444655	24617	194	10	5214325	76040	82	5
444665	19207	3	3	5214326	19207	82	4
444673	21450	194	27	5214327	19207	82	3
445097	24617	8	10	5214355	19207	19	4
446GC155	76040	44	25	5214427	19207	82	13
447GC146	76040	44	6	5214479	19207	0900	
447GC148	76040	44	10	5214483	19207	0900	
451988	21450	67	5	5214534	19207	132	7
453328	21450	59	30	5214539	19207	106	4
453648	16764	59	18	5214539	19207	109	31
453696	21450	59	11	5215672	19207	107	3
453697	21450	59	38	52301795	72509	168	9
453699	21450	59	25	5262210	19207	40	28
455177	21450	150	4			41	3
455184	21450	150	18	5282725	19207	105	5

Reference number cross-reference to figure number, and item number-continued

REFERENCE NUMBER	MFG CODE	FIG NO	ITEM NO	REFERENCE NUMBER	MFG CODE	FIG NO	ITEM NO
5282743	19207	106	3	590GB1167A	76040	26	5
5291580	19207	0900		590GB1189	76040	26	23
5291725	19207	29	6	590GB1209	76040	34	24
5291726	19207	29	5	590GB1229	76040	32	6
5291728	19207	29	9	590GB1245	76040	13	12
5291734	19207	0900		590GB1246	76040	13	13
5298551	19207	143	11	590GB1266	76040	0106	
53AX6	76040	34	30	591209	21450	59	42
5301357	19207	0900		592790	21450	205	4
5323160	19207	35	13	594261	21450	105	11
5323473	19207	87	2	594269	21450	199	4
5323534	19207	16	11	594270	21450	150	15
5323545	19207	14	2	594401	21450	151	4
5323547	19207	14	6	6-5-168X	78080	0900	
5329469	19207	14	3	6-6-58X	78080	0900	
5331977	19207	32	6	6Y1127SA	24076	187	4
5340153	19207	112	24	6Y6802	24076	187	3
5342271	19207	0309		60-N-261700	80244	116	6
5346153	19207	120	6	60-S-88	80244	116	5
537807	19207	140	4	605GB11B	76040	44	8
5381088	19207	62	6	61-0542-1	42280	44	14
538825	21450	119	4	61AX54	76040	2	5
538826	21450	119	6	6100E	53477	124	3
538827	21450	119	5	616GC126	89619	12	4
547201	21450	199	7	61824R1	31007	4	6
548005	21450	159	2	6184126	19207	82	2
548005	21450	158	3	61862R1	31007	4	7
548090	21450	84	4	6262431	19207	14	8
56AX107	76040	2	4	6280567	19207		15
56AX326	76040	7	1	63AX1214	89619	47	17
		12	20	63AX1221	76040	47	20
56AX356	76040	26	7			0306	
56AX357	76040	13	10			34	23
		26	29	63AX1740	76040	130	29
56AX392	76040	47	5	63AX1842	76040	47	12
		13	3	63AX3	76040	16	13
5701469	19207	204	1	63AX305	76040	32	4
5702401	19207	0607		63AX308	76040	47	3
5702506	19207	0611		63AX310	76040	32	9
5702510	19207	59		63AX3285	89619	26	11
5702512	19207	0605		63AX329	76040	34	27
5702650	19207	49	4	63AX330	76040	47	2
5702659	19207	0106				34	4
5702684	19207	0309		63AX355	76040	9	6
5702691	19207	1209		63AX361	76040	26	20
5702692	19207	0603		63AX362	76040	12	9
5702725	19207	46	KIT	63AX372	89619	26	27
5702744	19207	0601		63AX376	76040	12	13
5702776	19207	0306		63AX4	89619	47	19
5702791	19207	0305				16	10
570348	21450	35	15	63AX440	89619	47	3
573036	21450	109	24			13	4
573053	21450	1411		63AX45	76040	16	12
573435	21450	68	4	63AX483	76040	12	11
583708	21450	84	12	63AX494	76040	26	22
587305	21450	174	2	63AX495	89619	26	18
		176	1	63AX520	76040	26	32
		177	2	63AX532	76040	44	26
587499	21450	2202		63AX878	76040	44	21
587555	21450	102	24	63AX891	76040	2	6
590GB1134	76040	44	5	631GC458	76040	26	6
590GB1150A	76040	12	5	6316C559	76040	26	6



Reference number cross-reference to figure number, and item number-continued

REFERENCE NUMBER	MFG CODE	FIG NO	ITEM NO	REFERENCE NUMBER	MFG CODE	FIG NO	ITEM NO
63575R1	31007	114	13	7058965	19207	199	3
6432-20380	76040	32	10	7059459	19207	86	9
6432-37172	76040	31	1	7059460-1	19207	33	2
		32	3	7059462	19207	201	1
6432-59556	76040	31	6	7059574	19207	37	2
6432-60483	76040	31	2	7061110	19207	83	3
		32	2	70612198	19207	34	11
6432-65106	76040	16	19	7061282	19207	153	9
6432-6662577	76040	32	5	7061283	19207	154	8
6432-6663354	76040	16	20	7061286	19207	154	7
6432-6663358	76040	16	18	7061289	19207	154	5
6432-6663368	76040	16	23	7061290	19207	153	14
6432-666360	76040	16	18	7061295	19207	153	4
6432-666361	76040	16	22	7062194	19207	34	5
6432-7600	86919	32	1	7062198	19207	34	11
6432-8901	89619	16	21	7064466	19207	104	24
643235788-1	89619	31	13	7064467	19207	104	13
6432666360	76040	16	17	7064468	19207	104	23
649AH10-26-1	31007	207	14	7064469	19207	104	5
657GC225P2	76040	44	7	7064470	19207	104	15
66032	82278	198	2	7065891	19207	207	15
66048	82278	198	1	7065892	19207	207	16
673GC3115	76040	13	7	7066000	19207	201	3
676AX1	76040	12	6	7066001	19207	201	3
680GC420	76040	26	17	7066002	19207	201	3
681GCA111	76040	26	28	7066003	19207	201	3
695GC119	76040	12	12	7066004	19207	201	3
70-1024-6	78880	201	3	7066007	19207	203	3
700GC19	76040	0306		706691	12742	148	10
7001851	19207	144	4	7076968	19207	209	7
7001893	19207	37	8	7078072	19207	209	9
7002402	19207	95	6	7084790	19207	160	1
		98	9	7084791	19207	160	1
7005417	19207	151	2	7084799	19207	161	1
7005621	19207	30	19	7084828	19207	159	12
7006868	19207	20	7			158	23
7007127	19207	145	9	7084837	19207	159	1
		147	12			158	2
7009103	19207	0312		7084840	19207	158	16
7009603	19207	123	3	7084850	19207	158	19
7010267	19207	209	1	7084857	19207	158	1
7014964	19207	118	10	7084860	19207	158	15
7014965	19207	118	5	7084861	19207	159	10
7017002	19207	147	11			158	24
7024227	19207	201	2	7084862	19207	160	4
7033742	19207	0607		7084863	19207	160	5
7034614	19207	128	8	7084865	19207	160	8
7034635	19207	128	8	7084866	19207	160	8
7035446	19207	159	4	7084868	19207	158	20
		160	9	7084892	19207	157	8
		158	18	7084893	19207	157	5
7037054	19207	2210		7084894	19207	157	12
7037055	19207	201	7	7084895	19207	157	13
7037056	19207	2210		7084996	19207	157	7
7044253	19207	134	7	7084997	19207	157	11
7045152	19207	142	11	7088745	19207	62	7
7045796	19207	163	1	7089606	19207	14	4
7047095	19207	160	14	7092279	19207	77	1
7048625	19207	23	15	7092284	19207	77	1
7050005	19207	0608		7109361	19207	102	14
705155	12742	148	11	7109486	19207	33	10
7056639	19207	84	9	711196	16662	6	15

## Reference number cross-reference to figure number, and item number-continued

REFERENCE NUMBER	MFG CODE	FIG NO	ITEM NO	REFERENCE NUMBER	MFG CODE	FIG NO	ITEM NO
712286	21450	148	6			98	11
715GB420	76040	9	12	7348881	19207	95	9
7191233	19207	28	1			98	12
7205003	19207	1211		7348882	19207	95	5
7320642	19207	67	8			98	10
7320658	19207	70	3	7348884	19207	96	12
		71	3			97	7
		72	3	7348886	19207	97	11
7320711	19207	68	7	7348890	19207	97	14
7326126	19207	99	5	7348891	19207	97	13
7326126	19207	101	3	7348898	19207	128	1
7331003	19207	138	4	7348899	19207	128	1
		139	7	7348956	19207	55	3
7331003	19207	136	5	7349695		94	N/I
7337665	19207	44	23	7350577	19207	67	3
7337759	19207	88	7	7350581	19207	67	13
7339955	19207	112	29	7350582	19207	67	12
7339964	19207	145	15	7350898	19207	1411	
7339985	19207	109	50	7350967	19207	1411	
7341234	19207	109	52	7350969	19207	1411	
7346802	19207	104	7	7351271	19207	82	1
7346885	19207	122	1	7351272	19207	82	
		148	14	7351273	19207	82	11
7346952	19207	145	8	7351315	19207	28	8
		147	8	7353276	19207	59	1
7346956	19207	147	6	7353765	19207	121	1
		145	7	7355592	19207	0607	
7346957	19207	145	5	7355719	19207	204	2
		147	9	7355736	19207	51	8
7346958	19207	146	9			52	4
7346982	19207	100	10			53	15
7346986	19207	0900		7355938	19207	0613	
7346991	19207	100	1	7357485	19207	0603	
7346992	19207	100	2	7358619	19207	63	20
7346993	19207	100	7	7358622	19207	63	7
7347665	19207	94	3	7368415	19207	120	10
		95	2	7368416	19207	179	17
		98	2	7368516	19207	2210	
7348743	19207	18	11	7368523	19207	201	1
7348744	19207	18	5	7368683	19207	104	17
7348746	19207	18	8	7369959	19207	128	10
7348826	19207	37	10	7369960	19207	124	4
		38	9	7369963	19207	129	3
7348827	19207	37	19	7369964	19207	129	3
		38	11	7372701	19207	199	15
7348828	19207	37	3	7372705	19207	200	6
7348829	19207	37	20	7372766	19207	84	21
7348833	19207	37	18	7373211	19207	84	20
7348834	19207	37	14	7373216	19207	82	6
7348837	19207	37	16	7373224	19207	18	20
7348838	19207	37	9	7373229	19207	18	17
7348839	19207	37	9	7373234	19207	18	16
7348841	19207	94	2	7373236	19207	84	24
7348843	19207	94	11	7373246	19207	85	2
		97	N/I	7373252	19207	109	41
7348847	19207	94	13	7373253	19207	109	14
7348848	19207	94	10	7373265	19207	36	18
7348876	19207	0900		7373284	19207	150	8
7348877	19207	129	1	7373285	19207	150	8
7348878	19207	95	3	7373288	19207	150	9
		98	4	7373289	19207	150	16
7348880	19207	95	4	7373290	19207	150	16

## Reference number cross-reference to figure number, and item number-continued

REFERENCE NUMBER	MFG CODE	FIG NO	ITEM NO	REFERENCE NUMBER	MFG CODE	FIG NO	ITEM NO
7373293	19207	150	1	7376346	19207	17	16
7373294	19207	150	1	7376347	19207	17	2
7373299	19207	147	2	7376348	19207	17	17
7373299	19207	150	3	7376349	19207	17	13
7373306	19207	154	1	7376350	19207	17	20
7373307	19207	153	1	7376363	19207	42	3
7373308	19207	154	2	7376366	19207	54	3
7373309	19207	154	3	7376689	19207	108	1
7373311	19207	153	15	7376729	19207	108	2
7373312	19207	153	12	7378201	19207	84	3
7373314	19207	153	6	7378503	19207	5	4
7373327	19207	147	3	7378843	19207	94	6
		151	3	7383446	19207	25	2
7373339	19207	62	5	7384388	19207	63	7
7373347	19207	18	18	7384389	19207	63	15
7375024	19207	67	10	7384392	19207	63	10
7375211	19207	42	6	7385905	19207	76	6
7375213	19207	42	13	7389493	19207	121	2
7375221	19207	42	4	7389561	19207	55	1
7375224	19207	4	10	7390869	19207	3303	
7375228	19207	48	5	7392938	19207	196	3
7375243	19207	51	3	7397542	19207	18	19
7375248	19207	87	5	7397754	19207	84	25
7375259	19207	104	8	7397758	19207	73	12
7375261	19207	98	N/I			74	7
7375344	19207	17	18	7397798	19207	36	24
7375649	19207	42	7	7397852	19207	150	6
7375656	19207	41	1	7408773	19207	3303	
7375657	19207	40	7	7409025	19207	181	2
		41	7	7409026	19207	181	4
7375658	19207	40	25	7409027	19207	181	5
		41	20	7409080	19207	181	3
7375685	19207	48	3	7409082	19207	188	1
7375687	19207	45	5	7409094	19207	182	3
7375815	19207	3303		7409124		19	3
7376063	19207	114	8	7409144	19207	24	6
7376147	19207	0306		7409179	19207	183	8
7376150	19207	94	9	7409203	19207	20	6
		95	8	7409206	19207	114	4
		96	10	7409266	19207	36	16
		97	5	7409267	19207	35	10
		98	5	7409271	19207	36	1
7376151	19207	96	9	7409273	19207	36	5
		97	9	7409278	19207	1411	
7376155	19207	18	10	7409286	19207	130	8
7376181	19207	42	21	7409290	19207	131	1
7376183	19207	41	13	7409300	19207	24	15
7376204	19207	4	5	7409303	19207	24	3
7376205	19207	4	9	7409304	19207	24	1
7376213	19207	1	11	7409305	19207	24	2
7376312	19207	5	14	7409306	19207	24	5
7376313	19207	5	3	7409307	19207	24	18
7376329	19207	42	18	7409309	19207	24	17
7376331	19207	6	6	7409312	19207	148	2
7376332	19207	6	3	7409313	19207	107	7
		8	2	7409316	19207	107	6
7376335	19207	6	12	7409322	19207	107	4
7376336	19207	6	2	7409323	19207	105	6
7376338	19207	6	4	7409327	19207	109	13
7376343	19207	37	14	7409331	19207	109	45
		17	21	7409332	19207	109	28
7376345	19207	17	10	7409333	19207	144	11

## Reference number cross-reference to figure number, and item number-continued

REFERENCE NUMBER	MFG CODE	FIG NO	ITEM NO	REFERENCE NUMBER	MFG CODE	FIG NO	ITEM NO
7409335	19207	143	14	7409478	19207	109	21
		145	3	7409479	19207	109	37
		147	5	7409480	19207	109	37
7409338	19207	1601		7409481	19207	109	12
7409339	19207	144	3	7409482	19207	109	56
7409344	19207	143	8	7409483	19207	109	53
7409345	19207	143	9	7409484	19207	109	55
7409347	19207	145	1	7409485	19207	109	42
7409349	19207	122	17	7409486	19207	111	53
		123	21	7409487	19207	111	56
7409363	19207	104	2	7409488	19207	111	34
7409365	19207	103	15	7409491	19207	111	37
7409366	19207	103	11	7409493	19207	111	36
7409367	19207	104	1	7409495	19207	111	17
7409369	19207	103	12	7409496	19207	111	18
7409370	19207	104	22	7409497	19207	112	18
7409371	19207	104	6	7409502	19207	112	26
7409372	19207	103	9	7409514	19207	132	5
7409376	19207	105	3			133	3
7409379	19207	105	9	7409515	19207	1501	
7409382	19207	105	4	7409522	19207	133	5
7409383	19207	105	21			132	2
7409385	19207	105	10	7409524	19207	132	10
7409389	19207	122	16	7409533	19207	138	22
		123	20			136	13
7409390	19207	122	14			139	8
7409391	19207	148	16	7409534	19207	136	6
7409394	19207	122	10			138	1
		123	9			139	4
7409395	19207	122	11	7409535	19207	138	17
		123	12			139	12
7409402	19207	28	7	7409536	19207	138	10
7409410	19207	201	4			139	11
7409419	19207	28	12	7409537	19207	136	4
7409420	19207	28	1			139	6
7409442	19207	110	14	7409550	19207	148	5
7409443	19207	110	7			100	8
7409445	19207	118	5			123	22
7409446	19207	111	48	7409551	19207	100	9
7409447	19207	104	21	7409565	19207	175	3
		110	13	7409572	19207	0900	
		18	25	7409596	19207	198	3
7409448	19207	110	3	7409597	19207	198	3
		18	2	7409600	19207	148	15
7409449	19207	110	10	7409601	19207	146	2
7409451	19207	109	7	7409602	19207	146	3
7409455	19207	111	25	7409603	19207	148	12
7409457	19207	111	26	7409604	19207	147	4
7409459	19207	111	13	7409606	19207	148	3
7409460	19207	112	5	7409608	19207	148	7
		112	13	7409612	19207	146	4
7409462	19207	112	20	7409613	19207	145	11
7409464	19207	111	47	7409615	19207	148	1
7409465	19207	112	19	7409617	19207	149	4
7409468	19207	111	46	7409618	19207	149	3
7409470	19207	112	9	7409634	19207	183	1
7409471	19207	112	8	7409679	19207	196	3
7409474	19207	109	32	7409681	19207	196	2
7409475	19207	109	59	7409701	19207	207	11
		109	26	7409705	19207	202	1
7409476	19207	109	40	7409707	19207	201	8
7409477	19207	109	54	7409708	19207	2210	

Reference number cross-reference to figure number, and item number-continued

REFERENCE NUMBER	MFG CODE	FIG NO	ITEM NO	REFERENCE NUMBER	MFG CODE	FIG NO	ITEM NO
7409709	19207	201	4	7413458	19207	138	3
7409711	19207	201	1	7413485	19207	103	14
7409712	19207	201	1	7413486	19207	105	7
7409713	19207	201	1	7413488	19207	105	17
7409714	19207	201	1	7413492	19207	109	18
7409715	19207	201	1	7413493	19207	109	58
7409716	19207	201	1	7413899	19207	109	35
7409717	19207	201	6			112	12
7409718	19207	2210		7413937	19207	1211	
7409719	19207	201	8	7415746	19207	102	22
7409721	19207	2210		7416869	19207	76	5
7409732	19207	183	2	7416874	19207	76	4
7409740	19207	183	15	7418773	19207	148	9
7409767		183	5	7418960	19207	0609	
7409868	19207	2210		7422J	76260	0900	
7409869	19207	2210		742792	14636	141	2
7409873	19207	1211		742793	14636	141	2
7409990	19207	2210		744GB124	76040	26	16
7409993	19207	201	1	75A115V	08108	77	3
7400357	19207	37	12	7520367	19207	3303	
7411059	19207	38	7	7520597	19207	35	8
7411060	19207	38	7	7520956	19207	88	3
7411061	19207	40	1	7520957	19207	88	2
		41	2	7520964	19207	110	2
7411064	19207	0306				18	3
7411069	19207	107	5	7520971	19207	110	4
7411070	19207	107	1			18	1
7411071	19207	106	5	7520976	19207	88	1
7411072	19207	122	4	7521284	19207	104	3
7411093	19207	37	9	7521285	19207	104	16
7411094	19207	37	12	7521448	19207	104	18
7411095	19207	37	5	7521474	19207	126	2
7411096	19207	37	9	7521491	19207	82	10
7411097	19207	37	9	7521492	19207	82	7
7411110	19207	143	9	7521596	19207	133	7
7411111	19207	144	2	7521631	19207	100	4
7411112	19207	144	3	7521651	19207	99	1
7411114	19207	145	11			101	1
7411115	19207	146	2	7521975	19207	179	25
7411116	19207	146	3	7525365	19207	67	2
7411122	19207	174	1			68	2
7411146	19207	112	10	7525936	19207	67	6
7411147	19207	109	40	7525940	19207	68	5
7411148	19207	109	54	7526017	21450	70	4
7411149	19207	109	37	7526020	19207	71	2
7411150	19207	109	53	7526030	19207	72	4
7411182	19207	122	15	7526590	19207	63	16
7411183	19207	122	15	7526591	19207	63	19
7411387	19207	179	24	7526594	19207	63	4
7411410	19207	179	13	7526596	19207	0607	
7411413	19207	179	12	7529008	19207	154	11
7411415	19207	179	23	7529028	19207	154	4
7412306	19207	94	6	7529131	19207	153	2
		97	10	7529208	19207	59	3
7412316	19207	0900		7529209	19207	59	10
7412376	19207	143	5	7529215	19207	67	9
7412382	19207	174	3	7529235	19207	36	12
7412638	19207	96	14	7529237	19207	36	9
		97	2	7529238	19207	36	3
7413037	19207	1208		7529294	19207	41	21
7413235	19207	37	11	7529304	19207	150	11
		38	8	7529305	19207	150	11

Reference number cross-reference to figure number, and item number-continued

REFERENCE NUMBER	MFG CODE	FIG NO	ITEM NO	REFERENCE NUMBER	MFG CODE	FIG NO	ITEM NO
7529309	19207	150	7			59	47
7529572	19207	59	12	7539577	19207	59	15
7531701	19207	2210		7539586	19207	59	5
7533788	19207	0613		7539588	19207	59	6
7533853	19207	111	21	7539590	19207	59	20
7534394	19207	142	6	7539592	19207	59	14
7534673	19207	142	2			59	19
7534674	19207	142	4	7539652	19207	54	1
7534675	19207	142	10	7539694	19207	62	8
7534676	19207	142	15	7539695	19207	62	9
7534677	19207	142	7	7539697	19207	199	5
7534680	19207	142	13	7540162	19207	29	3
7534682	19207	142	12	7697694	19207	2	7
7534685	19207	142	14	7697737	19207	47	11
7534686	19207	142	8	7698438	19207	158	5
7534687	19207	142	1	7700242	19207	3303	
7534690	19207	142	5	7712833	19207	67	11
7535567	19207	159	18	7714911	19207	134	3
7535616	19207	142	3	7725844	19207	134	11
7535620	19207	158	4	7726808	19207	0607	
		159	3	7728788	19207	65	3
7535621	19207	158	10	7728815	19207	0608	
7535623	19207	158	13	7731421	19207	85	1
7535644		159	9	7731427	19207	0608	
75384684	19207	142	9	7731428	19207	86	4
7538675	19207	6	5	7737120	19207	23	24
7538793	19207	2210		7737123	19207	23	27
7538794	19207	2210		7737124	19207	23	32
7539072	19207	78	4	7737126	19207	23	28
7539073	19207	28	6			23	33
7539073	19207	78	2	7737127	19207	23	34
7539107-2	19207	205	12	7737482	19207	23	29
7539112	19207	36	33	7737491	19207	23	31
7539114	19207	36	25	7740601	19207	51	4
7539129	19207	36	17	7743726	19207	29	1
7539130	19207	36	26	7744141	19207	29	4
7539131	19207	36	27	7744284	19207	2210	
7539133	19207	36	34	7745285	19207	113	2
7539255	19207	0607		7748663	19207	87	3
		62	4	7748823	19207	117	5
7539300	19207	111	14	7748825	19207	117	34
7539349	19207	114	2	7748825	19207	117	34
7539372	19207	115	1	7748826	19207	117	15
7539391	19207	116	7	7748839-4	19207	5	10
7539504	19207	84	18	7748858	19207	25	12
7539519	19207	0607		7748859	19207	43	5
7539532	19207	60	6	7748870	19207	15	9
7539535	19207	59	40	7748873	19207	15	1
7539550	19207	67	4	7748874	19207	34	28
7539561	19207	59	16	7748883	19207	27	5
7539561	19207	59	16	7748905	19207	15	4
7539563	19207	59	23	7748972	19207	8	4
7539564	19207	59	37	7748975	19207	8	7
7539565	19207	59	38	7748979	19207	43	12
7539566	19207	59	22	7760412	19207	63	5
7539567	19207	59	24	7760418	19207	63	20
7539568	19207	59	4	7760505	19207	68	1
7539569	19207	59	41	7760598	19207	0608	
7539571	19207	59	21	7760599	19207	0608	
7539574	19207	59	9	7762620	19207	62	10
7539575	19207	59	31	7762673	19207	0613	
7539576	19207	59	17			61	1

## Reference number cross-reference to figure number, and item number-continued

REFERENCE NUMBER	MFG CODE	FIG NO	ITEM NO	REFERENCE NUMBER	MFG CODE	FIG NO	ITEM NO
7762726	19207	0608		8327209	19207	146	2
7762737	19207	84	13	8327210	19207	143	3
7762738	19207	84	7	8327211	19207	145	1
7764064	19207	47	21			147	1
7764909	19207	134	4	8327322	19207	87	1
7765214	19207	68	3	8327323	19207	19	N/I
778015	04636	141	3	8327473	19207	113	4
78MR11	76040	130	18	8327909	19207	1208	
78080	17476	150	5	8327938	19207	116	4
795GBA130A	76040	9	1	8328122	19207	77	2
7950566	19207	209	6	8328647	19207	206	2
7954512	19207	63	14	8330243	19207	0607	
7965281	19207	25	16	8330259	19207	93	5
7971605	19207	63	8	8330260	19207	93	14
7974710	19207	37	20	8330263	19207	54	4
7975609	19207	150	17	8330268	19207	145	12
7979263	19207	123	1	8330337	19207	86	10
7979271	19207	105	24	8330338	19207	86	3
7979308	19207	122	3	8330341	19207	86	7
7979315	19207	123	8	8330343	19207	86	6
7979315	19207	122	9	8330480	19207	188	2
7979322	19207	123	19	8330632	19207	111	50
7979323	19207	123	16	8330743	19207	1503	
7979324	19207	122	13	8331043	19207	207	14
7979324	19207	123	14	8331478	19207	1208	
7979332	19207	105	13			1211	
7979334	19207	105	15	8331877	19207	19	1
7979340	19207	105	14	8331878	19207	48	4
7979766	19206	148	4	8331956	19207	37	2
7982398	19207	0608		8332029	19207	5	12
7992548	19207	143	3	8332098	19207	20	1
7996977	19207	201	6	8332125	19207	17	12
7996979	19207	2210		8332127	19207	67	1
8ME346	76040	26	35	8332238	19207	96	8
80MFX278	76040	40	10	8332244	19207	94	1
80MF278	76040	44	3	8332245	19207	95	1
8028732	24617	45	4	8332246	19207	97	1
807779	94357	0900		8332247	19207	97	1
807780	94537	0900		8332248	19207	98	1
81221	29096	32	7	8332249	19207	98	1
8165X8	79470	25	6	8332250	19207	96	8
8175-1-3	31313	155	1	8332548	19207	111	16
819906	18876	134	12	8332661	19207	94	7
83AX226	76040	12	7	8332668	19207	35	8
		34	3	8332670	19207	35	2
83AX55	76040	9	11			36	17
83AX579-5	76040	23	21	8332741	19207	37	6
830630	90280	135	7	8333013	19207	103	1
8327000	19207	93	8	8333276	19207	125	1
8327005	19207	112	14	8333329	19207	133	7
8327010	19207	93	17	8333784	19207	45	7
8327011	19207	93	16	8334009	19207	67	5
8327012	19207	93	15	8338561	19207	0608	
8327014	19207	40	4	8338562	19207	0608	
		41	6	8338564	19207	0608	
8327048	19207	113	1	8338565	19207	0608	
8327131	19207	0609		8338566	19207	82	9
8327139	19207	145	3	8338567	19207	82	8
		147	10	8343624	19207	102	2
8327141	19207	183	7	8343628	1907	102	7
8327157	19207	183	11	8343630	19207	102	10
8327162	19207	194	41	8343631	19207	102	17

Reference number cross-reference to figure number, and item number-continued

REFERENCE NUMBER	MFG CODE	FIG NO	ITEM NO	REFERENCE NUMBER	MFG CODE	FIG NO	ITEM NO
8343634	19207	102	15	8710630	19207	134	1
8343635	19207	102	9	8712064-1	19207	1503	
8343637	19207	102	26	8712082	19207	94	3
8343649	19207	102	5			95	2
8344235	19207	2210				98	2
8357743	19207	196	2	8712092	19207	96	14
8357973	19207	11	12			97	2
8357973	19207	25	15	8712094-1	19207	97	1
8365663	19207	102	1	8712094-2	19207	97	1
8374950	19207	102	6	8712094-3	19207	93	8
8374951	19207	102	18	8712095-1	19207	95	1
8374952	19207	102	8	8712095-2	19207	98	1
8374954	19207	102	3	8712095-3	19207	98	1
8376183	19207	1	7	8712097	19207	96	8
8376299	19207	203	1	8712136-1	19207	23	10
8376311	19207	118	2	8712136-2	19207	23	18
		111	2	8712137	19207	23	16
8376371	19207	131	4	8712138	19207	40	13
8376491	19207	78	3	8712139	19207	40	11
8376500	19207	63	5	8712140	19207	40	19
8376501	19207	63	2	8712283	19207	54	6
8376502	19207	63	2	8713864	19207	4	3
8376760	19207	160	14	8713948	19207	4	4
8380413	19207	158	22	8720306	19207	1411	
8380467	19207	157	11	8724357	19207	201	3
8380468	19207	157	7	8724380	19207	196	4
8380491	19207	160	13	8724381	19207	196	4
8380492	19207	160	6	8725201	19207	0106	
		158	12	8728289	19207	130	26
		159	7	8735505	19207	18	12
8380493	19207	160	12	8735610	19207	67	13
8380558	19207	104	12	8735846	19207	201	6
8380559	19207	104	25	8735849	19207	201	2
8380700	19207	0607		8735862	19207	201	4
8390170	19207	209	8	8735864	19207	201	4
8398205	19207	42	14	8735865	19207	201	4
8398207	19207	17	14	8735867	19207	201	4
8402424	19207	143	13	8737816	19207	0306	
8402437	19207	143	9	8737966	19207	0501	
8404205	19207	37	14	8741540	19207	143	13
8408438	19207	37	8	8741701	19207	201	4
8408442	19207	133	4	8741867	19207	58	1
865779	19207	23	10	8741868	19207	58	1
867314	82278	198	4	8747887	19207	1208	
8682896	19207	114	6	8747985-1	19207	0609	
8683529	19207	0608		8748329	19207	15	8
8683543	19207	0608		8748337	19207	117	12
8687079	19207	0607		8748701	19207	180	1
8687080	19207	0607		8754184	19207	11	6
8689206	19207	205	1	8757709	19207	104	19
		205	3	8757719	19207	179	22
		205	5	8757920	19207	153	11
		205	7	8758131	19207	139	5
		205	15	8758183	19207	139	3
8690466	19207	156	1	8758194	19207	138	23
8698434	19207	157	14	8758195	19507	138	2
8698435	19207	160	2	8758197	19207	138	12
8698436	19207	160	2	8758198	19207	138	7
8698437	19207	158	7	8758255	19207	106	6
8698441	19207	158	21	8758259	19207	106	6
8701439	19207	102	23	8758278	19207	100	6
8708638	19207	209	5	8758332	19207	122	6



## Reference number cross-reference to figure number, and item number-continued

REFERENCE NUMBER	MFG CODE	FIG NO	ITEM NO	REFERENCE NUMBER	MFG CODE	FIG NO	ITEM NO
8758357	19207	105	23	90200058	72509	168	11
8758371	19207	130	15	90200058	75209	168	11
8758441	19207	138	18	90801035	72509	169	8
8758442	19207	138	9	90804485	72509	172	2
8758443	19207	138	24	90812010	72509	168	4
8758461	19207	138	11	90831075	19207	164	2
8758478	19207	5	16	914007	04635	141	4
8758513	19207	17	4	922GC134	76040	12	14
8758516	19207	17	6	92408030	72509	167	1
8758522	19207	1	5	92415008	72509	170	1
8758524	19207	1	2	92802055	72509	171	1
8758546	19207	17	15	92820345	72509	168	12
8758549	19207	17	8	92821160	72509	168	2
8758550	19207	17	11	93601305	72509	169	1
8758559	19207	17	5	93601335	72509	169	5
8758686	19207	179	18	9402685	19207	130	16
8758687	19207	180	15	9402713	19207	194	36
8758688	19207	180	16	9402714	19207	194	11
8758690	19207	180	14	9402791	19207	194	21
8758691	19207	180	7	9402866	19207	1411	
8758692	19207	180	8	9402867	24617	130	38
8758694	19207	179	1	9402909	19207	194	35
8758695	19207	179	6	9403025	19207	194	55
8758697	19207	179	8	9409173	19207	194	46
8758698	19207	180	4	9409179	19207	194	7
8758699	19207	179	7	9409180	19207	194	31
8758700	19207	180	5	9409188	19207	194	18
8758702	19207	179	10	9423063	24617	117	30
8758703	19207	179	11	955334	58275	150	19
88GB165	76040	50	1	955335	58275	150	19
88L1-8X1-8	30327	33	14	97205090	72509	169	2
8896953	18876	63	3	97415015	72509	168	6
8902-15-1	81336	162	1	97415145	72509	168	10
8917J	76260	0900		97431100	72509	168	3
89985	19975	77	2	98-741	78080	0900	
9AX21	76040	34	8	98308R1	31007	149	5
9AX59	76040	12	18	98415042	72509	172	3
9AX72	76040	34	33	99381R1	31007	128	9
90RU282	76040	26	40	99674R91	31007	207	14
90200047	72509	168	1	9975928	18876	33	15



**By Order of the Secretary of the Army:**

**CREIGHTON W. ABRAMS**  
*General, United States Army*  
*Chief of Staff*

**Official:**

**VERNE L. BOWERS**  
*Major General, United States Army*  
*The Adjutant General*

Distribution:

To be distributed in accordance with DA Form 12-38, organizational maintenance requirement. for Trucks. Cargo. 5 Ton, M41: M54: M55: Truck Dump, M51: Truck, Tractor, M52: M246): Truck, Van, Expansive, 6x6, M291A2: M291A2C: M291A2D: Truck. Wreckers. Medium, M62: M543.

\* U.S. GOVERNMENT PRINTING OFFICE : 1995 0 - 387-868 (32272)









